

# POPULATION TRENDS AND KEY INDICATORS

60,022

Population

21,267

Households

2.74

Avg Size Household

39.7

Median Age

\$100,216

Median Household Income

\$559,392

Median Home Value

110

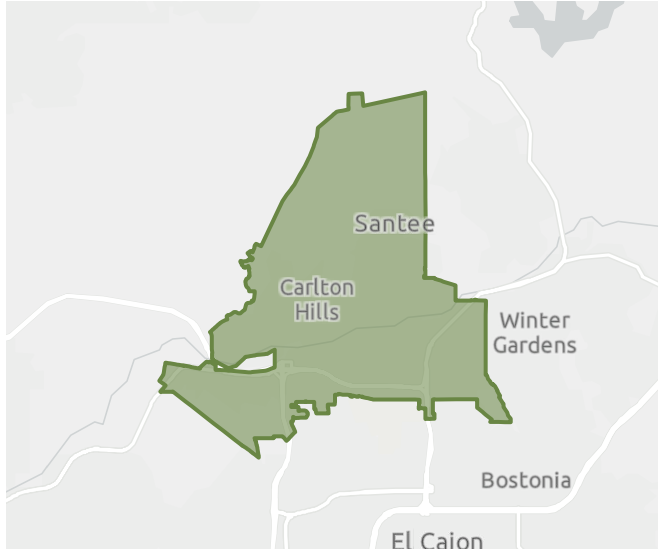
Wealth Index

85

Housing Affordability

67

Diversity Index



## MORTGAGE INDICATORS



\$14,420

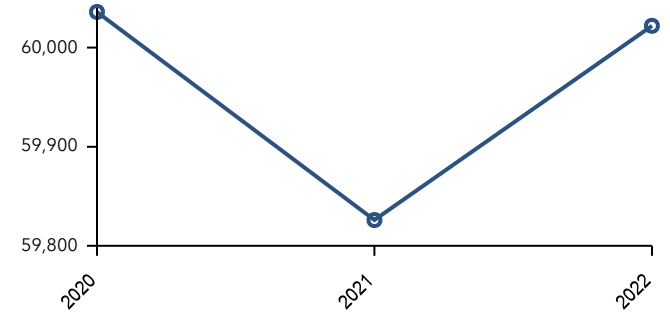
Avg Spent on Mortgage & Basics in 2022



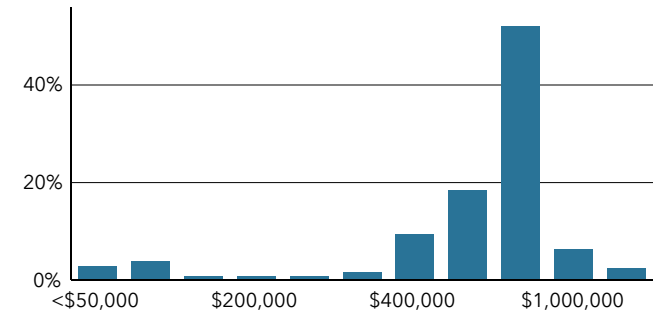
29.4%

Percent of Income for Mortgage


## Historical Trends: Population



## Home Value



## POPULATION BY AGE



Under 18 (21%)  
Ages 18 to 64 (62%)  
Aged 65+ (17%)

## POPULATION BY GENERATION



5.7%

Greatest Gen:  
Born 1945/Earlier



21.1%

Baby Boomer:  
Born 1946 to 1964



20.1%

Generation X:  
Born 1965 to 1980



25.8%

Millennial:  
Born 1981 to 1998



20.5%

Generation Z:  
Born 1999 to 2016



6.7%

Alpha: Born 2017 to Present

## Housing: Year Built

