

Appendix J7. Potential Critical Course Sediment Yield Area Analysis (Off-Site)

This page intentionally left blank.

TECHNICAL MEMORANDUM:

Complementary Analysis of PCCSYAs for Fanita Ranch

Prepared For:

Hunsaker & Associates, Inc.

February 20, 2019. Revised: September 30, 2019.

Prepared by:



Luis Parra, PhD, CPSWQ, ToR, D.WRE.
R.C.E. 66377



REC Consultants
2442 Second Avenue
San Diego, CA 92101
Telephone: (619) 232-9200



TECHNICAL MEMORANDUM: COMPLEMENTARY ANALYSIS OF PCCSYAs FOR FANITA RANCH

1. SUMMARY

The purpose of this Technical Memo is to complement the original Analysis of PCCSYAs for Fanita Ranch to demonstrate that additional areas associated to the Fanita Ranch Project not included in the original study also generates a No Net Impact in the Critical Coarse Sediment Yield (CCSY) for tributaries and sub-tributaries emanating from the large contributing area of the project encompassed by the extension of Cuyamaca Drive (POCs 10B to 16) and the extension of Sycamore Canyon Drive (POCs 17& 18). POCs 10B, 10C, 10D, 10E, 11, 12, 13, 14, 15 and 16 drain to very small creeks that eventually discharge into the MS4 of North Santee and from there into San Diego River, while POCs 17 and 18 discharge into Cuyamaca Creek that also eventually discharges into San Diego River. It is assumed in this study that all those minor creeks will need the CCSY produced upstream.

The methodology explained in Appendix H (reference [1]) of the County of San Diego BMP Design Manual (updated by the Critical Coarse Sediment Technical Advisory Committee on March 2016, from which the City of San Diego, The County of San Diego, Technical Experts and representatives of the Water Quality Control Board were present) will be used to conclude that the Potential Critical Coarse Sediment Yield Areas (PCCSYAs) within the Fanita Ranch Project are not significant and can be removed from Critical Designation, and their removal will not impact negatively the small receiving streams.

2. METHODOLOGY TO IDENTIFY CCSYAs

2.1 Identification of CCSYAs

The Watershed Management Area Analysis (WMAA) PCCSYA Map prepared by the County of San Diego (commonly known as the Rash Map where PCCSYA are depicted in red) is used to identify PCCSYA in the portion of the project analyzed here. For some points (POCs 10B, and 10C), as a No Net Impact analysis will be required, a complementary GLU analysis is needed. Therefore, red areas will later be modified for those two points combining Geology, Land Use, and Slopes (POCs 10B and 10C) in a process referred to as a GLU analysis, while all other points will use WMAA PCCSYA Map information. Figures 1.1 to 1.8 show the result of the WMAA for all POCs here while GLU Analysis areas will be included for the other points where eventually No Net Impact Analysis is required (10B and 10C).



2.2 First Preliminary Analysis: Preservation of the PCCSYAs

Table 1 displays the PCCSYAs draining to each of the 12 POCs to be analyzed in this report. From the review of Table 1, it is clear than the drainage areas of the following three (3) POCs are not impacting any WMAA area: POCs 13, 14 and 15, while three others POCs are not encroaching at all into the GLU-PCCSYA Map: POCs 16, 17 and 18. Therefore, those POCs can be removed from further consideration, as **100% of the PCCSYAs contributing to these POCs are being preserved and/or by-passed downstream to the receiving POC**. Of the remaining six (6) POCs, another two (2) can also be removed from further consideration as they are encroaching in less than 5% of the WMAA areas: POCs 10D and 10E. Finally, the remaining four (4) POCs will require additional analysis: POCs 10B, 10C, 11 and 12.

Table 1: Preliminary PCCSYA and Encroachment Results

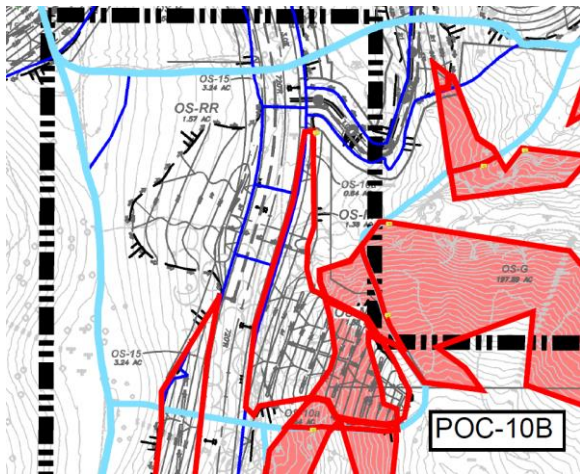
POC	E_p : Existing PCCSYA (ac)	R_p : Remaining PCCSYA (ac)	I_p : Impacted PCCSYA (ac)	$E\%$: % of ⁽¹⁾ Encroachment
10B	1.21	0.68	0.53	43.8%
10C	0.85	0.27	0.58	68.2%
10D	8.22	8.16	0.06 ⁽²⁾	0.7%
10E	51.62	49.44	2.18 ⁽³⁾	4.2%
11	2.21	1.56	0.65	29.4%
12	0.11	0.06	0.05	45.5%
13	0	0	0	0%
14	0	0	0	0%
15	0	0	0	0%
16	10.86	10.86	0	0%
17	0.73	0.73	0	0%
18	0.37	0.37	0	0%

Notes:

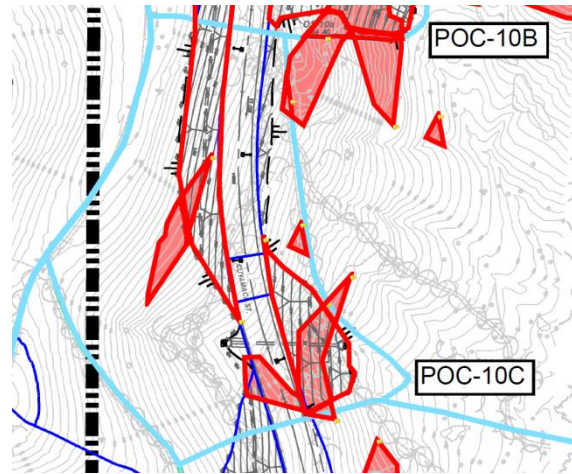
(1): % of Encroachment: $E\% = 100 \cdot (E_p - T_p) / E_p = 100 \cdot I_p / E_p$

(2): Encroachment and sediment producing areas only includes areas downstream of POCs 10B and 10C, and those 2 POCs will be proven to satisfy No Net Impact requirements. Therefore, any area upstream of them is considered satisfactory in terms of transporting coarse sediments and flows downstream in a way equivalent or better than the original natural conditions and is removed from encroachment measurements.

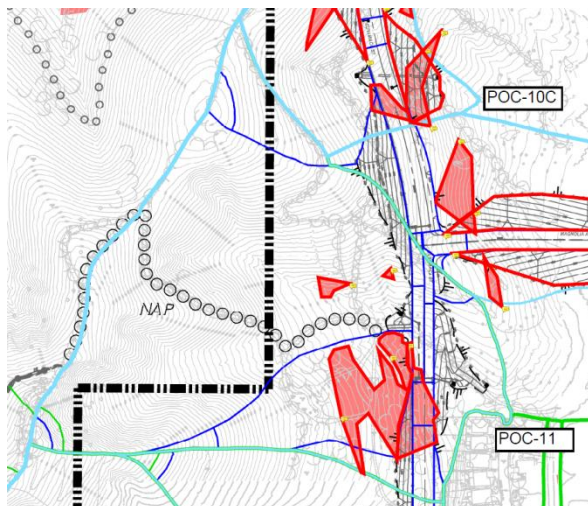
(3): Same encroachment value than in POC-10, from original CCSYA report as no more downstream WMAA areas have been encroached upon.



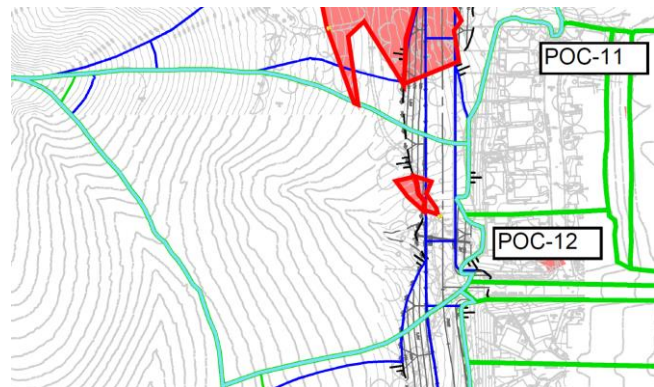
↑ **Figure 1.1.** WMAA Areas, POC-10B



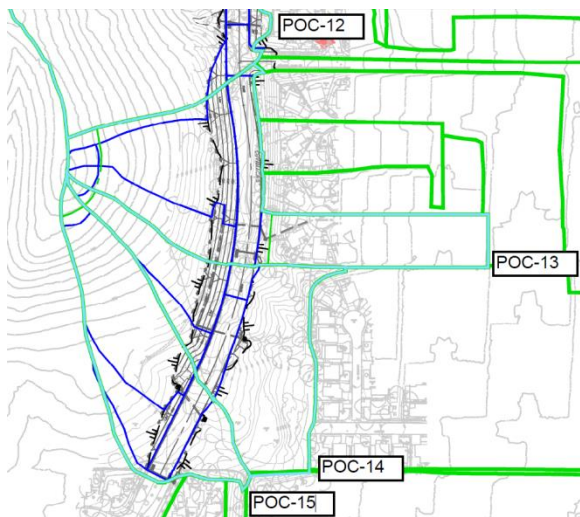
↑ **Figure 1.2.** WMAA Areas, POC-10C



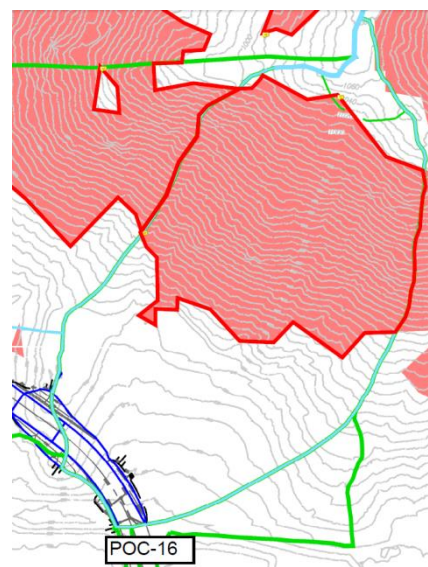
↑ **Figure 1.3.** WMAA Areas, POC-11



↑ **Figure 1.4.** WMAA Areas, POC-12

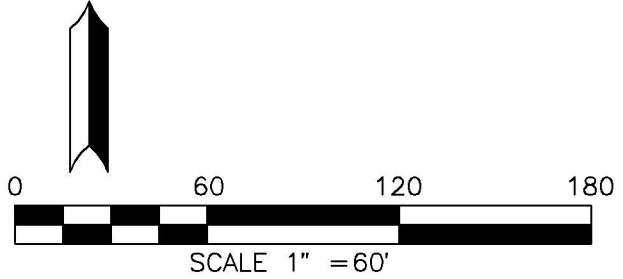
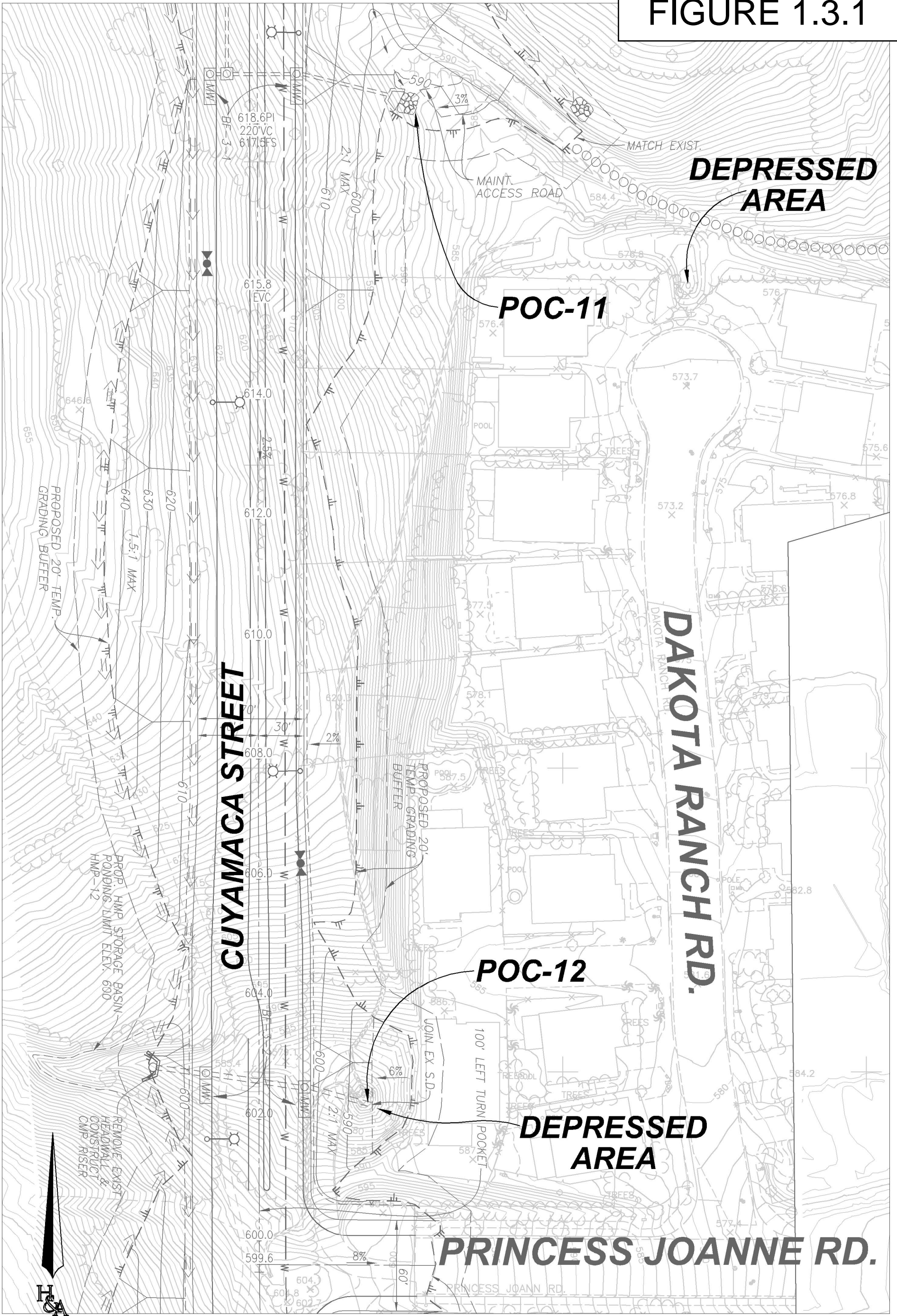


↑ **Figure 1.5.** Lack of WMAA Areas, POCs 13, 14 & 15.



↑ **Figure 1.6.** WMAA Areas, POC-16

FIGURE 1.3.1



PREPARED BY:
 HUNSAKER & ASSOCIATES
 SAN DIEGO, INC.
 PLANNING 5707 Wagon Street
 ENGINEERING San Diego, Ca 92121
 SURVEYING PH: (619) 538-6800 - FAX: (619) 538-1414

CCSYA EXHIBIT
 POC 11 & 12 ENLARGEMENT
FANITA RANCH
 CITY OF SANTEE, CALIFORNIA

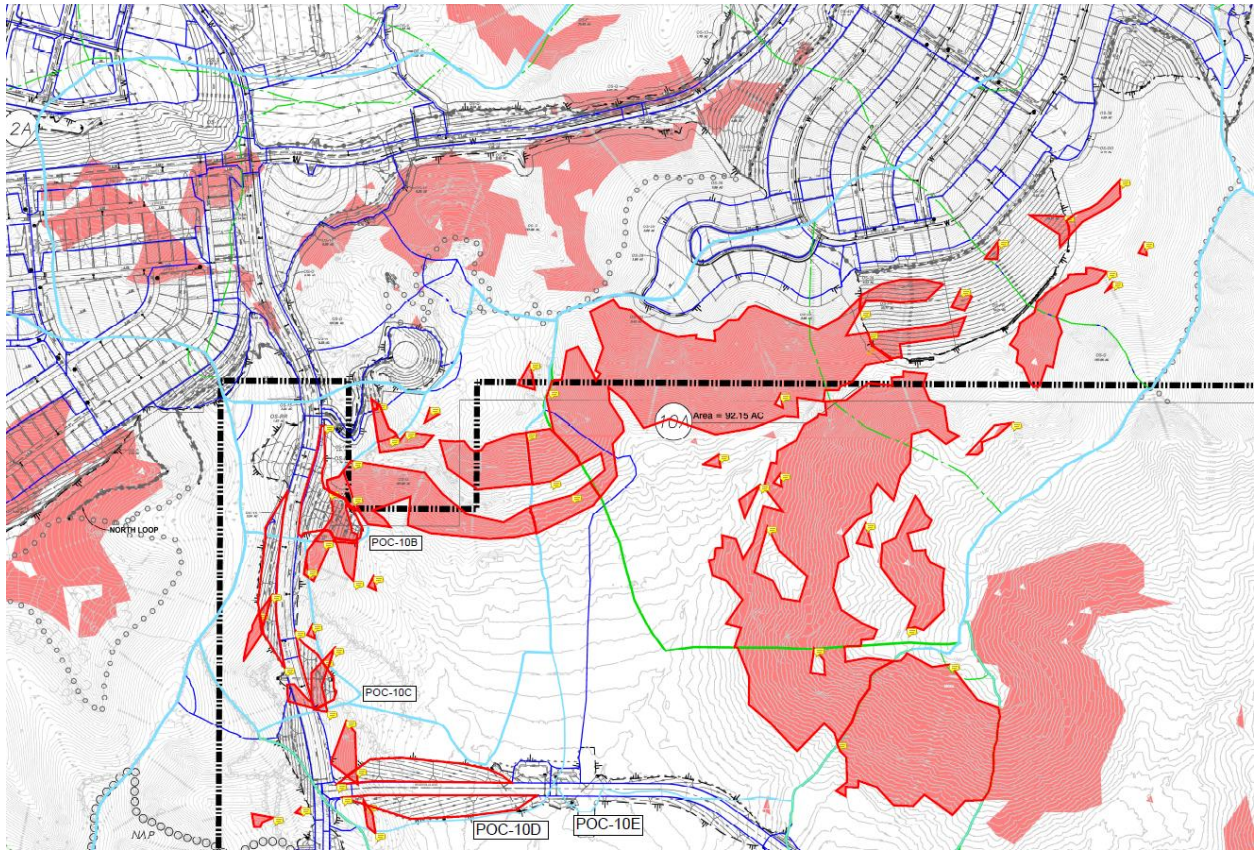


Figure 1.6. WMAA Areas, POCs 10D and 10E (10A, already analyzed in previous CCSYA study)

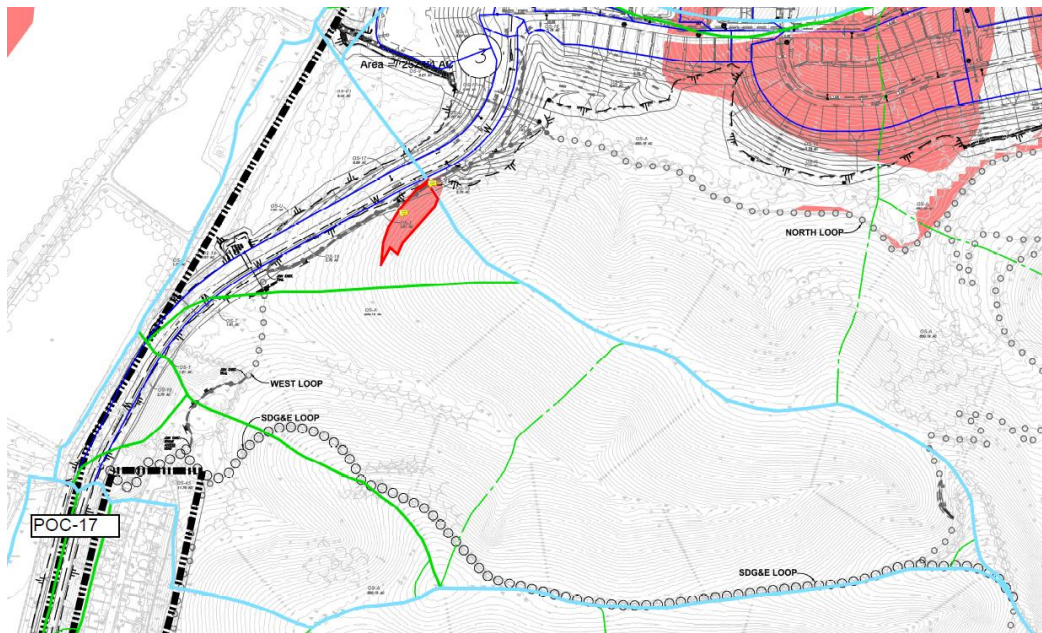


Figure 1.7. WMAA Areas, POC-17

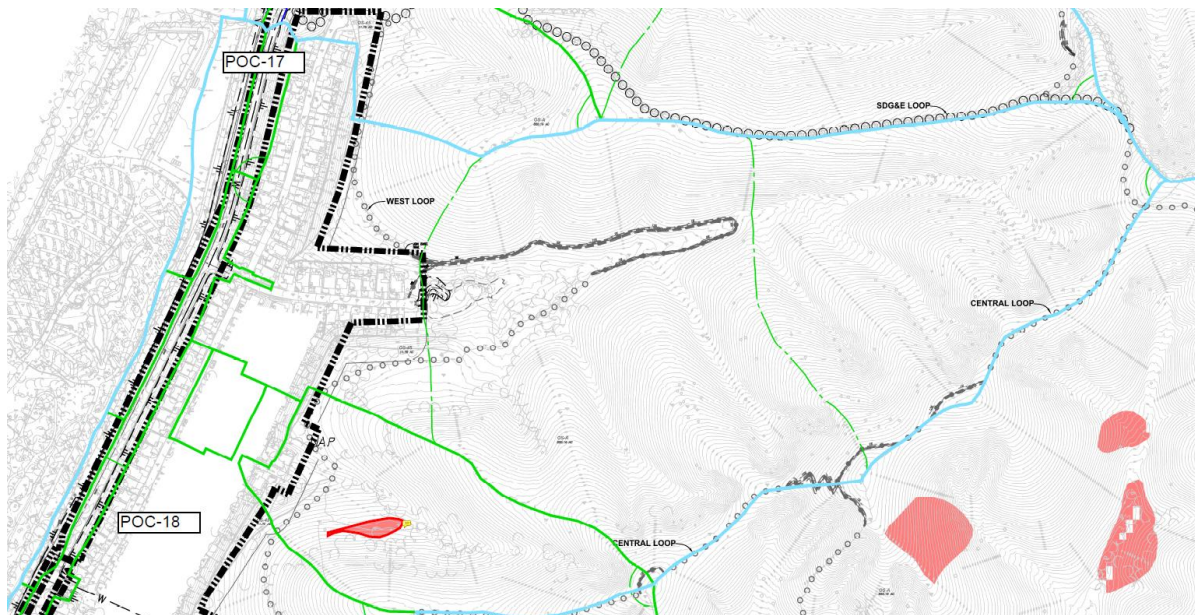


Figure 1.8. WMAA Areas, POC-18

2.3 Third Preliminary Analysis: De Minimis PCCSYAs

In accordance to Section H.3.3 of the BMP Manual, all areas that (a) are not significant contributors of bed sediment yield due to their small size and (b) are considered as not practicable to by-pass to the downstream water of the state, can be excluded from the analysis as those areas are below the minimum significant threshold of applicability of protection (i.e. are De Minimis PCCSYAs).

This condition seems to apply to POC 12 as the original WMAA area is less than 0.25 acres, considered the minimum practical CCSYA to protect per Appendix H. However, POC-12 will not be excluded from further considerations because it is not clear if all conditions of Section H.3.3 are satisfied.

2.4 Refinement Options

2.4.1 Depositional Analysis

Depositional analysis does apply for 2 of the POCs shown in Table 1: POC-11 and POC-12. For both POCs, there is an existing ponding area downstream that captures the runoff and consequently produces a depositional sink for coarse sediments (recall that coarse sediments requires velocities in excess of 3 ft/s or so and if trapped by a pond, because of their coarse nature, their sink rapidly to the bottom of the pond). As the project has no control over those downstream existing ponds, POCs 11 and 12 are therefore excluded for further analysis as their PCCSYAs will be considered Non-CCSYAs.

2.4.2 Threshold Channel Analysis

A threshold channel is a stream channel in which channel boundary material has no significant movement during the design flow. If there is no movement of bed load in the stream channel, then it is not anticipated that reductions in sediment supply will be detrimental to stream stability because the channel bed consists of the parent material and not coarse sediment supplied from upstream. In such a situation, changes in sediment supply are not considered a geomorphic condition of concern.

To carry out a Threshold Channel analysis, a site visit is needed in the receiving creeks, and detail topographic sections, Manning's coefficient estimates, and slope estimates are needed. At this point, a threshold analysis was not performed, and this option was not used for the remaining two (2) points (POCs 10B and 10C).

2.5.3 Coarse Sediment Source Area Verification

A sieve analysis has not been performed for the remaining areas draining to POC-10B and POC-10C. Therefore, this optional analysis is not included. In other words, potential exclusion of any POC contingent upon the results of the Sieve Analysis is not considered necessary at this point.

2.6 Conclusion of the Refinement Options

After a refinement analysis a PCCSYA has two options: it is either a Critical Coarse Sediment Yield Area (CCSYA) or it becomes a Non Critical Coarse Sediment Yield Area (Non-CCSYA). Only one of the refinement options needs to produce a positive result for PCCSYA to become a Non-CCSYA. If no positive result occurs, then PCCSYA becomes CCSYA. As at least one refinement option shown in Table 2 produces a positive result for all POCs except 10B and 10C, then all areas of Figures 1.1 to 1.8 are considered Non-CCSYA (except for POC-10B and POC-10C) and no protection of those Non-CCSYAs (avoidance or no net impact demonstration) is required. Further analysis is required only for CCSYAs draining to POC-10B and to POC-10C.



Table 2. Refinement Options Results

Basin	Is PCCSYA a CCSYA or a Non-CCSYA?	Refinement Option used	Basin	Is PCCSYA a CCSYA or a Non-CCSYA?	Refinement Option used
10B	CCSYA	None. No net Impact Analysis needed.	13	No PCCSYA exists	No option needed
10C	CCSYA	None. No net Impact Analysis needed.	14	No PCCSYA exists	No option needed
10D	Non-CCSYA	< 5% encroachment	15	No PCCSYA exists	No option needed
10E	Non-CCSYA	< 5% encroachment	16	Non-CCSYA	No encroachment
11	Non-CCSYA	Depositional Analysis	17	Non-CCSYA	No encroachment
12	Non-CCSYA	Depositional Analysis	18	Non-CCSYA	No encroachment

3. AVOIDANCE AND BYPASS

The project cannot avoid the totality of the CCSYAs included within the boundary of POCs 10B and 10C as many of those areas are located in places planned for road development or for fill and/or cut slopes. Therefore, Avoidance and By-Pass will be used to the maximum extent practicable to protect as many as possible CCSYAs draining to those POCs: as a matter of fact, all undisturbed natural areas (including CCSYAs embedded into them) will by-pass downstream basins, per section H.3.11 of the BMP Manual. As by-pass by itself is insufficient, please refer to the No Net Impact Section where it is demonstrated that enough protection/flow control is achieved to conclude that No Net Impact occurs at POCs 10B and 10C. Finally, it must be noticed that avoidance and by-pass is also included in POCs where encroachment to PCCSYAs < 5%: 10D, 10E, 16, 17 and 18. Basically the remaining PCCSYAs are downstream and protected or in few cases, a portion of the PCCSYAs is upstream and by-passed to the POC. Also the PCCSYAs accounted for the slopes is also protected and discharged into the receiving drainage system and creek.

4. DEMONSTRATE NO NET IMPACT

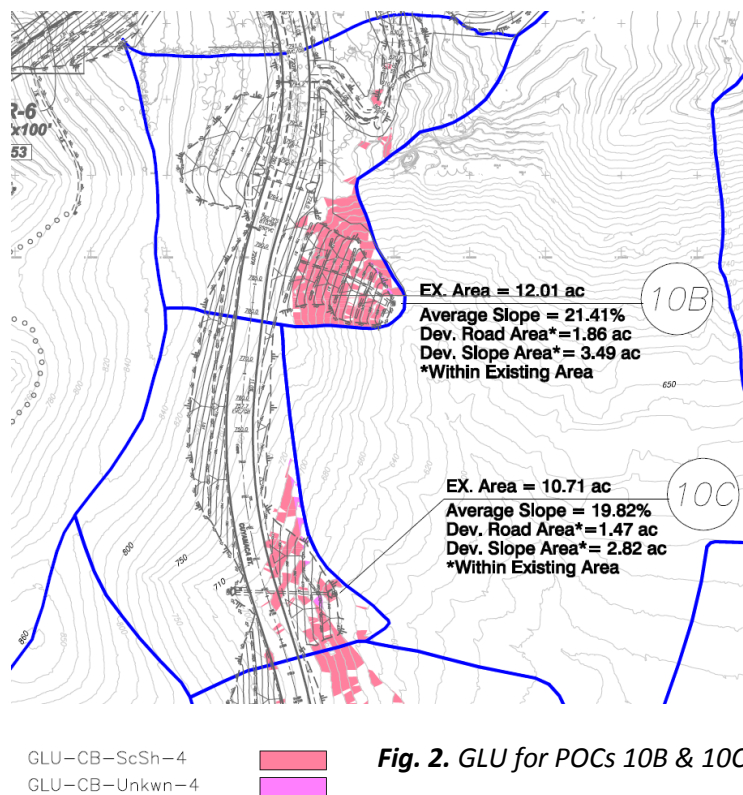
The purpose of Chapter 4 of this study is to demonstrate that the drainage area of the Fanita Ranch Project draining to POC's 10B and 10C will generate No Net Impact in the Critical Sediment Yield to the aforementioned POCs.

No net impact will be achieved by equilibrating two different components: (a) the discharges of the sediment producing areas will be diverted as recommended in this analysis to adjust the Sediment Production S_p as close as possible to the original conditions and (b) the discharges of the developed areas will be adjusted by designing BMPs such that the work exercised by the discharged flows (the Erosion Potential E_p) is as close as possible to the pre-development work. By working simultaneously on

those to factors (S_p and E_p), the project will achieve compliance as any reduction in the dimensionless Sediment Production Coefficient S_p will be compensated by similar reduction in the Erosion Potential Coefficient E_p so that no overall net impact downstream is achieved ($S_p/E_p < 1.10$).

4.1 Verification of Geomorphic Landscape Units (GLUs)

As an initial step, GLU areas will be mapped to determine the original critical coarse sediment yield of the CCSYAs draining to the POCs. Figure 2 shows the GLU results (only for contributing areas to POC-10B and POC-10C, which are the only areas needing GLU analysis, per the results shown in Table 2). From this analysis it was found that there is only one (1) geologic type occurring in the analyzed Areas per the simplified classification of Section H.6.1 of Appendix H (Coarse Bedrock CB); (b) the land use of the analyzed area (associated mainly with existing vegetation) can be of 2 types: Scrubs and Shrubs, and unknown; and (c) the influence of the slope depends on the geology and land use.



Therefore, a slope analysis was made by Hunsaker & Associates to determine the area in each type of combination (see Figure 2 with results of the GLU analysis for POCs 10B and 10C).

In addition, all cut and fill sloped areas are also analyzed (as they have CB geology), as those are the only developed areas allowed to be included in sediment production calculations of post-development conditions as long as they do not drain to any BMPs and do not include impervious areas. There will be two (2) types of slope areas considered: cut slopes and fill slopes in CB geology. Land-use of the cut and fill slopes is assumed to behave similarly to grasses as a landscape land use is not included in section H.6.1 of Appendix H. It should be pointed out that the land use of the slopes cannot be considered developed, as per the Regional WMAA Attachment provided by the County of San Diego (and included in Appendix A) developed land use is assumed a sediment production of 0 (which defeats the purpose of including slopes in the analysis of sediment-producing areas in post-development condition). Consequently a land use of grass was considered as representative of the potential sediment production of the landscape that will be occurring in many of the cut and fill slopes. In regards to the areas



producing coarse sediment (GLU areas) the reader is referred to Appendix A, where there are tables indicating the GLU sub-areas belonging to each POC.

4.2 S_p Calculation

For the determination of S_p (Sediment Supply Potential) the sediment yield in pre and post-development conditions is needed. The following procedure was followed (please see S_p detailed calculations in Appendix A):

- In both pre and post-development conditions, the areas at each slope range (determined with the slope analysis) were obtained. This area was multiplied by the sediment yield depending on the slope, according to the information provided by the County included in Appendix A (Table A.4.2 from the Regional WMAA Analysis, reference [4], where values of K, LS, C, and R were obtained to determine the sediment production per unit area, $A=K \cdot LS \cdot C \cdot R$).
- In post-development conditions, additional coarse sediment producing areas were considered from the slopes of the development. Sediment yield factors were corrected from Table A.4.2 to account for a change in P factor (P is a support practice factor, assumed 0.5 for fill slopes and 0.25 for cut slopes, per Appendix H; it can also be seen as a safety factor).
- It should be noticed that cut slopes (1.5:1) and fill slopes (2:1) are larger than the maximum value obtained from Table A.4.2. Therefore, the following assumption were made: (a) as fill slope (2:1 = 50%) is similar than $x > 40\%$, K, LS, C and R values were obtained directly from reference [4]; and (b) as cut slopes are larger (67%) and sediment production depends on the slope, the values of **K, LS, C and R were extrapolated** from the corresponding values in the same geology and grass land use (basically fill was assigned slope type 4, while cut was assigned slope type 4.5). This approach was made to consider increase in sediment production when the slope is much larger than 40%.
- Only sediment yield from critical areas was considered (per Table H.6.2-3 of Appendix H). Therefore, the total area considered is smaller than the total area contributing to the POC's.
- The sediment yield from natural areas has been reduced from pre to post developed conditions (summarized in Table 3 below).
- The sediment yield of the post-development slopes is also summarized in Table 3 below.

Table 3 – Summary of RUSLE Calculations

POC	Pre _{RUSLE} (ton/yr)	Post _{RUSLE} (ton/yr) (natural terrain)	Post _{RUSLE} (ton/yr) (slopes)	Post _{RUSLE} (ton/yr) (TOTAL)
10B	5.95	1.91	16.61	18.52
10C	14.18	5.75	18.70	24.45

- Sediment yield also must include channel analysis, if present. Per the NHDPlus Channel Map included in reference [2], it has been estimated that no NHDPlus channels exists in pre-development conditions for the contributing area of POC-10B & 10C, and therefore, this measurement is not part of the calculations.
- Following the recommendations of Appendix H, If no NHDPlus channels exist, then the S_p equation reduces to $S_p = SY_{RUSLE}$.
- Finally, the overall S_p is shown in Table 4 (See also Appendix A).

Table 4 – Summary of S_p Calculations

POC	$SY_{RUSLE} = S_p$
10B	1.72
10C	3.11

4.3 E_p and E_p/S_p Calculation

To calculate E_p , REC follows the procedure explained in Appendix H, Section H.8.1.1, Simplified E_p Method. The following is the procedure used here:

- Scaling factors are not necessary in this study, as the area of the watershed and the area of the portion of the project being analyzed are the same (in other words, 100% of the area draining to the POC's are included as part of the project area).
- Total Work is calculated using Equation H.8.1:

$$W_t = \sum_{j=1}^n \Delta t_j \cdot (Q^{3m/2} - (0.1Q_2)^{3m/2})^{1.5} Q^m$$

- Per Equation H.8.1, an m coefficient is needed. For POCs 10A and 10B, calculations will be shown for the 3 values of the m coefficient to demonstrate that compliance is, for those POCs, independent of the selection of m (m can be $1/4$, $4/13$ or $2/5$ depending on the relationship between width of flow and depth of flow and the approximate shape of the section of the channel). Refer to Appendix B for the results.
- The results of a continuous simulation model prepared for the POC's using SWMM (see reference [3], prepared by REC Consultants and Appendix C) are used here in the calculations displayed in Appendices A & B: the 2-year peak flow Q_2 (obtained with SWMM) is used to define the lower threshold as 10% of Q_2 .
- All flows larger than 10% of Q_2 in the continuous simulation (with one-hour duration) are gathered from the continuous simulation results both in pre-development and post-development conditions. This option was preferred over working with bins because the amount



of peaks was not very large and the precision of doing the calculations with the exact values instead of using the average values for each bin is worth the extra effort.

- According to the results of Appendix B, the summation of the dimensionless work factors (that defines the total dimensionless work variables ΣW_{PRE} and ΣW_{POST} in pre-development and post-development conditions) is used to obtain $E_p = \Sigma W_{POST} / \Sigma W_{PRE}$ is summarized in Table 6 below.

Table 6 – Summary of m, E_p , S_p and E_p/S_p for Analyzed POCs.

POC	m	E_p	S_p	E_p/S_p
10B	1/4	0.64	1.72	0.37
10B	4/13	0.62	1.72	0.36
10B	2/5	0.59	1.72	0.34
10C	1/4	0.84	3.11	0.27
10C	4/13	0.83	3.11	0.27
10C	2/5	0.81	3.11	0.26

Important Clarification: the contributing area to prepare the No Net Impact Analysis can be different than the contributing area used for normal HMP analyses, which is the case here for both POC 10B and 10C. As the work equation is highly nonlinear, it cannot be applied to the runoff generated by the portion of the contributing area affected by the construction of Cuyamaca Road. In other words, if a given POC has 4 acres of drainage area, but only 1.5 acres are encroached by the road and its slopes, then for purposes of normal HMP FDC comparison, an analysis is made only with a continuous simulation of the 1.5 acres (and not the remaining unaffected 2.5 acres). However, for purposes of No Net Impact Analyses, the entire 4 acres of drainage area must be used for runoff calculations in the continuous simulation model because the sediment transport of the critical coarse sediments depends on the total peak flow at a given point and do not depend linearly of the portion of the peak flow coming from the modified areas. Consequently, the entire contributing area to POC 10B and 10C is used for purposes of No Net Impact Analyses.

- As demonstrated in Table 6, all POC's E_p/S_p ratios meet the $E_p/S_p \leq 1.10$ requirement, thus no net impact is achieved according to Appendix H. Notice that the results of reference [3] demonstrate flow control beyond the minimum necessary by hydromodification considerations alone (demonstrated by the separation of the pre and post development Flow Duration Curves FDCs) so that E_p could be reduced to levels compatible with No Net Impact conditions.

4.4 Conclusion of Section 4.

This study has demonstrated that the proposed HMP BMPs provided for the portions of Fanita Ranch draining to POC's 110B and 10C in addition to the protection of the remaining natural area, and the diversion of the runoff from the slope areas shown in Figures 1.1 to 1.8 are sufficient to meet the No Net Impact Criteria defined as $E_p/S_p \leq 1.10$.

5. CONCLUSIONS OF THE STUDY

The Fanita Ranch project avoids any impact into CCSYAs with the following measures:

- (a) By protecting and encroaching less than 5% into PCCSYAs draining into 8 POCs (POCs 10D, 10E, 13, 14, 15, 16, 17 and 18)
- (b) By proving that PCCSYAs are in fact Non-CCSYAs for two (2) POCs (POC 11 and 12) because of depositional characteristics of the existing flood conditions downstream
- (c) By demonstrating No Net Impact via Continuous Simulation and E_p/S_p analysis in the remaining two (2) POCs (POCs 10B and 10C).

6. LIST OF APPENDICES & EXHIBITS

Appendix A: S_p Calculations.

Appendix B: E_p Calculations. Summary of Results.

Appendix C: SWMM Models for Complete Contributing Area to POCs 10B and 10C.

7. REFERENCES

- [1] County of San Diego BMP Design Manual. Appendices. February 2016 – Appendix H.
- [2] REC: “Analysis of PCCSYAs for Fanita Ranch”. Nov. 2017. Revised May 2018 & Feb 2019.
- [3] Hunsaker & REC: “Technical Memorandum: SWMM Modeling for Hydromodification Compliance of Fanita Ranch”, November, 2017. Revised February 2019.
- [4] Regional WMAA Excerpt of CCSYA Quantitative Analysis. Provided by San Diego County.

Appendix A:

- S_p Calculations
- Relevant Information from Regional WMAA CCSYA Quantitative Analysis

POC-10B SEDIMENT SUPPLY POTENTIAL S_p

Pre-Development RUSLE Sediment Production

GLU	Area (ac)	$A_{\text{soil-loss}}$ (ton/ac/yr)	Pre _{RUSLE} (ton/yr)
CB-Shrub-4	1.382	10.22	14.12
CB-Unknown-4	0.007	8.4	0.06

TOTAL PRE: 14.18
TOTAL POST: 24.45 [(1) + (2)]
SY_{RUSLE} : 1.724

Post-Development RUSLE Sediment Production

GLU	Area (ac)	$A_{\text{soil-loss}}$ (ton/ac/yr)	Post _{RUSLE} (ton/yr)
CB-Shrub-4	0.557	10.22	5.69
CB-Unknown-4	0.007	8.4	0.06

(1) TOTAL: 5.75

SY_{NHD}: Change in Bed Sediment Yield per NHD Channel Change

L_{PRE} : N/A ft (approx).

L_{POST} : N/A ft (approx).

SY_{NHD} : N/A

SEDIMENT SUPPLY POTENTIAL S_p

$S_p = \text{SY}_{\text{RUSLE}} = 1.724$

Post-Development RUSLE Cut and Fill Slopes

GLU	Area (ac)	$A_{\text{soil-loss}}^{(1)}$ (ton/ac/yr)	Post _{RUSLE} (ton/yr)
CB- Cut slope (P=0.5)	1.590	7.717	12.27
CB- Fill slope (P=0.25)	1.900	3.386	6.43

(1): A is assumed equal to average value of Agri/grass & Forest with large slope as it consists of landscape. Also, A includes Practice factor (0.5 for Cut, 0.25 for Fill).

(2) TOTAL: 18.70

POC-10C SEDIMENT SUPPLY POTENTIAL S_p

Pre-Development RUSLE Sediment Production

GLU	Area (ac)	$A_{\text{soil-loss}}$ (ton/ac/yr)	Pre _{RUSLE} (ton/yr)
CB-Shrub-4	0.558	10.22	5.70
CB-Unknown-4	0.030	8.4	0.25

TOTAL PRE:	5.95	
TOTAL POST:	18.52	[(1) + (2)]
SY_{RUSLE} :	3.110	

SY_{NHD}: Change in Bed Sediment Yield per NHD Channel Change

L_{PRE} : N/A ft (approx).

L_{POST} : N/A ft (approx).

SY_{NHD} :	N/A
---------------------------	------------

SEDIMENT SUPPLY POTENTIAL S_p

$S_p = SY_{\text{RUSLE}} =$	3.110
---	--------------

Post-Development RUSLE Sediment Production

GLU	Area (ac)	$A_{\text{soil-loss}}$ (ton/ac/yr)	Post _{RUSLE} (ton/yr)
CB-Shrub-4	0.173	10.22	1.77
CB-Unknown-4	0.017	8.4	0.14

(1) TOTAL: 1.91

Post-Development RUSLE Cut and Fill Slopes

GLU	Area (ac)	$A_{\text{soil-loss}}^{(1)}$ (ton/ac/yr)	Post _{RUSLE} (ton/yr)
CB- Cut slope (P=0.5)	1.560	7.717	12.04
CB- Fill slope (P=0.25)	1.350	3.386	4.57

(1): A is assumed equal to average value of Agri/grass & Forest with large slope as it consists of landscape. Also, A includes Practice factor (0.5 for Cut, 0.25 for Fill).

(2) TOTAL: 16.61

A.4.2 Quantitative Analysis

Soil loss estimates for each Geomorphic Landscape Unit were estimated using the Revised Universal Soil Loss Equation (RUSLE; Renard et al. 1997) listed below:

$$A = R \times K \times LS \times C \times P$$

Where

A = estimated average soil loss in tons/acre/year

R = rainfall-runoff erosivity factor

K = soil erodibility factor

LS = slope length and steepness factor

C = cover-management factor

P = support practice factor; assumed 1 for this analysis

Regional datasets used to estimate the inputs required to estimate the soil loss from each GLU are listed in table below:

Dataset	Source	Download year	Description
RUSLE – R Factor	SWRCB	2014	Regional R factor map was downloaded from ftp://swrcb2a.waterboards.ca.gov/pub/swrcb/dwq/cgp/Risk/RUSLE/RUSLE_R_Factor/
RUSLE – K Factor	SWRCB	2014	Regional K factor map was downloaded from ftp://swrcb2a.waterboards.ca.gov/pub/swrcb/dwq/cgp/Risk/RUSLE/RUSLE_K_Factor/
RUSLE – LS Factor	SWRCB	2014	Regional LS factor map was downloaded from ftp://swrcb2a.waterboards.ca.gov/pub/swrcb/dwq/cgp/Risk/RUSLE/RUSLE_LS_Factor/
RUSLE – C Factor	USEPA	2014	Regional C factor map was downloaded from http://www.epa.gov/esd/land-sci/emap_west_browser/pages/wemap_mm_sl_rusle_c_qt.htm#mapnav

GIS analysis was used to calculate the area weighted estimate of R, K, LS and C factors using the regional datasets listed in the table above. For the developed land cover the C factor was then adjusted to 0 from the regional estimate to account for management actions implemented on developed sites (e.g. impervious surfaces). Soil loss estimates ranged from 0 to 15.2 tons/acre/year.

For evaluating the degree of relative risk to a stream solely arising from changes in sediment and/or water delivery SCCWRP Technical Report 605, 2010 states:

“The challenge in implementing this step is that presently we have insufficient basis to defensibly identify either low-risk or high-risk conditions using these metrics. For example, channels that are close to a threshold for geomorphic change may display significant morphological changes under nothing more than natural year-to-year variability in flow or sediment load.

- *Acknowledging this caveat, we nonetheless anticipate that changes of less than 10% in either driver are unlikely to instigate, on their own, significant channel changes. This value is a conservative estimate of the year-to-year variability in either discharge or sediment flux that can be accommodated by a channel system in a state of dynamic equilibrium. It does not “guarantee,” however, that channel change may not occur—either in response to yet modest alterations in water or sediment delivery, or because of other urbanization impacts (e.g., point discharge of runoff or the trapping of the upstream sediment flux; see Booth 1990) that are not represented with this analysis.*
- *In contrast, recognizing a condition of undisputed “high risk” must await broader collection of regionally relevant data. We note that >60% reductions in predicted sediment production have resulted in both minimal (McGonigle) and dramatic (Agua Hedionda) channel changes, indicating that “more data” may never provide absolute guidance. At present, we suggest using predicted watershed changes of 50% or more in either runoff (as indexed by change in impervious area) or sediment production as provisional criteria for requiring a more detailed evaluation of both the drivers and the resisting factors for channel change, regardless of other screening-level assessments. Clearly, however, only more experience with the application of such “thresholds,” and the actual channel conditions that accompany them, will provide a defensible basis for setting numeric standards.”*

The following criterion was developed using the suggestions listed above and then used to assign relative sediment production rating to each GLU:

- Low: Soil Loss < 5.6 tons/acre/year [GLUs that have a soil loss of 0 to 5.6 tons/acre/year produces around 10% of the total coarse sediment soil loss from the study area]
- Medium: 5.6 tons/acre/year < Soil Loss < 8.4 tons/acre/year
- High: > 8.4 tons/acre/year [GLUs that have a soil loss greater than 8.4 tons/acre/year produces around 42% of the total coarse sediment soil loss from the study area]

Results from the quantitative analysis are summarized in Table A.4.2.

Table A.4.2 Relative Sediment Production for different Geomorphic Landscape Units

Geomorphic Landscape Unit (GLU)	Area (acres)	K	LS	C	R	A	Relative Sediment Production	Critical Coarse Sediment
CB-Agricultural/Grass-1	52883	0.20	4.67	0.14	50	6.5	Medium	No
CB-Agricultural/Grass-2	40633	0.21	5.19	0.14	56	8.3	Medium	No
CB-Agricultural/Grass-3	32617	0.22	6.04	0.14	57	10.6	High	Yes
CB-Agricultural/Grass-4	11066	0.23	7.38	0.14	57	13.5	High	Yes
CB-Developed-1	39746	0.22	3.77	0	49	0	Low	No
CB-Developed-2	32614	0.22	4.28	0	50	0	Low	No
CB-Developed-3	15841	0.22	4.86	0	49	0	Low	No
CB-Developed-4	1805	0.22	5.63	0	48	0	Low	No
CB-Forest-1	32231	0.20	6.38	0.14	39	6.8	Medium	No
CB-Forest-2	38507	0.20	7.20	0.13	45	8.8	High	Yes
CB-Forest-3	55303	0.20	8.14	0.13	48	10.6	High	Yes
CB-Forest-4	38217	0.20	9.95	0.14	50	13.6	High	Yes
CB-Other-1	1036	0.20	5.52	0.13	45	6.5	Medium	No
CB-Other-2	317	0.20	6.46	0.13	45	7.9	Medium	No
CB-Other-3	296	0.20	6.96	0.14	43	8.3	Medium	No
CB-Other-4	111	0.21	6.84	0.14	41	8.2	Medium	No
CB-Scrub/Shrub-1	88135	0.20	5.66	0.14	33	5.3	Low	No
CB-Scrub/Shrub-2	143694	0.20	6.51	0.14	37	6.8	Medium	No
CB-Scrub/Shrub-3	246703	0.21	7.33	0.14	41	8.4	Medium	No
CB-Scrub/Shrub-4	191150	0.21	8.28	0.14	42	9.8	High	Yes
CB-Unknown-1	1727	0.21	5.32	0.13	44	6.3	Medium	No
CB-Unknown-2	1935	0.21	5.95	0.13	44	7.1	Medium	No

Regional WMAA Attachments

Geomorphic Landscape Unit (GLU)	Area (acres)	K	LS	C	R	A	Relative Sediment Production	Critical Coarse Sediment
CB-Unknown-3	1539	0.22	6.21	0.13	44	7.7	Medium	No
CB-Unknown-4	278	0.22	6.61	0.13	44	8.4	High	Yes
CSI-Agricultural/Grass-1	14609	0.34	2.72	0.14	39	4.8	Low	No
CSI-Agricultural/Grass-2	9059	0.37	3.61	0.14	47	8.7	High	Yes
CSI-Agricultural/Grass-3	10096	0.38	3.99	0.14	47	9.8	High	Yes
CSI-Agricultural/Grass-4	2498	0.37	4.33	0.14	47	10.5	High	Yes
CSI-Developed-1	82371	0.28	2.51	0	39	0	Low	No
CSI-Developed-2	22570	0.30	2.66	0	41	0	Low	No
CSI-Developed-3	13675	0.30	2.89	0	40	0	Low	No
CSI-Developed-4	3064	0.27	3.20	0	39	0	Low	No
CSI-Forest-1	449	0.27	4.26	0.13	43	6.6	Medium	No
CSI-Forest-2	611	0.25	5.11	0.13	44	7.5	Medium	No
CSI-Forest-3	716	0.29	4.43	0.13	44	7.4	Medium	No
CSI-Forest-4	348	0.30	4.49	0.13	43	7.6	Medium	No
CSI-Other-1	319	0.31	2.50	0.13	32	3.2	Low	No
CSI-Other-2	83	0.27	3.01	0.13	39	4.3	Low	No
CSI-Other-3	45	0.28	3.03	0.13	39	4.5	Low	No
CSI-Other-4	13	0.24	4.01	0.14	39	5.2	Low	No
CSI-Scrub/Shrub-1	9051	0.26	3.53	0.13	39	4.7	Low	No
CSI-Scrub/Shrub-2	10802	0.27	4.36	0.13	41	6.3	Medium	No
CSI-Scrub/Shrub-3	28220	0.26	4.82	0.13	41	6.7	Medium	No
CSI-Scrub/Shrub-4	20510	0.26	5.52	0.13	41	7.8	Medium	No
CSI-Unknown-1	5292	0.28	2.38	0.13	36	3.1	Low	No

Regional WMAA Attachments

Geomorphic Landscape Unit (GLU)	Area (acres)	K	LS	C	R	A	Relative Sediment Production	Critical Coarse Sediment
CSI-Unknown-2	2074	0.29	2.98	0.13	40	4.5	Low	No
CSI-Unknown-3	2171	0.27	3.04	0.13	39	4.2	Low	No
CSI-Unknown-4	676	0.26	3.04	0.13	38	3.8	Low	No
CSP-Agricultural/Grass-1	59327	0.22	3.01	0.14	44	4.0	Low	No
CSP-Agricultural/Grass-2	8426	0.23	3.81	0.14	42	5.2	Low	No
CSP-Agricultural/Grass-3	2377	0.24	4.05	0.14	41	5.6	Low	No
CSP-Agricultural/Grass-4	291	0.22	6.28	0.14	52	10.1	High	Yes
CSP-Developed-1	85283	0.27	2.10	0	42	0	Low	No
CSP-Developed-2	7513	0.26	2.77	0	42	0	Low	No
CSP-Developed-3	2317	0.27	2.70	0	40	0	Low	No
CSP-Developed-4	272	0.27	2.76	0	38	0	Low	No
CSP-Forest-1	14738	0.22	4.52	0.14	44	6.0	Medium	No
CSP-Forest-2	3737	0.22	5.99	0.14	45	8.2	Medium	No
CSP-Forest-3	1858	0.21	6.42	0.14	45	8.5	High	Yes
CSP-Forest-4	484	0.21	7.62	0.14	48	10.2	High	Yes
CSP-Other-1	7404	0.23	2.61	0.14	39	3.2	Low	No
CSP-Other-2	343	0.24	3.68	0.13	40	4.8	Low	No
CSP-Other-3	126	0.24	3.76	0.13	40	4.9	Low	No
CSP-Other-4	17	0.24	4.19	0.13	39	5.3	Low	No
CSP-Scrub/Shrub-1	22583	0.23	3.75	0.14	41	4.8	Low	No
CSP-Scrub/Shrub-2	8938	0.24	5.63	0.14	40	7.1	Medium	No
CSP-Scrub/Shrub-3	7186	0.23	6.15	0.13	39	7.5	Medium	No
CSP-Scrub/Shrub-4	2609	0.22	7.16	0.14	43	9.3	High	Yes

Regional WMAA Attachments

Geomorphic Landscape Unit (GLU)	Area (acres)	K	LS	C	R	A	Relative Sediment Production	Critical Coarse Sediment
CSP-Unknown-1	6186	0.25	2.63	0.13	40	3.4	Low	No
CSP-Unknown-2	744	0.27	3.49	0.13	39	4.8	Low	No
CSP-Unknown-3	350	0.28	3.32	0.13	38	4.5	Low	No
CSP-Unknown-4	78	0.28	3.26	0.13	40	4.5	Low	No
FB-Agricultural/Grass-1	6103	0.25	5.49	0.14	49	9.2	High	No
FB-Agricultural/Grass-2	7205	0.25	5.87	0.14	51	10.1	High	No
FB-Agricultural/Grass-3	6730	0.24	6.43	0.14	53	11.3	High	No
FB-Agricultural/Grass-4	2586	0.22	8.62	0.14	57	15.2	High	No
FB-Developed-1	10116	0.28	3.94	0	46	0	Low	No
FB-Developed-2	9075	0.28	4.41	0	45	0	Low	No
FB-Developed-3	5499	0.27	4.72	0	44	0	Low	No
FB-Developed-4	785	0.27	5.08	0	43	0	Low	No
FB-Forest-1	3780	0.21	7.24	0.13	39	8.0	Medium	No
FB-Forest-2	7059	0.21	7.53	0.13	43	8.8	High	No
FB-Forest-3	13753	0.22	8.02	0.13	43	9.7	High	No
FB-Forest-4	8899	0.26	9.63	0.13	35	11.5	High	No
FB-Other-1	172	0.26	5.72	0.13	44	8.6	High	No
FB-Other-2	75	0.26	5.97	0.13	38	7.7	Medium	No
FB-Other-3	76	0.28	6.27	0.13	34	7.6	Medium	No
FB-Other-4	36	0.31	6.70	0.13	33	8.6	High	No
FB-Scrub/Shrub-1	10297	0.24	6.94	0.14	36	8.3	Medium	No
FB-Scrub/Shrub-2	25150	0.25	7.24	0.14	38	9.0	High	No
FB-Scrub/Shrub-3	70895	0.25	7.89	0.13	38	10.0	High	No

Regional WMAA Attachments

Geomorphic Landscape Unit (GLU)	Area (acres)	K	LS	C	R	A	Relative Sediment Production	Critical Coarse Sediment
FB-Scrub/Shrub-4	70679	0.26	9.05	0.14	39	12.1	High	No
FB-Unknown-1	654	0.30	5.33	0.13	37	7.6	Medium	No
FB-Unknown-2	829	0.29	5.26	0.13	40	7.9	Medium	No
FB-Unknown-3	1062	0.29	5.54	0.13	39	8.2	Medium	No
FB-Unknown-4	299	0.28	6.02	0.13	38	8.4	High	No
FSI-Agricultural/Grass-1	8462	0.32	3.91	0.13	24	3.9	Low	No
FSI-Agricultural/Grass-2	4979	0.33	4.29	0.13	31	5.7	Medium	No
FSI-Agricultural/Grass-3	4808	0.34	4.26	0.13	34	6.3	Medium	No
FSI-Agricultural/Grass-4	1055	0.35	4.11	0.13	36	6.7	Medium	No
FSI-Developed-1	9953	0.29	3.09	0	34	0	Low	No
FSI-Developed-2	4972	0.31	3.22	0	37	0	Low	No
FSI-Developed-3	3350	0.29	3.30	0	36	0	Low	No
FSI-Developed-4	763	0.28	3.31	0	37	0	Low	No
FSI-Forest-1	186	0.33	4.62	0.13	37	7.2	Medium	No
FSI-Forest-2	217	0.35	4.47	0.13	39	7.9	Medium	No
FSI-Forest-3	262	0.37	4.71	0.13	40	9.2	High	No
FSI-Forest-4	111	0.36	4.73	0.13	40	9.2	High	No
FSI-Other-1	266	0.31	3.11	0.13	24	2.9	Low	No
FSI-Other-2	81	0.30	3.29	0.13	25	3.1	Low	No
FSI-Other-3	56	0.31	3.04	0.13	27	3.2	Low	No
FSI-Other-4	15	0.29	3.57	0.13	33	4.4	Low	No
FSI-Scrub/Shrub-1	2241	0.27	4.46	0.13	29	4.5	Low	No
FSI-Scrub/Shrub-2	3911	0.28	4.96	0.13	31	5.7	Medium	No

Regional WMAA Attachments

Geomorphic Landscape Unit (GLU)	Area (acres)	K	LS	C	R	A	Relative Sediment Production	Critical Coarse Sediment
FSI-Scrub/Shrub-3	7590	0.29	5.05	0.13	34	6.3	Medium	No
FSI-Scrub/Shrub-4	3502	0.30	5.14	0.13	37	7.5	Medium	No
FSI-Unknown-1	1117	0.29	2.83	0.13	27	3.0	Low	No
FSI-Unknown-2	780	0.30	3.44	0.13	32	4.3	Low	No
FSI-Unknown-3	855	0.29	3.41	0.13	31	4.0	Low	No
FSI-Unknown-4	285	0.28	3.21	0.13	32	3.7	Low	No
FSP-Agricultural/Grass-1	13	0.22	2.22	0.13	40	2.5	Low	No
FSP-Agricultural/Grass-2	3	0.22	2.59	0.13	40	3.0	Low	No
FSP-Agricultural/Grass-3	2	0.22	2.69	0.13	40	3.2	Low	No
FSP-Agricultural/Grass-4	0	0.20	2.94	0.12	40	2.9	Low	No
FSP-Developed-1	180	0.26	2.85	0	40	0	Low	No
FSP-Developed-2	13	0.25	2.69	0	40	0	Low	No
FSP-Developed-3	8	0.21	2.25	0	40	0	Low	No
FSP-Developed-4	0	0.21	2.29	0	40	0	Low	No
FSP-Forest-1	8	0.22	2.29	0.14	40	2.9	Low	No
FSP-Forest-2	5	0.20	2.22	0.14	40	2.5	Low	No
FSP-Forest-3	0	0.20	2.22	0.14	40	2.5	Low	No
FSP-Other-1	1307	0.20	2.38	0.14	40	2.7	Low	No
FSP-Other-2	34	0.21	2.36	0.14	40	2.7	Low	No
FSP-Other-3	8	0.22	2.56	0.13	40	3.0	Low	No
FSP-Other-4	0	0.43	4.35	0.12	40	9.3	High	No
FSP-Scrub/Shrub-1	147	0.23	2.68	0.14	40	3.3	Low	No
FSP-Scrub/Shrub-2	18	0.23	2.55	0.14	40	3.3	Low	No

Regional WMAA Attachments

Geomorphic Landscape Unit (GLU)	Area (acres)	K	LS	C	R	A	Relative Sediment Production	Critical Coarse Sediment
FSP-Scrub/Shrub-3	4	0.20	2.23	0.14	40	2.6	Low	No
FSP-Scrub/Shrub-4	0	0.20	1.70	0.12	40	1.7	Low	No
FSP-Unknown-1	40	0.20	1.87	0.13	40	1.9	Low	No
FSP-Unknown-2	5	0.20	1.99	0.12	40	2.0	Low	No
FSP-Unknown-3	1	0.20	2.39	0.12	40	2.4	Low	No
O-Agricultural/Grass-1	2433	0.20	2.93	0.14	34	2.8	Low	No
O-Agricultural/Grass-2	112	0.21	3.44	0.14	32	3.2	Low	No
O-Agricultural/Grass-3	30	0.23	3.89	0.13	32	3.8	Low	No
O-Agricultural/Grass-4	1	0.26	6.47	0.13	37	7.9	Medium	No
O-Developed-1	8327	0.27	1.37	0	39	0	Low	No
O-Developed-2	474	0.25	2.12	0	40	0	Low	No
O-Developed-3	157	0.26	3.07	0	41	0	Low	No
O-Developed-4	26	0.24	3.89	0	41	0	Low	No
O-Forest-1	235	0.22	6.15	0.13	43	7.6	Medium	No
O-Forest-2	67	0.21	5.07	0.13	45	6.6	Medium	No
O-Forest-3	45	0.21	5.43	0.13	47	7.3	Medium	No
O-Forest-4	20	0.20	5.95	0.13	59	9.0	High	No
O-Other-1	9362	0.25	3.86	0.13	36	4.3	Low	No
O-Other-2	344	0.24	3.32	0.13	35	3.5	Low	No
O-Other-3	120	0.23	4.86	0.13	35	5.0	Low	No
O-Other-4	37	0.22	5.64	0.13	39	6.6	Medium	No
O-Scrub/Shrub-1	688	0.22	4.83	0.13	40	5.7	Medium	No
O-Scrub/Shrub-2	224	0.22	5.80	0.13	36	6.3	Medium	No

Geomorphic Landscape Unit (GLU)	Area (acres)	K	LS	C	R	A	Relative Sediment Production	Critical Coarse Sediment
O-Scrub/Shrub-3	209	0.22	6.47	0.13	41	7.5	Medium	No
O-Scrub/Shrub-4	96	0.22	6.62	0.13	44	8.2	Medium	No
O-Unknown-1	1236	0.28	1.60	0.12	26	1.5	Low	No
O-Unknown-2	62	0.27	1.48	0.13	36	1.8	Low	No
O-Unknown-3	15	0.29	3.52	0.13	38	4.9	Low	No
O-Unknown-4	7	0.34	3.87	0.12	40	6.6	Medium	No

GLU Nomenclature: Geology – Land Cover – Slope Category

Geology Categories:

- CB Coarse Bedrock
- CSI Coarse Sedimentary Impermeable
- CSP Coarse Sedimentary Permeable
- FB Fine Bedrock
- FSI Fine Sedimentary Impermeable
- FSP Fine Sedimentary Permeable
- O Other

Slope Categories:

- 1 0%-10%
- 2 10% - 20%
- 3 20% - 40%
- 4 > 40%

Appendix B:

- E_p Calculations. Summary of Results.

POC 10B - WORK CALCULATIONS

Work Calculations, Pre-Development Conditions				
Low flow Threshold:		0.543	cfs	
Type of flow:		10% of Q ₂		
Notes:				
- Lower limit = upper limit = average flow = Q _{pre} as hourly flows are used.				
- # of bins = # of flow values larger than threshold.				
Bin	Date	Hour	Q _{pre} (cfs)	W _{PRE}
1	1/4/1978	21:00:00	11.369	4.045
2	2/20/1980	19:00:00	10.416	3.679
3	10/22/1976	17:00:00	9.205	3.211
4	10/22/1976	16:00:00	7.681	2.619
5	9/10/1976	10:00:00	7.465	2.535
6	10/31/1987	19:00:00	7.184	2.425
7	2/7/1998	17:00:00	7.165	2.418
8	2/6/1992	20:00:00	6.894	2.312
9	1/9/2005	21:00:00	6.859	2.298
10	1/29/1980	7:00:00	6.542	2.1740
11	2/19/1993	16:00:00	6.484	2.1516
12	2/2/1998	17:00:00	6.308	2.0827
13	10/20/2004	12:00:00	6.035	1.9759
14	2/13/1998	17:00:00	5.919	1.9304
15	10/27/2004	5:00:00	5.820	1.8914
16	10/18/2004	13:00:00	5.807	1.8863
17	3/6/1975	11:00:00	5.771	1.8724
18	3/1/1983	16:00:00	5.454	1.7484
19	1/31/1979	14:00:00	5.434	1.7403
20	1/9/2005	20:00:00	5.403	1.7284
21	3/2/1983	18:00:00	4.970	1.5588
22	2/15/1992	15:00:00	4.866	1.5180
23	2/21/2005	14:00:00	4.831	1.5044
24	10/10/1986	0:00:00	4.795	1.4903
25	8/17/1977	3:00:00	4.670	1.4415
26	4/18/1995	12:00:00	4.587	1.4091
27	12/4/1974	12:00:00	4.583	1.4075
28	3/3/1983	1:00:00	4.486	1.3695
29	1/18/1993	6:00:00	4.476	1.3659
30	12/28/1977	8:00:00	4.435	1.3496
31	1/13/1993	22:00:00	4.402	1.3367
32	2/20/1980	20:00:00	4.366	1.3227
33	3/4/1978	18:00:00	4.316	1.3035
34	4/23/1980	4:00:00	4.307	1.3000
35	2/18/1980	5:00:00	4.293	1.2943
36	2/15/1986	4:00:00	4.271	1.2856
37	1/31/1979	16:00:00	4.253	1.2787
38	1/31/1979	13:00:00	4.206	1.2603

(m = 0.25)

Work Calculations, Post-Development Conditions				
Low flow Threshold:		0.543	cfs	
Type of flow:		10% of Q ₂		
- Duration of flows: 1 hr.				
- Date & hour provide if verification is desired.				
Bin	Date	Hour	Q _{post} (cfs)	W _{POST}
1	1/4/1978	21:00:00	8.370	2.887
2	2/20/1980	19:00:00	7.734	2.640
3	10/22/1976	17:00:00	6.897	2.313
4	10/22/1976	16:00:00	5.785	1.878
5	9/10/1976	10:00:00	5.588	1.801
6	10/31/1987	19:00:00	5.354	1.709
7	2/7/1998	17:00:00	5.319	1.696
8	2/6/1992	20:00:00	5.186	1.643
9	1/9/2005	21:00:00	5.099	1.609
10	1/29/1980	7:00:00	4.883	1.525
11	2/19/1993	16:00:00	4.858	1.515
12	2/2/1998	17:00:00	4.704	1.455
13	10/20/2004	12:00:00	4.503	1.376
14	2/13/1998	17:00:00	4.421	1.344
15	3/6/1975	11:00:00	4.393	1.333
16	10/27/2004	5:00:00	4.391	1.333
17	10/18/2004	13:00:00	4.382	1.329
18	1/31/1979	14:00:00	4.057	1.202
19	1/9/2005	20:00:00	4.023	1.189
20	3/1/1983	16:00:00	3.992	1.177
21	3/2/1983	18:00:00	3.650	1.044
22	2/15/1992	15:00:00	3.630	1.037
23	10/10/1986	0:00:00	3.624	1.034
24	2/21/2005	14:00:00	3.605	1.027
25	8/17/1977	3:00:00	3.528	0.998
26	12/4/1974	12:00:00	3.490	0.983
27	1/18/1993	6:00:00	3.335	0.923
28	4/23/1980	4:00:00	3.329	0.921
29	4/18/1995	12:00:00	3.309	0.913
30	12/28/1977	8:00:00	3.308	0.913
31	3/3/1983	1:00:00	3.295	0.908
32	1/13/1993	22:00:00	3.284	0.904
33	2/20/1980	20:00:00	3.260	0.894
34	3/4/1978	18:00:00	3.225	0.881
35	2/15/1986	4:00:00	3.222	0.879
36	2/18/1980	5:00:00	3.211	0.875
37	1/31/1979	16:00:00	3.181	0.864
38	2/16/1980	20:00:00	3.154	0.854

39	2/16/1980	20:00:00	4.204	1.2596
40	2/12/2003	17:00:00	4.138	1.2340
41	1/31/1979	8:00:00	4.037	1.1949
42	3/3/1983	6:00:00	4.001	1.1807
43	2/25/2003	17:00:00	3.898	1.1406
44	1/9/1980	13:00:00	3.884	1.1352
45	2/16/1998	17:00:00	3.774	1.0926
46	5/1/1978	5:00:00	3.678	1.0555
47	3/5/2005	0:00:00	3.667	1.0510
48	10/27/2004	14:00:00	3.657	1.0473
49	10/20/2004	16:00:00	3.647	1.0434
50	10/20/2004	15:00:00	3.640	1.0405
51	10/20/2004	13:00:00	3.624	1.0345
52	2/15/1986	6:00:00	3.500	0.9866
53	1/11/2005	4:00:00	3.483	0.9802
54	11/25/1985	7:00:00	3.483	0.9800
55	10/27/2004	8:00:00	3.459	0.9709
56	12/29/2004	4:00:00	3.437	0.9624
57	2/23/2005	4:00:00	3.436	0.9620
58	2/15/1986	5:00:00	3.423	0.9568
59	3/16/1986	21:00:00	3.422	0.9564
60	10/28/1974	12:00:00	3.418	0.9551
61	1/25/1995	19:00:00	3.377	0.9394
62	12/29/2004	2:00:00	3.372	0.9374
63	10/27/2004	7:00:00	3.366	0.9349
64	3/21/1983	5:00:00	3.363	0.9339
65	2/21/2005	11:00:00	3.352	0.9294
66	10/19/2004	8:00:00	3.334	0.9225
67	4/4/2006	23:00:00	3.321	0.9176
68	3/11/1995	4:00:00	3.288	0.9050
69	3/6/1980	5:00:00	3.283	0.9032
70	2/27/1978	22:00:00	3.272	0.8988
71	11/22/1996	3:00:00	3.260	0.8943
72	11/12/2003	7:00:00	3.244	0.8883
73	12/25/2003	19:00:00	3.242	0.8873
74	1/27/2008	2:00:00	3.241	0.8868
75	10/28/1974	11:00:00	3.239	0.8862
76	12/28/1977	13:00:00	3.225	0.8809
77	10/27/2004	6:00:00	3.206	0.8736
78	10/14/2006	0:00:00	3.193	0.8684
79	2/13/1978	11:00:00	3.191	0.8678
80	1/8/1998	17:00:00	3.179	0.8630
81	2/10/1978	6:00:00	3.145	0.8503
82	2/10/1978	5:00:00	3.142	0.8490
83	4/5/2006	7:00:00	3.139	0.8480
84	12/28/2004	22:00:00	3.138	0.8473
85	2/19/1980	22:00:00	3.129	0.8442
86	3/1/1981	14:00:00	3.127	0.8434
87	3/5/1995	20:00:00	3.121	0.8409

39	1/31/1979	13:00:00	3.149	0.852
40	1/31/1979	8:00:00	3.039	0.809
41	2/12/2003	17:00:00	2.985	0.789
42	1/9/1980	13:00:00	2.956	0.778
43	3/3/1983	6:00:00	2.939	0.771
44	2/25/2003	17:00:00	2.903	0.758
45	5/1/1978	5:00:00	2.797	0.718
46	2/16/1998	17:00:00	2.792	0.716
47	3/5/2005	0:00:00	2.786	0.713
48	10/27/2004	14:00:00	2.749	0.700
49	10/20/2004	16:00:00	2.734	0.694
50	10/20/2004	15:00:00	2.729	0.692
51	10/20/2004	13:00:00	2.719	0.688
52	3/6/1980	5:00:00	2.680	0.673
53	10/14/2006	0:00:00	2.645	0.660
54	2/15/1986	6:00:00	2.639	0.658
55	11/25/1985	7:00:00	2.632	0.656
56	10/27/2004	8:00:00	2.612	0.648
57	10/28/1974	12:00:00	2.605	0.645
58	12/29/2004	4:00:00	2.603	0.645
59	1/11/2005	4:00:00	2.602	0.644
60	12/25/2003	19:00:00	2.592	0.641
61	2/15/1986	5:00:00	2.587	0.638
62	2/23/2005	4:00:00	2.570	0.632
63	12/29/2004	2:00:00	2.562	0.629
64	3/21/1983	5:00:00	2.560	0.628
65	2/27/1978	22:00:00	2.558	0.628
66	3/16/1986	21:00:00	2.558	0.628
67	10/27/2004	7:00:00	2.550	0.625
68	1/25/1995	19:00:00	2.530	0.617
69	4/4/2006	23:00:00	2.523	0.615
70	10/19/2004	8:00:00	2.523	0.614
71	2/21/2005	11:00:00	2.517	0.612
72	3/11/1995	4:00:00	2.506	0.608
73	12/4/1987	22:00:00	2.499	0.605
74	10/28/1974	11:00:00	2.489	0.602
75	11/22/1996	3:00:00	2.481	0.599
76	11/12/2003	7:00:00	2.469	0.595
77	1/27/2008	2:00:00	2.446	0.586
78	10/27/2004	6:00:00	2.445	0.585
79	12/28/2004	22:00:00	2.417	0.575
80	12/28/1977	13:00:00	2.415	0.574
81	12/23/1982	1:00:00	2.411	0.573
82	2/13/1978	11:00:00	2.393	0.566
83	4/5/2006	7:00:00	2.369	0.557
84	12/18/1988	14:00:00	2.364	0.555
85	2/10/1978	6:00:00	2.360	0.554
86	2/10/1978	5:00:00	2.358	0.553
87	3/5/1995	20:00:00	2.356	0.552

88	12/18/1988	14:00:00	3.115	0.8385
89	1/10/1978	8:00:00	3.114	0.8384
90	1/15/1978	4:00:00	3.110	0.8369
91	2/19/1980	16:00:00	3.104	0.8343
92	2/18/1980	9:00:00	3.093	0.8304
93	10/27/2004	10:00:00	3.087	0.8280
94	3/5/1995	17:00:00	3.070	0.8215
95	2/15/1986	3:00:00	3.070	0.8215
96	1/29/1980	20:00:00	3.057	0.8164
97	12/23/1982	1:00:00	3.056	0.8162
98	1/11/1980	13:00:00	3.049	0.8134
99	2/27/1983	19:00:00	3.048	0.8130
100	1/29/1980	18:00:00	3.039	0.8097
101	12/4/1987	22:00:00	3.036	0.8086
102	3/1/1983	17:00:00	3.033	0.8073
103	3/2/1983	19:00:00	3.033	0.8073
104	3/2/1983	17:00:00	3.032	0.8072
105	3/27/1998	17:00:00	3.032	0.8069
106	2/26/1983	15:00:00	3.026	0.8047
107	3/11/2006	1:00:00	3.021	0.8028
108	2/9/1976	1:00:00	3.021	0.8027
109	1/11/1980	7:00:00	3.010	0.7988
110	2/8/1976	22:00:00	3.010	0.7984
111	2/8/1976	21:00:00	3.005	0.7966
112	11/12/2003	6:00:00	3.003	0.7961
113	1/11/2005	5:00:00	3.000	0.7949
114	2/16/1980	19:00:00	2.982	0.7878
115	1/31/1979	12:00:00	2.974	0.7848
116	2/11/2005	16:00:00	2.958	0.7788
117	12/18/1978	18:00:00	2.951	0.7759
118	3/2/1992	15:00:00	2.932	0.7688
119	1/14/1978	20:00:00	2.925	0.7661
120	2/7/1976	4:00:00	2.905	0.7588
121	2/21/2005	13:00:00	2.890	0.7528
122	1/12/1997	17:00:00	2.888	0.7521
123	12/7/1992	17:00:00	2.855	0.7396
124	2/1/1996	2:00:00	2.849	0.7374
125	11/11/1985	11:00:00	2.847	0.7367
126	2/28/2006	0:00:00	2.842	0.7348
127	3/16/1986	11:00:00	2.839	0.7335
128	2/14/1980	17:00:00	2.822	0.7272
129	2/28/1978	20:00:00	2.802	0.7195
130	1/12/2001	12:00:00	2.763	0.7047
131	12/28/2004	19:00:00	2.747	0.6986
132	11/30/2007	23:00:00	2.719	0.6883
133	1/7/2008	1:00:00	2.705	0.6830
134	1/10/1995	20:00:00	2.697	0.6798
135	12/25/1988	1:00:00	2.696	0.6797
136	11/20/1983	12:00:00	2.691	0.6776

88	2/15/1986	3:00:00	2.351	0.550
89	2/19/1980	22:00:00	2.347	0.549
90	3/1/1981	14:00:00	2.346	0.549
91	1/10/1978	8:00:00	2.340	0.546
92	2/19/1980	16:00:00	2.334	0.544
93	1/15/1978	4:00:00	2.332	0.544
94	10/27/2004	10:00:00	2.329	0.542
95	3/5/1995	17:00:00	2.323	0.540
96	2/18/1980	9:00:00	2.323	0.540
97	3/11/2006	1:00:00	2.316	0.538
98	11/12/2003	6:00:00	2.314	0.537
99	2/11/2005	16:00:00	2.313	0.537
100	1/8/1998	17:00:00	2.306	0.534
101	1/11/1980	13:00:00	2.296	0.530
102	1/29/1980	20:00:00	2.296	0.530
103	1/29/1980	18:00:00	2.285	0.526
104	1/11/1980	7:00:00	2.273	0.522
105	2/9/1976	1:00:00	2.268	0.520
106	2/8/1976	22:00:00	2.260	0.517
107	3/2/1992	15:00:00	2.259	0.517
108	2/8/1976	21:00:00	2.257	0.516
109	2/16/1980	19:00:00	2.252	0.514
110	1/11/2005	5:00:00	2.245	0.511
111	11/11/1985	11:00:00	2.241	0.510
112	1/31/1979	12:00:00	2.240	0.510
113	12/18/1978	18:00:00	2.236	0.508
114	2/28/2006	0:00:00	2.221	0.503
115	3/2/1983	19:00:00	2.218	0.502
116	3/2/1983	17:00:00	2.217	0.501
117	1/12/1997	17:00:00	2.217	0.501
118	3/27/1998	17:00:00	2.215	0.500
119	1/14/1978	20:00:00	2.208	0.498
120	3/1/1983	17:00:00	2.203	0.496
121	2/7/1976	4:00:00	2.195	0.493
122	2/27/1983	19:00:00	2.186	0.490
123	12/28/2004	19:00:00	2.180	0.488
124	2/21/2005	13:00:00	2.171	0.484
125	2/14/1980	17:00:00	2.150	0.477
126	12/7/1992	17:00:00	2.146	0.475
127	2/1/1996	2:00:00	2.141	0.474
128	3/16/1986	11:00:00	2.140	0.473
129	2/28/1978	20:00:00	2.133	0.470
130	2/26/1983	15:00:00	2.107	0.461
131	1/12/2001	12:00:00	2.099	0.458
132	11/30/2007	23:00:00	2.093	0.456
133	1/16/1979	2:00:00	2.062	0.445
134	1/7/2008	1:00:00	2.050	0.440
135	1/10/1995	20:00:00	2.046	0.439
136	12/25/1988	1:00:00	2.040	0.437

137	1/16/1979	2:00:00	2.678	0.6727
138	2/9/1981	2:00:00	2.667	0.6688
139	10/20/2004	14:00:00	2.664	0.6673
140	1/31/1979	6:00:00	2.643	0.6597
141	3/13/1996	9:00:00	2.630	0.6548
142	2/19/2007	13:00:00	2.625	0.6528
143	2/8/1994	7:00:00	2.607	0.6462
144	3/5/1995	18:00:00	2.605	0.6452
145	4/15/1976	21:00:00	2.598	0.6426
146	3/6/1980	10:00:00	2.587	0.6386
147	10/10/1986	4:00:00	2.571	0.6326
148	1/6/2008	7:00:00	2.565	0.6302
149	2/27/1983	18:00:00	2.563	0.6295
150	2/14/2001	17:00:00	2.560	0.6284
151	10/27/2004	9:00:00	2.556	0.6269
152	3/18/1983	23:00:00	2.543	0.6221
153	1/17/1990	3:00:00	2.536	0.6195
154	1/18/1993	14:00:00	2.521	0.6139
155	12/25/1988	0:00:00	2.502	0.6069
156	2/5/1978	15:00:00	2.485	0.6003
157	1/9/2005	5:00:00	2.467	0.5938
158	1/4/2005	4:00:00	2.454	0.5889
159	2/23/2004	17:00:00	2.439	0.5831
160	3/15/1986	23:00:00	2.433	0.5809
161	11/11/1978	22:00:00	2.432	0.5806
162	4/28/2005	23:00:00	2.421	0.5764
163	2/14/1995	11:00:00	2.415	0.5743
164	11/25/1985	1:00:00	2.408	0.5717
165	2/21/2005	12:00:00	2.401	0.5691
166	9/10/1976	9:00:00	2.401	0.5690
167	2/8/1983	6:00:00	2.391	0.5654
168	1/29/1983	1:00:00	2.385	0.5631
169	11/25/1983	0:00:00	2.356	0.5524
170	2/13/1992	6:00:00	2.352	0.5509
171	1/4/1974	20:00:00	2.343	0.5476
172	3/5/2005	1:00:00	2.333	0.5438
173	10/28/1974	13:00:00	2.326	0.5414
174	12/18/1984	18:00:00	2.324	0.5405
175	12/7/1992	14:00:00	2.307	0.5345
176	3/24/1998	17:00:00	2.293	0.5290
177	2/14/1995	10:00:00	2.290	0.5279
178	1/27/1983	11:00:00	2.262	0.5177
179	2/5/1976	2:00:00	2.252	0.5139
180	3/19/1981	23:00:00	2.218	0.5017
181	3/1/1991	9:00:00	2.208	0.4977
182	4/20/1988	9:00:00	2.205	0.4969
183	3/1/1991	7:00:00	2.193	0.4924
184	5/9/1977	0:00:00	2.183	0.4887
185	11/8/2004	1:00:00	2.181	0.4882

137	11/20/1983	12:00:00	2.034	0.434
138	2/9/1981	2:00:00	2.032	0.434
139	1/31/1979	6:00:00	2.025	0.431
140	10/20/2004	14:00:00	2.008	0.425
141	2/8/1994	7:00:00	2.003	0.423
142	3/13/1996	9:00:00	1.996	0.421
143	2/19/2007	13:00:00	1.991	0.419
144	4/15/1976	21:00:00	1.985	0.417
145	3/5/1995	18:00:00	1.977	0.414
146	3/6/1980	10:00:00	1.974	0.413
147	3/18/1983	23:00:00	1.974	0.413
148	1/6/2008	7:00:00	1.963	0.409
149	10/10/1986	4:00:00	1.957	0.407
150	10/27/2004	9:00:00	1.939	0.401
151	1/17/1990	3:00:00	1.936	0.399
152	12/25/1988	0:00:00	1.927	0.396
153	4/28/2005	23:00:00	1.919	0.393
154	2/5/1978	15:00:00	1.916	0.392
155	11/25/1985	1:00:00	1.915	0.392
156	1/18/1993	14:00:00	1.895	0.385
157	11/11/1978	22:00:00	1.885	0.381
158	3/15/1986	23:00:00	1.882	0.380
159	9/10/1976	9:00:00	1.881	0.380
160	11/25/1983	0:00:00	1.870	0.376
161	2/14/1995	11:00:00	1.864	0.374
162	1/4/1974	20:00:00	1.855	0.371
163	1/9/2005	5:00:00	1.855	0.371
164	1/4/2005	4:00:00	1.845	0.367
165	2/23/2004	17:00:00	1.826	0.360
166	2/27/1983	18:00:00	1.825	0.360
167	2/8/1983	6:00:00	1.819	0.358
168	2/21/2005	12:00:00	1.810	0.355
169	1/29/1983	1:00:00	1.810	0.355
170	2/14/1995	10:00:00	1.800	0.351
171	3/5/2005	1:00:00	1.790	0.348
172	10/28/1974	13:00:00	1.788	0.347
173	2/13/1992	6:00:00	1.782	0.345
174	11/8/2004	1:00:00	1.776	0.343
175	2/5/1976	2:00:00	1.775	0.342
176	12/18/1984	18:00:00	1.759	0.337
177	3/19/1981	23:00:00	1.751	0.334
178	12/7/1992	14:00:00	1.747	0.333
179	1/14/1990	4:00:00	1.734	0.328
180	12/9/1996	19:00:00	1.726	0.325
181	2/14/2001	17:00:00	1.721	0.324
182	1/27/1983	11:00:00	1.713	0.321
183	1/28/1980	22:00:00	1.700	0.316
184	11/21/2004	8:00:00	1.700	0.316
185	5/9/1977	0:00:00	1.691	0.313

186	12/9/1996	19:00:00	2.176	0.4861
187	12/18/1984	16:00:00	2.163	0.4814
188	2/19/1993	17:00:00	2.153	0.4777
189	3/11/2006	3:00:00	2.142	0.4739
190	3/5/1995	19:00:00	2.137	0.4721
191	12/27/1984	19:00:00	2.132	0.4703
192	3/22/2005	23:00:00	2.107	0.4612
193	11/20/1983	11:00:00	2.104	0.4600
194	1/28/1980	22:00:00	2.087	0.4538
195	4/5/2006	2:00:00	2.084	0.4527
196	2/19/2007	12:00:00	2.082	0.4519
197	3/5/1995	16:00:00	2.080	0.4514
198	1/14/1990	4:00:00	2.075	0.4495
199	12/17/2002	17:00:00	2.073	0.4488
200	2/27/1983	6:00:00	2.071	0.4479
201	10/19/2004	16:00:00	2.067	0.4465
202	2/23/1998	17:00:00	2.061	0.4444
203	2/26/2004	17:00:00	2.061	0.4444
204	9/25/1986	6:00:00	2.056	0.4426
205	12/29/1976	14:00:00	2.054	0.4420
206	1/16/1993	11:00:00	2.043	0.4379
207	1/16/1993	10:00:00	2.043	0.4377
208	1/16/1993	9:00:00	2.041	0.4371
209	1/11/2005	8:00:00	2.034	0.4345
210	1/11/2005	3:00:00	2.029	0.4329
211	1/6/1979	3:00:00	2.028	0.4323
212	1/15/1993	16:00:00	2.022	0.4302
213	1/15/1993	14:00:00	2.019	0.4291
214	1/28/2005	17:00:00	2.018	0.4289
215	1/8/1993	0:00:00	2.007	0.4249
216	3/2/1992	17:00:00	2.004	0.4238
217	3/11/1975	14:00:00	2.002	0.4230
218	1/8/1974	3:00:00	2.001	0.4227
219	12/3/1983	17:00:00	1.997	0.4213
220	2/13/1978	13:00:00	1.995	0.4204
221	11/12/2003	9:00:00	1.993	0.4197
222	1/7/1974	18:00:00	1.986	0.4174
223	2/13/1978	0:00:00	1.986	0.4174
224	3/5/1978	8:00:00	1.985	0.4169
225	2/8/1983	7:00:00	1.977	0.4142
226	2/23/2005	1:00:00	1.976	0.4135
227	1/7/1993	4:00:00	1.963	0.4091
228	1/7/1993	3:00:00	1.959	0.4076
229	1/17/1978	3:00:00	1.956	0.4067
230	3/12/1978	2:00:00	1.951	0.4048
231	1/11/2001	8:00:00	1.951	0.4046
232	2/21/1980	5:00:00	1.946	0.4031
233	1/7/1993	0:00:00	1.946	0.4029
234	3/12/1978	1:00:00	1.944	0.4024

186	4/20/1988	9:00:00	1.687	0.312
187	3/1/1991	9:00:00	1.670	0.306
188	12/18/1984	16:00:00	1.668	0.305
189	1/6/1979	3:00:00	1.666	0.304
190	3/1/1991	7:00:00	1.661	0.303
191	3/11/2006	3:00:00	1.653	0.300
192	2/19/1993	17:00:00	1.651	0.299
193	12/27/1984	19:00:00	1.649	0.298
194	1/28/2005	17:00:00	1.632	0.293
195	3/5/1995	19:00:00	1.630	0.292
196	11/23/1973	0:00:00	1.629	0.292
197	12/3/1983	17:00:00	1.620	0.288
198	11/20/1983	11:00:00	1.610	0.285
199	12/29/1976	14:00:00	1.608	0.284
200	3/22/2005	23:00:00	1.607	0.284
201	2/19/2007	12:00:00	1.596	0.281
202	9/25/1986	6:00:00	1.594	0.280
203	3/5/1995	16:00:00	1.594	0.280
204	4/5/2006	2:00:00	1.589	0.278
205	10/19/2004	16:00:00	1.573	0.273
206	12/4/1974	11:00:00	1.553	0.266
207	3/2/1992	17:00:00	1.551	0.265
208	2/23/1998	17:00:00	1.550	0.265
209	2/26/2004	17:00:00	1.550	0.265
210	1/11/2001	8:00:00	1.539	0.261
211	1/16/1993	11:00:00	1.536	0.260
212	1/16/1993	10:00:00	1.536	0.260
213	1/16/1993	9:00:00	1.535	0.260
214	11/12/2003	9:00:00	1.530	0.258
215	1/11/2005	8:00:00	1.530	0.258
216	1/11/2005	3:00:00	1.527	0.257
217	1/15/1993	16:00:00	1.522	0.255
218	1/15/1993	14:00:00	1.520	0.255
219	1/8/1993	0:00:00	1.511	0.252
220	1/8/1974	3:00:00	1.509	0.251
221	3/11/1975	14:00:00	1.506	0.250
222	2/13/1978	13:00:00	1.504	0.249
223	1/7/1974	18:00:00	1.500	0.248
224	2/13/1978	0:00:00	1.498	0.247
225	2/8/1983	7:00:00	1.494	0.246
226	1/4/1987	19:00:00	1.494	0.246
227	2/23/2005	1:00:00	1.491	0.245
228	1/7/1993	4:00:00	1.482	0.242
229	1/17/1978	3:00:00	1.482	0.242
230	1/7/1993	3:00:00	1.480	0.241
231	3/5/1978	8:00:00	1.479	0.241
232	2/21/1980	5:00:00	1.471	0.238
233	1/7/1993	0:00:00	1.471	0.238
234	2/21/1980	1:00:00	1.467	0.237

235	2/21/1980	1:00:00	1.938	0.4002
236	12/4/1974	11:00:00	1.938	0.4000
237	11/24/1978	13:00:00	1.937	0.3998
238	3/12/1978	0:00:00	1.936	0.3995
239	2/20/1980	18:00:00	1.930	0.3973
240	3/11/1986	2:00:00	1.930	0.3972
241	11/23/1973	0:00:00	1.929	0.3970
242	3/5/1978	5:00:00	1.925	0.3954
243	2/22/1998	17:00:00	1.921	0.3940
244	1/15/1978	6:00:00	1.917	0.3927
245	2/10/1978	4:00:00	1.916	0.3922
246	2/1/1996	4:00:00	1.906	0.3885
247	3/24/1983	4:00:00	1.903	0.3877
248	3/16/1986	17:00:00	1.902	0.3871
249	3/2/1981	2:00:00	1.889	0.3827
250	1/15/1978	3:00:00	1.889	0.3825
251	11/25/1985	4:00:00	1.880	0.3794
252	3/5/1978	16:00:00	1.879	0.3790
253	1/4/1987	19:00:00	1.879	0.3789
254	1/7/1993	16:00:00	1.877	0.3782
255	1/15/1978	2:00:00	1.876	0.3780
256	2/18/1980	6:00:00	1.875	0.3778
257	2/11/1978	12:00:00	1.873	0.3770
258	1/16/1978	23:00:00	1.863	0.3734
259	1/15/1978	1:00:00	1.861	0.3725
260	2/18/1980	4:00:00	1.859	0.3719
261	2/7/1978	19:00:00	1.854	0.3702
262	1/29/1980	23:00:00	1.854	0.3701
263	1/11/2005	2:00:00	1.852	0.3694
264	1/18/1979	18:00:00	1.844	0.3665
265	1/29/1980	19:00:00	1.840	0.3651
266	1/27/1983	13:00:00	1.838	0.3644
267	12/19/1978	9:00:00	1.836	0.3639
268	1/6/1992	12:00:00	1.834	0.3633
269	1/11/1980	12:00:00	1.833	0.3626
270	11/24/1978	7:00:00	1.832	0.3624
271	3/2/1978	10:00:00	1.830	0.3617
272	1/31/1996	22:00:00	1.821	0.3584
273	3/11/1978	23:00:00	1.816	0.3568
274	1/11/1980	9:00:00	1.816	0.3566
275	4/20/1983	12:00:00	1.810	0.3548
276	1/5/1974	2:00:00	1.810	0.3548
277	2/9/1976	3:00:00	1.809	0.3544
278	12/20/2002	17:00:00	1.799	0.3508
279	1/19/1980	3:00:00	1.799	0.3506
280	1/29/1980	13:00:00	1.791	0.3481
281	3/11/2006	13:00:00	1.791	0.3481
282	1/3/2005	10:00:00	1.787	0.3465
283	12/7/1992	13:00:00	1.786	0.3460

235	11/24/1978	13:00:00	1.462	0.235
236	11/25/1985	4:00:00	1.462	0.235
237	2/20/1980	18:00:00	1.461	0.235
238	9/3/1976	17:00:00	1.458	0.234
239	3/12/1978	2:00:00	1.455	0.233
240	2/10/1978	4:00:00	1.454	0.233
241	2/22/1998	17:00:00	1.452	0.232
242	3/12/1978	1:00:00	1.450	0.231
243	3/24/1983	4:00:00	1.450	0.231
244	3/16/1986	17:00:00	1.449	0.231
245	1/15/1978	6:00:00	1.449	0.231
246	3/5/1978	5:00:00	1.449	0.231
247	1/7/1993	16:00:00	1.448	0.231
248	3/2/1981	2:00:00	1.446	0.230
249	2/11/1978	12:00:00	1.445	0.230
250	3/12/1978	0:00:00	1.444	0.229
251	2/1/1996	4:00:00	1.441	0.228
252	1/16/1978	23:00:00	1.437	0.227
253	1/11/2005	2:00:00	1.430	0.225
254	1/15/1978	3:00:00	1.430	0.225
255	3/5/1978	16:00:00	1.423	0.222
256	2/18/1980	6:00:00	1.423	0.222
257	1/15/1978	2:00:00	1.421	0.222
258	1/6/1992	12:00:00	1.418	0.221
259	2/18/1980	4:00:00	1.414	0.219
260	2/7/1978	19:00:00	1.411	0.219
261	1/15/1978	1:00:00	1.411	0.218
262	1/18/1979	18:00:00	1.410	0.218
263	1/29/1980	23:00:00	1.408	0.218
264	12/19/1978	9:00:00	1.401	0.215
265	1/11/1980	12:00:00	1.398	0.214
266	1/29/1980	19:00:00	1.397	0.214
267	1/27/1983	13:00:00	1.396	0.214
268	11/24/1978	7:00:00	1.394	0.213
269	3/2/1978	10:00:00	1.394	0.213
270	2/27/1983	6:00:00	1.391	0.212
271	1/11/1980	9:00:00	1.387	0.211
272	1/31/1996	22:00:00	1.387	0.210
273	3/24/1994	23:00:00	1.384	0.210
274	1/19/1980	3:00:00	1.384	0.209
275	1/13/1993	21:00:00	1.381	0.209
276	3/11/1978	23:00:00	1.381	0.209
277	4/20/1983	12:00:00	1.379	0.208
278	3/11/2006	13:00:00	1.379	0.208
279	1/5/1974	2:00:00	1.378	0.208
280	2/9/1976	3:00:00	1.373	0.206
281	12/18/1978	23:00:00	1.367	0.204
282	8/17/1977	1:00:00	1.366	0.204
283	12/7/1992	13:00:00	1.365	0.204

284	2/8/1976	19:00:00	1.785	0.3458
285	1/5/1974	1:00:00	1.783	0.3451
286	12/18/1978	23:00:00	1.779	0.3436
287	4/20/1983	11:00:00	1.773	0.3417
288	1/13/1993	21:00:00	1.773	0.3415
289	11/4/1987	23:00:00	1.767	0.3397
290	3/24/1994	23:00:00	1.761	0.3376
291	2/12/2005	16:00:00	1.761	0.3373
292	1/11/1980	1:00:00	1.758	0.3363
293	1/5/1974	0:00:00	1.748	0.3327
294	2/19/2007	16:00:00	1.748	0.3327
295	2/8/1994	8:00:00	1.745	0.3318
296	2/8/1993	21:00:00	1.739	0.3299
297	3/1/1978	11:00:00	1.737	0.3289
298	3/1/1991	10:00:00	1.730	0.3266
299	2/7/1976	5:00:00	1.729	0.3262
300	1/29/1980	9:00:00	1.728	0.3258
301	11/23/1973	3:00:00	1.720	0.3230
302	1/5/1978	22:00:00	1.720	0.3230
303	3/1/1978	9:00:00	1.718	0.3223
304	3/1/1991	8:00:00	1.717	0.3219
305	2/7/1998	16:00:00	1.715	0.3215
306	1/31/1979	10:00:00	1.707	0.3187
307	2/20/1980	5:00:00	1.707	0.3186
308	3/1/1978	8:00:00	1.706	0.3184
309	2/22/2008	7:00:00	1.699	0.3158
310	1/4/1974	23:00:00	1.698	0.3156
311	2/27/1996	23:00:00	1.698	0.3155
312	3/5/1995	22:00:00	1.695	0.3143
313	3/1/1978	7:00:00	1.694	0.3141
314	12/5/2004	15:00:00	1.693	0.3137
315	2/12/2005	8:00:00	1.689	0.3122
316	3/5/1995	21:00:00	1.683	0.3102
317	2/11/2003	17:00:00	1.680	0.3091
318	4/14/1998	17:00:00	1.675	0.3076
319	1/12/1993	19:00:00	1.670	0.3059
320	1/31/1979	9:00:00	1.669	0.3054
321	3/10/1980	18:00:00	1.665	0.3040
322	2/6/1976	7:00:00	1.662	0.3030
323	1/29/1980	5:00:00	1.652	0.2997
324	1/12/1993	16:00:00	1.652	0.2995
325	12/6/1998	7:00:00	1.649	0.2985
326	11/21/2004	8:00:00	1.648	0.2980
327	3/11/1995	7:00:00	1.639	0.2951
328	3/1/1978	6:00:00	1.621	0.2889
329	4/7/1978	5:00:00	1.621	0.2889
330	1/29/1980	4:00:00	1.620	0.2885
331	3/28/1979	21:00:00	1.613	0.2863
332	11/4/1987	19:00:00	1.613	0.2861

284	12/20/2002	17:00:00	1.364	0.203
285	1/29/1980	13:00:00	1.364	0.203
286	1/3/2005	10:00:00	1.363	0.203
287	1/5/1974	1:00:00	1.360	0.202
288	2/27/1996	23:00:00	1.357	0.201
289	4/20/1983	11:00:00	1.356	0.201
290	2/8/1976	19:00:00	1.356	0.200
291	1/11/1980	1:00:00	1.352	0.199
292	2/12/2005	16:00:00	1.350	0.198
293	3/2/1992	10:00:00	1.347	0.198
294	2/8/1994	8:00:00	1.345	0.197
295	2/8/1993	21:00:00	1.340	0.195
296	11/4/1987	23:00:00	1.339	0.195
297	2/20/1980	5:00:00	1.338	0.195
298	1/5/1974	0:00:00	1.337	0.194
299	2/19/2007	16:00:00	1.335	0.194
300	3/1/1978	11:00:00	1.331	0.192
301	12/6/1998	7:00:00	1.325	0.191
302	1/12/1993	19:00:00	1.323	0.190
303	1/29/1980	9:00:00	1.323	0.190
304	11/23/1973	3:00:00	1.320	0.189
305	3/1/1978	9:00:00	1.318	0.188
306	2/7/1976	5:00:00	1.318	0.188
307	3/11/1986	2:00:00	1.317	0.188
308	3/1/1991	10:00:00	1.317	0.188
309	3/1/1978	8:00:00	1.311	0.186
310	1/31/1979	10:00:00	1.308	0.185
311	3/1/1991	8:00:00	1.308	0.185
312	2/22/2008	7:00:00	1.306	0.184
313	12/5/2004	15:00:00	1.305	0.184
314	1/4/1974	23:00:00	1.304	0.184
315	3/1/1978	7:00:00	1.303	0.184
316	2/12/2005	8:00:00	1.302	0.183
317	3/5/1995	22:00:00	1.299	0.182
318	3/5/1981	18:00:00	1.297	0.181
319	3/5/1995	21:00:00	1.291	0.180
320	2/7/1998	16:00:00	1.290	0.179
321	4/14/1998	17:00:00	1.290	0.179
322	3/10/1980	18:00:00	1.284	0.177
323	1/31/1979	9:00:00	1.283	0.177
324	1/12/1993	16:00:00	1.277	0.175
325	1/5/1978	22:00:00	1.276	0.175
326	2/6/1976	7:00:00	1.276	0.175
327	1/29/1980	5:00:00	1.271	0.173
328	3/1/1978	6:00:00	1.267	0.172
329	4/2/1974	6:00:00	1.266	0.172
330	3/28/1979	21:00:00	1.265	0.171
331	3/11/1995	7:00:00	1.261	0.170
332	3/24/1998	17:00:00	1.260	0.170

333	3/5/1981	18:00:00	1.604	0.2831
334	2/5/1978	18:00:00	1.594	0.2797
335	12/17/1978	23:00:00	1.593	0.2793
336	8/17/1977	1:00:00	1.590	0.2785
337	1/9/1978	19:00:00	1.590	0.2783
338	3/12/1995	0:00:00	1.581	0.2754
339	10/19/2004	18:00:00	1.580	0.2748
340	3/2/1983	16:00:00	1.577	0.2740
341	11/24/1978	3:00:00	1.576	0.2734
342	2/7/1978	18:00:00	1.564	0.2694
343	1/31/1996	21:00:00	1.553	0.2659
344	10/31/1987	18:00:00	1.552	0.2655
345	12/29/2004	6:00:00	1.550	0.2647
346	4/2/1974	6:00:00	1.549	0.2644
347	1/31/1979	7:00:00	1.545	0.2629
348	12/19/1978	7:00:00	1.543	0.2625
349	3/1/1983	15:00:00	1.542	0.2622
350	1/15/1993	19:00:00	1.542	0.2620
351	1/29/1980	2:00:00	1.533	0.2589
352	1/9/2005	23:00:00	1.529	0.2575
353	3/5/1995	13:00:00	1.514	0.2525
354	9/3/1976	17:00:00	1.513	0.2523
355	1/4/1974	21:00:00	1.509	0.2511
356	2/20/1993	7:00:00	1.502	0.2486
357	3/16/1986	22:00:00	1.493	0.2456
358	4/5/2006	1:00:00	1.492	0.2452
359	1/7/1993	8:00:00	1.490	0.2445
360	2/22/2005	22:00:00	1.490	0.2445
361	2/14/1995	12:00:00	1.484	0.2427
362	3/2/1992	10:00:00	1.484	0.2425
363	1/29/1983	2:00:00	1.482	0.2420
364	1/5/1992	15:00:00	1.476	0.2398
365	1/18/1979	8:00:00	1.475	0.2397
366	3/5/1995	12:00:00	1.475	0.2397
367	1/14/1978	19:00:00	1.475	0.2394
368	1/25/1995	23:00:00	1.468	0.2373
369	3/1/1981	5:00:00	1.456	0.2331
370	3/10/1986	21:00:00	1.454	0.2325
371	1/6/1993	22:00:00	1.450	0.2313
372	12/11/1984	11:00:00	1.445	0.2295
373	2/8/1976	17:00:00	1.440	0.2280
374	2/5/1976	17:00:00	1.438	0.2274
375	12/11/1984	10:00:00	1.434	0.2260
376	3/26/1991	3:00:00	1.421	0.2218
377	12/27/1984	4:00:00	1.420	0.2215
378	5/2/1980	0:00:00	1.420	0.2214
379	11/24/1984	22:00:00	1.418	0.2209
380	2/1/1996	3:00:00	1.412	0.2188
381	1/7/2005	14:00:00	1.409	0.2177

333	3/12/1995	0:00:00	1.259	0.170
334	1/31/1996	21:00:00	1.259	0.170
335	12/17/1978	23:00:00	1.254	0.168
336	2/7/1978	18:00:00	1.253	0.168
337	4/7/1978	5:00:00	1.251	0.167
338	1/9/1978	19:00:00	1.251	0.167
339	10/31/1987	18:00:00	1.251	0.167
340	1/29/1980	4:00:00	1.250	0.167
341	3/6/1994	21:00:00	1.243	0.165
342	12/19/1978	7:00:00	1.241	0.164
343	11/4/1987	19:00:00	1.238	0.163
344	2/5/1978	18:00:00	1.235	0.162
345	1/7/2005	14:00:00	1.228	0.160
346	2/20/1993	7:00:00	1.222	0.158
347	11/24/1978	3:00:00	1.221	0.158
348	10/19/2004	18:00:00	1.219	0.157
349	1/5/1992	15:00:00	1.208	0.154
350	1/18/1979	8:00:00	1.206	0.153
351	12/29/2004	6:00:00	1.204	0.152
352	1/31/1979	7:00:00	1.201	0.152
353	3/1/1981	5:00:00	1.197	0.150
354	1/29/1980	2:00:00	1.193	0.149
355	1/14/1978	19:00:00	1.190	0.148
356	2/8/1976	17:00:00	1.184	0.146
357	3/5/1995	13:00:00	1.183	0.146
358	1/4/1974	21:00:00	1.182	0.146
359	2/14/1995	12:00:00	1.171	0.142
360	4/5/2006	1:00:00	1.170	0.142
361	1/15/1993	19:00:00	1.167	0.141
362	5/2/1980	0:00:00	1.161	0.139
363	3/5/1995	12:00:00	1.159	0.139
364	1/9/2005	23:00:00	1.159	0.139
365	2/5/1976	17:00:00	1.149	0.136
366	3/2/1983	16:00:00	1.141	0.133
367	1/14/1990	5:00:00	1.134	0.131
368	3/26/1991	3:00:00	1.133	0.131
369	2/22/2005	22:00:00	1.132	0.131
370	1/7/1993	8:00:00	1.131	0.131
371	3/16/1986	22:00:00	1.131	0.130
372	12/27/1984	3:00:00	1.126	0.129
373	1/29/1983	2:00:00	1.126	0.129
374	3/8/1975	13:00:00	1.126	0.129
375	12/27/1984	4:00:00	1.119	0.127
376	1/25/1995	23:00:00	1.116	0.126
377	1/11/2001	7:00:00	1.110	0.124
378	1/6/1993	22:00:00	1.106	0.123
379	4/18/1981	22:00:00	1.103	0.122
380	12/11/1984	11:00:00	1.101	0.121
381	4/20/1983	10:00:00	1.100	0.121

382	2/21/2005	7:00:00	1.404	0.2161
383	1/14/1990	5:00:00	1.399	0.2146
384	12/18/1984	19:00:00	1.383	0.2093
385	1/5/1992	16:00:00	1.372	0.2056
386	12/7/1992	15:00:00	1.366	0.2039
387	2/28/2006	2:00:00	1.365	0.2033
388	1/6/1993	14:00:00	1.359	0.2016
389	1/26/1997	3:00:00	1.354	0.1998
390	1/27/2008	3:00:00	1.350	0.1985
391	3/8/1975	13:00:00	1.343	0.1962
392	1/11/2001	7:00:00	1.342	0.1960
393	2/2/1998	16:00:00	1.326	0.1910
394	12/18/1984	17:00:00	1.318	0.1882
395	1/10/1995	21:00:00	1.316	0.1875
396	4/20/1983	10:00:00	1.298	0.1819
397	4/29/1980	1:00:00	1.295	0.1809
398	12/17/1987	7:00:00	1.286	0.1780
399	1/10/1980	12:00:00	1.281	0.1766
400	1/7/2008	3:00:00	1.272	0.1738
401	11/29/1985	15:00:00	1.269	0.1726
402	12/11/1984	8:00:00	1.267	0.1720
403	10/27/2004	15:00:00	1.265	0.1715
404	3/1/1991	11:00:00	1.252	0.1675
405	1/7/2008	5:00:00	1.251	0.1671
406	3/6/1994	21:00:00	1.248	0.1661
407	11/1/1974	23:00:00	1.245	0.1653
408	2/12/2005	11:00:00	1.242	0.1643
409	2/5/1976	3:00:00	1.222	0.1580
410	3/1/1991	6:00:00	1.217	0.1566
411	12/27/1984	3:00:00	1.210	0.1543
412	2/15/1986	9:00:00	1.210	0.1542
413	3/1/1991	5:00:00	1.208	0.1538
414	3/26/1975	4:00:00	1.205	0.1529
415	1/17/1993	5:00:00	1.190	0.1482
416	9/25/1986	7:00:00	1.178	0.1446
417	3/6/1980	8:00:00	1.175	0.1437
418	2/28/2006	8:00:00	1.166	0.1409
419	1/27/1983	9:00:00	1.166	0.1409
420	3/1/1991	2:00:00	1.159	0.1388
421	3/20/1981	5:00:00	1.150	0.1360
422	11/25/1985	10:00:00	1.148	0.1354
423	2/13/1998	16:00:00	1.144	0.1341
424	10/19/2004	19:00:00	1.142	0.1337
425	8/17/1977	4:00:00	1.136	0.1320
426	2/2/1983	15:00:00	1.129	0.1299
427	1/6/1979	4:00:00	1.126	0.1290
428	11/25/1985	9:00:00	1.123	0.1279
429	10/20/1979	16:00:00	1.121	0.1275
430	2/12/2005	7:00:00	1.118	0.1266

382	3/1/1983	15:00:00	1.096	0.120
383	4/29/1980	1:00:00	1.096	0.120
384	12/11/1984	10:00:00	1.094	0.120
385	1/10/1980	12:00:00	1.092	0.119
386	2/1/1996	3:00:00	1.077	0.115
387	2/28/2006	2:00:00	1.077	0.114
388	2/21/2005	7:00:00	1.076	0.114
389	11/24/1984	22:00:00	1.076	0.114
390	12/4/1974	10:00:00	1.074	0.113
391	11/1/1974	23:00:00	1.073	0.113
392	12/18/1984	19:00:00	1.061	0.110
393	1/5/1992	16:00:00	1.056	0.108
394	1/6/1993	14:00:00	1.052	0.107
395	3/26/1975	4:00:00	1.049	0.107
396	3/13/1996	2:00:00	1.049	0.106
397	12/7/1992	15:00:00	1.049	0.106
398	1/27/2008	3:00:00	1.041	0.104
399	1/26/1997	3:00:00	1.037	0.103
400	2/17/1997	20:00:00	1.031	0.101
401	2/2/1998	16:00:00	1.023	0.099
402	12/6/1986	18:00:00	1.020	0.098
403	12/18/1984	17:00:00	1.018	0.098
404	12/17/1987	7:00:00	1.018	0.098
405	1/10/1995	21:00:00	1.014	0.096
406	11/24/1984	18:00:00	1.014	0.096
407	12/11/1984	8:00:00	1.011	0.096
408	2/14/2008	17:00:00	1.006	0.094
409	3/20/1981	5:00:00	1.002	0.093
410	3/28/1979	10:00:00	1.000	0.093
411	3/10/1986	21:00:00	0.996	0.092
412	9/25/1986	5:00:00	0.992	0.090
413	12/10/1984	20:00:00	0.990	0.090
414	1/7/2008	3:00:00	0.988	0.089
415	11/29/1985	15:00:00	0.987	0.089
416	1/17/1993	5:00:00	0.985	0.089
417	12/7/1992	11:00:00	0.984	0.088
418	1/7/2008	5:00:00	0.980	0.087
419	2/5/1976	3:00:00	0.980	0.087
420	10/27/2004	15:00:00	0.977	0.086
421	2/12/2005	11:00:00	0.968	0.084
422	3/28/1979	20:00:00	0.967	0.083
423	3/20/1992	16:00:00	0.966	0.083
424	3/1/1991	11:00:00	0.963	0.082
425	2/6/1976	2:00:00	0.956	0.081
426	4/2/1974	5:00:00	0.953	0.080
427	1/11/2001	6:00:00	0.950	0.079
428	3/6/1980	8:00:00	0.945	0.078
429	3/1/1991	6:00:00	0.940	0.076
430	2/15/1986	9:00:00	0.938	0.076

431	2/7/1998	15:00:00	1.109	0.1239
432	3/6/1975	12:00:00	1.108	0.1237
433	2/28/1983	2:00:00	1.100	0.1212
434	12/30/1981	15:00:00	1.098	0.1206
435	2/6/1976	2:00:00	1.097	0.1203
436	3/2/1983	22:00:00	1.095	0.1196
437	3/3/1983	5:00:00	1.094	0.1194
438	12/4/1974	13:00:00	1.093	0.1190
439	3/3/1983	9:00:00	1.092	0.1189
440	9/25/1986	5:00:00	1.089	0.1179
441	3/5/1995	15:00:00	1.087	0.1174
442	3/13/1996	2:00:00	1.087	0.1174
443	12/7/1992	11:00:00	1.085	0.1167
444	3/3/1983	3:00:00	1.084	0.1166
445	3/28/1979	10:00:00	1.082	0.1160
446	1/16/1993	12:00:00	1.076	0.1143
447	1/25/1995	12:00:00	1.076	0.1142
448	1/16/1993	13:00:00	1.076	0.1141
449	1/11/2005	6:00:00	1.066	0.1112
450	1/11/2005	7:00:00	1.064	0.1108
451	12/10/1984	20:00:00	1.059	0.1092
452	10/19/2004	14:00:00	1.056	0.1085
453	1/10/2005	1:00:00	1.052	0.1072
454	12/4/1974	10:00:00	1.050	0.1066
455	3/28/1979	20:00:00	1.045	0.1053
456	1/15/1993	13:00:00	1.036	0.1027
457	1/7/1993	22:00:00	1.035	0.1025
458	3/12/1986	14:00:00	1.035	0.1023
459	3/12/1986	13:00:00	1.033	0.1018
460	12/25/2003	20:00:00	1.032	0.1016
461	1/7/1993	20:00:00	1.030	0.1009
462	3/2/1983	2:00:00	1.029	0.1007
463	1/9/2005	9:00:00	1.029	0.1006
464	1/12/1995	14:00:00	1.028	0.1004
465	1/13/1993	23:00:00	1.019	0.0980
466	3/12/1986	12:00:00	1.017	0.0973
467	3/16/1986	23:00:00	1.012	0.0959
468	3/25/1994	0:00:00	1.010	0.0954
469	2/22/2005	21:00:00	1.004	0.0937
470	2/22/2005	20:00:00	1.002	0.0930
471	1/7/1993	6:00:00	1.001	0.0930
472	2/14/2008	17:00:00	1.001	0.0928
473	1/7/1993	5:00:00	1.000	0.0925
474	1/14/1993	1:00:00	0.999	0.0923
475	10/20/1979	15:00:00	0.999	0.0922
476	11/24/1984	18:00:00	0.991	0.0900
477	3/25/1998	17:00:00	0.989	0.0896
478	3/26/1998	17:00:00	0.989	0.0896
479	3/30/1998	17:00:00	0.989	0.0896

431	9/25/1986	7:00:00	0.937	0.076
432	1/6/1979	4:00:00	0.937	0.075
433	12/17/2002	17:00:00	0.936	0.075
434	3/1/1991	5:00:00	0.934	0.075
435	3/6/1975	12:00:00	0.921	0.071
436	2/12/2005	2:00:00	0.921	0.071
437	12/25/2003	20:00:00	0.918	0.070
438	1/9/1980	17:00:00	0.914	0.069
439	1/25/1995	12:00:00	0.914	0.069
440	2/28/2006	8:00:00	0.914	0.069
441	1/27/1983	9:00:00	0.911	0.069
442	8/17/1977	4:00:00	0.907	0.068
443	3/1/1991	2:00:00	0.906	0.067
444	2/13/1998	16:00:00	0.902	0.066
445	2/12/2005	7:00:00	0.902	0.066
446	11/25/1985	10:00:00	0.899	0.066
447	12/4/1974	13:00:00	0.897	0.065
448	10/20/1979	16:00:00	0.897	0.065
449	2/28/1978	19:00:00	0.889	0.063
450	10/19/2004	19:00:00	0.886	0.062
451	2/2/1983	15:00:00	0.885	0.062
452	11/25/1985	9:00:00	0.882	0.061
453	12/30/1981	15:00:00	0.878	0.060
454	12/7/2007	9:00:00	0.868	0.058
455	3/30/1998	17:00:00	0.862	0.056
456	3/5/1995	15:00:00	0.862	0.056
457	3/1/1976	19:00:00	0.861	0.056
458	2/28/1991	16:00:00	0.857	0.055
459	2/7/1998	15:00:00	0.842	0.051
460	10/19/2004	14:00:00	0.831	0.049
461	3/4/2005	23:00:00	0.825	0.047
462	1/16/1993	12:00:00	0.821	0.046
463	1/16/1993	13:00:00	0.821	0.046
464	2/2/1983	14:00:00	0.818	0.046
465	10/20/1979	15:00:00	0.817	0.045
466	1/11/2005	6:00:00	0.814	0.045
467	1/11/2005	7:00:00	0.813	0.045
468	1/10/2005	1:00:00	0.805	0.043
469	11/11/1985	13:00:00	0.804	0.042
470	2/17/1997	21:00:00	0.803	0.042
471	3/25/1994	0:00:00	0.803	0.042
472	1/15/1993	13:00:00	0.797	0.041
473	12/29/2004	3:00:00	0.796	0.041
474	1/7/1993	22:00:00	0.793	0.040
475	3/3/1983	9:00:00	0.790	0.039
476	3/3/1983	5:00:00	0.790	0.039
477	1/9/2005	9:00:00	0.790	0.039
478	1/7/1993	20:00:00	0.790	0.039
479	1/12/1995	14:00:00	0.789	0.039

480	12/29/2004	3:00:00	0.989	0.0895
481	1/7/1993	2:00:00	0.985	0.0885
482	3/2/1983	5:00:00	0.983	0.0879
483	11/30/2002	17:00:00	0.983	0.0879
484	1/7/1993	11:00:00	0.982	0.0877
485	11/11/1985	13:00:00	0.981	0.0873
486	11/25/1985	5:00:00	0.977	0.0861
487	12/5/1997	17:00:00	0.976	0.0860
488	1/13/1993	1:00:00	0.975	0.0856
489	1/6/1993	23:00:00	0.973	0.0852
490	1/5/1992	20:00:00	0.972	0.0849
491	1/25/1995	21:00:00	0.971	0.0847
492	1/9/1980	17:00:00	0.968	0.0838
493	3/5/2005	2:00:00	0.962	0.0822
494	1/26/1997	9:00:00	0.961	0.0818
495	1/5/1992	19:00:00	0.958	0.0812
496	3/4/2005	23:00:00	0.958	0.0811
497	11/24/1984	23:00:00	0.955	0.0803
498	11/25/2001	17:00:00	0.955	0.0802
499	12/7/1992	20:00:00	0.954	0.0801
500	4/26/1994	18:00:00	0.953	0.0799
501	2/1/1996	5:00:00	0.947	0.0783
502	1/26/1997	8:00:00	0.945	0.0775
503	2/28/1978	19:00:00	0.944	0.0773
504	1/5/1992	18:00:00	0.941	0.0765
505	2/12/2005	2:00:00	0.939	0.0760
506	2/28/1991	16:00:00	0.932	0.0742
507	12/7/2007	9:00:00	0.924	0.0722
508	1/5/1992	17:00:00	0.919	0.0707
509	1/6/1993	16:00:00	0.913	0.0691
510	2/21/2005	6:00:00	0.913	0.0691
511	12/30/1981	14:00:00	0.912	0.0690
512	12/6/1986	18:00:00	0.912	0.0690
513	1/12/1993	20:00:00	0.908	0.0680
514	8/17/1977	2:00:00	0.899	0.0655
515	11/4/1987	22:00:00	0.897	0.0651
516	1/12/1993	23:00:00	0.893	0.0641
517	1/10/1995	23:00:00	0.889	0.0630
518	2/18/2005	6:00:00	0.883	0.0616
519	1/31/1996	23:00:00	0.878	0.0602
520	2/7/1998	18:00:00	0.874	0.0592
521	2/27/1983	7:00:00	0.870	0.0583
522	2/17/1997	21:00:00	0.869	0.0579
523	4/2/1974	5:00:00	0.867	0.0574
524	2/21/2005	5:00:00	0.860	0.0559
525	4/20/1988	12:00:00	0.853	0.0541
526	12/28/1984	0:00:00	0.851	0.0536
527	12/16/1987	21:00:00	0.849	0.0530
528	1/12/2001	13:00:00	0.842	0.0515

480	3/2/1983	22:00:00	0.787	0.039
481	11/25/1985	5:00:00	0.787	0.038
482	1/13/1993	23:00:00	0.783	0.038
483	3/3/1983	3:00:00	0.783	0.038
484	3/16/1986	23:00:00	0.775	0.036
485	1/14/1993	1:00:00	0.774	0.036
486	1/6/1992	0:00:00	0.773	0.036
487	2/22/2005	21:00:00	0.773	0.035
488	2/22/2005	20:00:00	0.771	0.035
489	3/5/2005	2:00:00	0.771	0.035
490	1/7/1993	6:00:00	0.770	0.035
491	1/7/1993	5:00:00	0.769	0.035
492	12/30/1981	14:00:00	0.763	0.033
493	1/7/1993	11:00:00	0.763	0.033
494	2/27/1991	22:00:00	0.760	0.033
495	1/7/1993	2:00:00	0.760	0.033
496	10/29/1974	6:00:00	0.758	0.032
497	2/11/2003	17:00:00	0.754	0.031
498	1/13/1993	1:00:00	0.754	0.031
499	8/17/1977	2:00:00	0.753	0.031
500	1/6/1993	23:00:00	0.752	0.031
501	1/5/1992	20:00:00	0.751	0.031
502	1/25/1995	21:00:00	0.750	0.030
503	1/5/1992	19:00:00	0.742	0.029
504	1/26/1997	9:00:00	0.741	0.029
505	12/7/1992	20:00:00	0.738	0.028
506	4/26/1994	18:00:00	0.738	0.028
507	4/4/1999	1:00:00	0.737	0.028
508	2/1/1996	5:00:00	0.732	0.027
509	1/26/1997	8:00:00	0.731	0.027
510	1/5/1992	18:00:00	0.731	0.027
511	11/24/1984	23:00:00	0.729	0.026
512	2/15/1992	14:00:00	0.729	0.026
513	2/18/2005	6:00:00	0.728	0.026
514	2/28/1997	1:00:00	0.727	0.026
515	3/12/1986	14:00:00	0.720	0.024
516	1/5/1992	17:00:00	0.717	0.024
517	3/12/1986	13:00:00	0.717	0.024
518	1/6/1993	16:00:00	0.715	0.023
519	2/21/2005	6:00:00	0.714	0.023
520	1/12/1993	23:00:00	0.711	0.023
521	2/8/1983	2:00:00	0.710	0.022
522	3/24/1983	22:00:00	0.710	0.022
523	1/12/1993	20:00:00	0.709	0.022
524	12/16/1987	15:00:00	0.707	0.022
525	1/12/1995	9:00:00	0.701	0.021
526	3/12/1986	12:00:00	0.699	0.020
527	11/4/1987	22:00:00	0.698	0.020
528	1/10/1995	23:00:00	0.694	0.019

529	3/2/1983	21:00:00	0.834	0.0493
530	12/29/1991	18:00:00	0.825	0.0473
531	2/22/2008	8:00:00	0.816	0.0452
532	1/7/2008	6:00:00	0.814	0.0447
533	12/28/1977	9:00:00	0.812	0.0442
534	2/27/1991	22:00:00	0.810	0.0439
535	12/27/1984	20:00:00	0.808	0.0434
536	2/19/2007	17:00:00	0.803	0.0421
537	12/16/1987	19:00:00	0.800	0.0414
538	1/8/1974	4:00:00	0.799	0.0412
539	1/8/1974	5:00:00	0.798	0.0409
540	2/14/1978	0:00:00	0.793	0.0399
541	2/13/1978	23:00:00	0.792	0.0397
542	3/24/1983	22:00:00	0.789	0.0390
543	11/11/1985	12:00:00	0.788	0.0388
544	3/5/1978	12:00:00	0.786	0.0383
545	1/7/1974	19:00:00	0.785	0.0381
546	10/29/1974	6:00:00	0.780	0.0370
547	12/16/1987	15:00:00	0.778	0.0366
548	12/19/1987	18:00:00	0.777	0.0363
549	2/12/2005	14:00:00	0.776	0.0361
550	1/7/1974	16:00:00	0.776	0.0361
551	3/5/1978	6:00:00	0.775	0.0359
552	3/1/1991	12:00:00	0.775	0.0359
553	2/15/1986	11:00:00	0.774	0.0356
554	1/7/1974	15:00:00	0.773	0.0354
555	1/9/2005	8:00:00	0.770	0.0349
556	2/11/1978	13:00:00	0.769	0.0345
557	1/11/2001	6:00:00	0.767	0.0342
558	1/12/1995	9:00:00	0.765	0.0338
559	12/5/2004	16:00:00	0.764	0.0335
560	12/16/1987	18:00:00	0.763	0.0333
561	1/8/1974	7:00:00	0.757	0.0319
562	10/20/2004	17:00:00	0.754	0.0312
563	1/6/1992	0:00:00	0.750	0.0304
564	3/10/1975	18:00:00	0.749	0.0304
565	2/28/2006	10:00:00	0.747	0.0298
566	3/10/1975	17:00:00	0.744	0.0293
567	2/16/1998	16:00:00	0.742	0.0289
568	4/12/1999	4:00:00	0.740	0.0283
569	3/10/1975	16:00:00	0.739	0.0281
570	3/16/1986	0:00:00	0.736	0.0276
571	2/12/2003	16:00:00	0.735	0.0273
572	3/4/1978	22:00:00	0.734	0.0272
573	2/28/2006	1:00:00	0.734	0.0271
574	1/17/1978	2:00:00	0.733	0.0270
575	3/10/1975	15:00:00	0.732	0.0268
576	12/29/1991	17:00:00	0.728	0.0260
577	3/4/1978	21:00:00	0.725	0.0253

529	2/21/2005	5:00:00	0.688	0.018
530	1/31/1996	23:00:00	0.687	0.018
531	1/26/1999	23:00:00	0.686	0.018
532	11/11/1985	12:00:00	0.678	0.016
533	3/2/1983	2:00:00	0.677	0.016
534	1/12/2001	13:00:00	0.677	0.016
535	1/9/2005	0:00:00	0.673	0.016
536	12/28/1984	0:00:00	0.672	0.015
537	4/20/1988	12:00:00	0.671	0.015
538	12/16/1987	21:00:00	0.667	0.015
539	2/7/1998	18:00:00	0.667	0.015
540	1/9/2005	8:00:00	0.664	0.014
541	4/21/1988	20:00:00	0.660	0.013
542	1/3/2005	18:00:00	0.657	0.013
543	12/29/1991	18:00:00	0.649	0.012
544	2/9/1981	0:00:00	0.648	0.011
545	3/1/1976	20:00:00	0.647	0.011
546	1/7/2008	6:00:00	0.646	0.011
547	2/22/2005	7:00:00	0.645	0.011
548	1/5/2008	12:00:00	0.645	0.011
549	2/22/2008	8:00:00	0.644	0.011
550	12/27/1984	20:00:00	0.643	0.011
551	2/22/2005	19:00:00	0.639	0.010
552	1/2/2006	16:00:00	0.635	0.009
553	2/19/2007	17:00:00	0.634	0.009
554	12/16/1987	19:00:00	0.634	0.009
555	11/5/1987	7:00:00	0.633	0.009
556	12/28/1977	9:00:00	0.627	0.008
557	2/18/2005	5:00:00	0.626	0.008
558	2/12/2005	14:00:00	0.623	0.008
559	2/28/2006	1:00:00	0.623	0.008
560	3/6/1980	6:00:00	0.620	0.007
561	1/8/1974	4:00:00	0.619	0.007
562	1/8/1974	5:00:00	0.618	0.007
563	12/19/1987	18:00:00	0.618	0.007
564	2/14/1978	0:00:00	0.614	0.006
565	2/13/1978	23:00:00	0.614	0.006
566	2/15/1986	11:00:00	0.613	0.006
567	2/24/1993	10:00:00	0.613	0.006
568	12/5/2004	16:00:00	0.612	0.006
569	1/7/1974	19:00:00	0.610	0.006
570	12/16/1987	18:00:00	0.610	0.006
571	3/1/1991	12:00:00	0.609	0.006
572	1/7/1974	16:00:00	0.604	0.005
573	2/8/1993	2:00:00	0.603	0.005
574	1/7/1974	15:00:00	0.602	0.005
575	2/11/1978	13:00:00	0.598	0.004
576	1/8/1974	7:00:00	0.598	0.004
577	2/19/1993	21:00:00	0.596	0.004

578	3/13/1996	10:00:00	0.725	0.0253
579	2/19/1993	18:00:00	0.724	0.0252
580	2/20/1980	6:00:00	0.724	0.0251
581	3/10/1975	14:00:00	0.724	0.0251
582	2/22/2005	19:00:00	0.723	0.0250
583	2/15/1992	14:00:00	0.722	0.0248
584	2/2/1983	14:00:00	0.722	0.0247
585	12/26/1977	16:00:00	0.719	0.0241
586	1/17/1978	1:00:00	0.718	0.0239
587	11/24/1978	12:00:00	0.717	0.0238
588	3/1/1991	4:00:00	0.716	0.0236
589	2/19/1993	21:00:00	0.716	0.0235
590	1/9/2005	0:00:00	0.715	0.0234
591	3/1/1976	20:00:00	0.715	0.0233
592	3/11/1975	0:00:00	0.711	0.0225
593	4/21/1988	20:00:00	0.710	0.0224
594	12/16/1987	17:00:00	0.710	0.0224
595	2/11/1978	15:00:00	0.710	0.0223
596	2/2/1983	16:00:00	0.709	0.0222
597	3/1/1991	3:00:00	0.708	0.0221
598	2/19/1980	17:00:00	0.708	0.0220
599	1/15/1978	5:00:00	0.703	0.0211
600	12/26/1977	14:00:00	0.703	0.0211
601	1/5/1974	11:00:00	0.702	0.0209
602	1/17/1978	0:00:00	0.701	0.0208
603	3/10/1975	22:00:00	0.700	0.0205
604	3/6/1980	6:00:00	0.699	0.0203
605	4/18/1995	15:00:00	0.698	0.0201
606	3/1/1981	13:00:00	0.698	0.0201
607	1/5/2008	12:00:00	0.695	0.0195
608	2/15/1986	8:00:00	0.691	0.0189
609	1/5/1974	10:00:00	0.691	0.0189
610	3/10/1975	20:00:00	0.690	0.0186
611	2/21/1980	3:00:00	0.687	0.0181
612	11/24/1978	15:00:00	0.686	0.0180
613	12/26/1977	12:00:00	0.682	0.0172
614	3/25/1994	2:00:00	0.682	0.0172
615	12/19/1987	17:00:00	0.679	0.0166
616	2/22/2005	7:00:00	0.675	0.0160
617	3/5/1981	19:00:00	0.674	0.0157
618	2/8/1983	2:00:00	0.674	0.0157
619	2/13/1978	22:00:00	0.667	0.0146
620	11/5/1987	7:00:00	0.665	0.0141
621	1/8/1974	1:00:00	0.664	0.0140
622	1/18/1979	19:00:00	0.663	0.0139
623	2/20/1980	0:00:00	0.660	0.0134
624	2/7/1978	21:00:00	0.659	0.0132
625	4/18/1981	22:00:00	0.658	0.0131
626	1/6/1978	15:00:00	0.656	0.0127

578	2/28/2006	10:00:00	0.596	0.004
579	4/12/1999	4:00:00	0.595	0.004
580	1/4/2005	3:00:00	0.595	0.004
581	3/2/1983	21:00:00	0.593	0.004
582	10/20/2004	17:00:00	0.593	0.004
583	12/7/1986	14:00:00	0.593	0.004
584	2/19/1993	18:00:00	0.591	0.004
585	3/16/1986	0:00:00	0.591	0.004
586	3/5/1978	12:00:00	0.590	0.004
587	12/29/1991	17:00:00	0.586	0.003
588	3/5/1978	6:00:00	0.584	0.003
589	3/10/1975	18:00:00	0.584	0.003
590	3/13/1996	10:00:00	0.583	0.003
591	3/10/1975	17:00:00	0.580	0.002
592	1/17/1978	2:00:00	0.580	0.002
593	4/10/1998	17:00:00	0.580	0.002
594	2/22/1980	17:00:00	0.578	0.002
595	3/2/1983	5:00:00	0.578	0.002
596	3/10/1975	16:00:00	0.577	0.002
597	12/26/1977	16:00:00	0.575	0.002
598	12/16/1987	17:00:00	0.575	0.002
599	3/10/1975	15:00:00	0.573	0.002
600	1/17/1978	1:00:00	0.573	0.002
601	3/1/1991	4:00:00	0.570	0.002
602	2/11/1978	15:00:00	0.569	0.001
603	3/22/1983	21:00:00	0.569	0.001
604	2/2/1983	16:00:00	0.569	0.001
605	3/10/1975	14:00:00	0.568	0.001
606	3/11/1975	0:00:00	0.567	0.001
607	12/26/1977	14:00:00	0.567	0.001
608	2/20/1980	6:00:00	0.567	0.001
609	3/1/1991	3:00:00	0.565	0.001
610	1/17/1978	0:00:00	0.565	0.001
611	3/4/1978	22:00:00	0.563	0.001
612	3/10/1975	22:00:00	0.561	0.001
613	11/24/1978	12:00:00	0.560	0.001
614	3/4/1978	21:00:00	0.559	0.001
615	2/15/1986	8:00:00	0.557	0.001
616	2/19/1980	17:00:00	0.556	0.001
617	12/26/1977	12:00:00	0.555	0.000
618	3/10/1975	20:00:00	0.555	0.000
619	12/19/1987	17:00:00	0.555	0.000
620	2/27/1983	7:00:00	0.554	0.000
621	1/5/1974	11:00:00	0.553	0.000
622	1/8/1974	1:00:00	0.552	0.000
623	2/13/1978	22:00:00	0.552	0.000
624	3/1/1981	13:00:00	0.551	0.000
625	2/21/1980	3:00:00	0.551	0.000
626	2/16/1998	16:00:00	0.551	0.000

627	2/7/1978	20:00:00	0.655	0.0126
628	2/15/1986	7:00:00	0.655	0.0126
629	3/4/1978	20:00:00	0.653	0.0122
630	1/7/2005	15:00:00	0.653	0.0122
631	1/4/2005	3:00:00	0.652	0.0120
632	2/18/1980	2:00:00	0.651	0.0119
633	1/1/1977	15:00:00	0.648	0.0114
634	1/29/1980	21:00:00	0.648	0.0113
635	2/18/1980	1:00:00	0.645	0.0110
636	12/26/1977	10:00:00	0.643	0.0107
637	3/1/1981	8:00:00	0.643	0.0106
638	1/26/1999	23:00:00	0.642	0.0104
639	3/2/1978	11:00:00	0.639	0.0100
640	1/19/1980	4:00:00	0.637	0.0097
641	4/4/1999	1:00:00	0.633	0.0091
642	1/11/2001	10:00:00	0.633	0.0090
643	2/27/1983	20:00:00	0.632	0.0090
644	1/15/1978	0:00:00	0.628	0.0084
645	2/7/1998	19:00:00	0.627	0.0082
646	2/12/1978	23:00:00	0.626	0.0081
647	3/1/1981	7:00:00	0.625	0.0080
648	1/5/1974	3:00:00	0.625	0.0079
649	2/7/1998	14:00:00	0.625	0.0079
650	2/12/2005	3:00:00	0.624	0.0077
651	3/25/1994	1:00:00	0.621	0.0074
652	3/3/1983	7:00:00	0.618	0.0070
653	11/25/1985	8:00:00	0.618	0.0070
654	3/10/1986	20:00:00	0.618	0.0069
655	3/1/1981	12:00:00	0.617	0.0069
656	3/2/1992	16:00:00	0.617	0.0069
657	1/11/1980	11:00:00	0.617	0.0068
658	1/31/1979	15:00:00	0.616	0.0067
659	1/11/1980	10:00:00	0.616	0.0067
660	3/3/1983	4:00:00	0.613	0.0063
661	1/18/1993	7:00:00	0.613	0.0063
662	3/2/1983	6:00:00	0.612	0.0062
663	1/7/1974	14:00:00	0.612	0.0061
664	1/26/1997	0:00:00	0.611	0.0060
665	3/11/1995	6:00:00	0.610	0.0058
666	3/8/1974	11:00:00	0.609	0.0058
667	2/28/1991	17:00:00	0.608	0.0057
668	3/2/1978	6:00:00	0.608	0.0056
669	11/12/2003	10:00:00	0.607	0.0055
670	3/1/1981	6:00:00	0.607	0.0055
671	1/18/1979	9:00:00	0.606	0.0054
672	2/27/1983	17:00:00	0.606	0.0054
673	1/11/1980	8:00:00	0.606	0.0054
674	12/19/1978	0:00:00	0.606	0.0053
675	1/18/1993	10:00:00	0.605	0.0053

627	1/15/1978	5:00:00	0.551	0.000
628	3/25/1994	2:00:00	0.550	0.000
629	11/24/1978	15:00:00	0.549	0.000
630	1/5/1974	10:00:00	0.547	0.000
631	1/11/2001	10:00:00	0.546	0.000
632	5/11/1998	17:00:00	0.544	0.000

ΣW_{POST} : 174

676	3/4/1983	5:00:00	0.604	0.0051
677	10/19/2004	15:00:00	0.600	0.0047
678	2/8/1976	23:00:00	0.599	0.0045
679	2/9/1976	0:00:00	0.596	0.0042
680	1/16/1993	14:00:00	0.595	0.0040
681	3/8/1974	10:00:00	0.594	0.0039
682	3/22/1983	21:00:00	0.593	0.0038
683	3/8/1975	14:00:00	0.590	0.0035
684	11/23/1973	4:00:00	0.589	0.0033
685	3/1/1976	19:00:00	0.585	0.0030
686	2/8/1976	20:00:00	0.584	0.0029
687	1/16/1993	3:00:00	0.582	0.0027
688	3/5/1995	14:00:00	0.580	0.0025
689	1/11/2001	9:00:00	0.580	0.0025
690	1/15/1993	20:00:00	0.579	0.0024
691	1/1/1977	14:00:00	0.579	0.0023
692	1/3/2005	18:00:00	0.578	0.0022
693	1/15/1993	21:00:00	0.577	0.0021
694	1/15/1993	17:00:00	0.576	0.0021
695	1/7/1992	21:00:00	0.575	0.0020
696	3/8/1974	9:00:00	0.575	0.0020
697	2/8/1976	18:00:00	0.574	0.0019
698	1/15/1993	15:00:00	0.573	0.0018
699	1/15/1993	18:00:00	0.573	0.0017
700	2/3/2008	13:00:00	0.572	0.0017
701	1/10/2005	0:00:00	0.571	0.0016
702	1/10/1978	20:00:00	0.570	0.0016
703	11/24/1978	11:00:00	0.569	0.0014
704	12/29/2004	5:00:00	0.566	0.0012
705	1/29/1980	12:00:00	0.566	0.0012
706	11/2/1974	0:00:00	0.565	0.0011
707	1/11/1980	2:00:00	0.565	0.0011
708	11/24/1978	9:00:00	0.564	0.0010
709	2/18/1980	8:00:00	0.560	0.0008
710	1/14/1978	21:00:00	0.556	0.0005
711	1/7/1993	23:00:00	0.556	0.0005
712	10/10/1986	2:00:00	0.556	0.0005
713	1/7/1993	21:00:00	0.553	0.0004
714	1/14/1993	5:00:00	0.552	0.0003
715	3/26/1991	4:00:00	0.552	0.0003
716	1/7/1993	17:00:00	0.549	0.0002
717	1/14/1993	4:00:00	0.549	0.0002
718	2/18/2005	7:00:00	0.547	0.0001
719	3/1/1978	14:00:00	0.547	0.0001

Equation H.8.1

$$W_t = \sum_{j=1}^n \Delta t_j \cdot (Q^{3m/2} - (0.1Q_2)^{3m/2})^{1.5} Q^m$$

Equation H.8.1

m	0.250	(1/4)
3m/2	0.375	

SUMMARY

(a) ΣW_{PRE} :	273
(b) ΣW_{POST} :	174
(c) $S_{\text{Y}_{\text{RUSLE}}}$:	1.724
(d) $S_{\text{Y}_{\text{NHD}}}$:	N/A

E_p :	0.64	[(b)/(a)]
S_p :	1.72	[(c)]

E_p / S_p :	0.37
---------------	------

$E_p / S_p \leq 1.1$: No Net Impact Achieved.

POC 10B - WORK CALCULATIONS

Work Calculations, Pre-Development Conditions				
Low flow Threshold:		0.543	cfs	
Type of flow:		10% of Q_2		
Notes:				
- Lower limit = upper limit = average flow = Q_{pre} as hourly flows are used.				
- # of bins = # of flow values larger than threshold.				
Bin	Date	Hour	Q_{pre} (cfs)	W_{PRE}
1	1/4/1978	21:00:00	11.369	7.448
2	2/20/1980	19:00:00	10.416	6.687
3	10/22/1976	17:00:00	9.205	5.731
4	10/22/1976	16:00:00	7.681	4.552
5	9/10/1976	10:00:00	7.465	4.388
6	10/31/1987	19:00:00	7.184	4.174
7	2/7/1998	17:00:00	7.165	4.160
8	2/6/1992	20:00:00	6.894	3.956
9	1/9/2005	21:00:00	6.859	3.929
10	1/29/1980	7:00:00	6.542	3.6921
11	2/19/1993	16:00:00	6.484	3.6494
12	2/2/1998	17:00:00	6.308	3.5185
13	10/20/2004	12:00:00	6.035	3.3169
14	2/13/1998	17:00:00	5.919	3.2316
15	10/27/2004	5:00:00	5.820	3.1585
16	10/18/2004	13:00:00	5.807	3.1489
17	3/6/1975	11:00:00	5.771	3.1230
18	3/1/1983	16:00:00	5.454	2.8927
19	1/31/1979	14:00:00	5.434	2.8778
20	1/9/2005	20:00:00	5.403	2.8558
21	3/2/1983	18:00:00	4.970	2.5451
22	2/15/1992	15:00:00	4.866	2.4711
23	2/21/2005	14:00:00	4.831	2.4464
24	10/10/1986	0:00:00	4.795	2.4210
25	8/17/1977	3:00:00	4.670	2.3330
26	4/18/1995	12:00:00	4.587	2.2747
27	12/4/1974	12:00:00	4.583	2.2719
28	3/3/1983	1:00:00	4.486	2.2037
29	1/18/1993	6:00:00	4.476	2.1973
30	12/28/1977	8:00:00	4.435	2.1683
31	1/13/1993	22:00:00	4.402	2.1453
32	2/20/1980	20:00:00	4.366	2.1203
33	3/4/1978	18:00:00	4.316	2.0862
34	4/23/1980	4:00:00	4.307	2.0800
35	2/18/1980	5:00:00	4.293	2.0699
36	2/15/1986	4:00:00	4.271	2.0546
37	1/31/1979	16:00:00	4.253	2.0424
38	1/31/1979	13:00:00	4.206	2.0098
39	2/16/1980	20:00:00	4.204	2.0085
40	2/12/2003	17:00:00	4.138	1.9633

($m = 0.308$)

Work Calculations, Post-Development Conditions				
Low flow Threshold:		0.543	cfs	
Type of flow:		10% of Q_2		
Notes:				
- Duration of flows: 1 hr.				
- Date & hour provide if verification is desired.				
Bin	Date	Hour	Q_{post} (cfs)	W_{POST}
1	1/4/1978	21:00:00	8.370	5.082
2	2/20/1980	19:00:00	7.734	4.593
3	10/22/1976	17:00:00	6.897	3.958
4	10/22/1976	16:00:00	5.785	3.133
5	9/10/1976	10:00:00	5.588	2.990
6	10/31/1987	19:00:00	5.354	2.820
7	2/7/1998	17:00:00	5.319	2.795
8	2/6/1992	20:00:00	5.186	2.699
9	1/9/2005	21:00:00	5.099	2.637
10	1/29/1980	7:00:00	4.883	2.484
11	2/19/1993	16:00:00	4.858	2.465
12	2/2/1998	17:00:00	4.704	2.357
13	10/20/2004	12:00:00	4.503	2.216
14	2/13/1998	17:00:00	4.421	2.158
15	3/6/1975	11:00:00	4.393	2.140
16	10/27/2004	5:00:00	4.391	2.138
17	10/18/2004	13:00:00	4.382	2.131
18	1/31/1979	14:00:00	4.057	1.908
19	1/9/2005	20:00:00	4.023	1.885
20	3/1/1983	16:00:00	3.992	1.863
21	3/2/1983	18:00:00	3.650	1.633
22	2/15/1992	15:00:00	3.630	1.620
23	10/10/1986	0:00:00	3.624	1.615
24	2/21/2005	14:00:00	3.605	1.603
25	8/17/1977	3:00:00	3.528	1.552
26	12/4/1974	12:00:00	3.490	1.527
27	1/18/1993	6:00:00	3.335	1.425
28	4/23/1980	4:00:00	3.329	1.421
29	4/18/1995	12:00:00	3.309	1.408
30	12/28/1977	8:00:00	3.308	1.407
31	3/3/1983	1:00:00	3.295	1.399
32	1/13/1993	22:00:00	3.284	1.392
33	2/20/1980	20:00:00	3.260	1.376
34	3/4/1978	18:00:00	3.225	1.353
35	2/15/1986	4:00:00	3.222	1.351
36	2/18/1980	5:00:00	3.211	1.344
37	1/31/1979	16:00:00	3.181	1.325
38	2/16/1980	20:00:00	3.154	1.308
39	1/31/1979	13:00:00	3.149	1.305
40	1/31/1979	8:00:00	3.039	1.234

41	1/31/1979	8:00:00	4.037	1.8945
42	3/3/1983	6:00:00	4.001	1.8697
43	2/25/2003	17:00:00	3.898	1.7996
44	1/9/1980	13:00:00	3.884	1.7901
45	2/16/1998	17:00:00	3.774	1.7161
46	5/1/1978	5:00:00	3.678	1.6518
47	3/5/2005	0:00:00	3.667	1.6441
48	10/27/2004	14:00:00	3.657	1.6378
49	10/20/2004	16:00:00	3.647	1.6310
50	10/20/2004	15:00:00	3.640	1.6260
51	10/20/2004	13:00:00	3.624	1.6156
52	2/15/1986	6:00:00	3.500	1.5333
53	1/11/2005	4:00:00	3.483	1.5225
54	11/25/1985	7:00:00	3.483	1.5221
55	10/27/2004	8:00:00	3.459	1.5065
56	12/29/2004	4:00:00	3.437	1.4920
57	2/23/2005	4:00:00	3.436	1.4914
58	2/15/1986	5:00:00	3.423	1.4824
59	3/16/1986	21:00:00	3.422	1.4818
60	10/28/1974	12:00:00	3.418	1.4795
61	1/25/1995	19:00:00	3.377	1.4527
62	12/29/2004	2:00:00	3.372	1.4493
63	10/27/2004	7:00:00	3.366	1.4452
64	3/21/1983	5:00:00	3.363	1.4434
65	2/21/2005	11:00:00	3.352	1.4358
66	10/19/2004	8:00:00	3.334	1.4241
67	4/4/2006	23:00:00	3.321	1.4157
68	3/11/1995	4:00:00	3.288	1.3944
69	3/6/1980	5:00:00	3.283	1.3914
70	2/27/1978	22:00:00	3.272	1.3839
71	11/22/1996	3:00:00	3.260	1.3764
72	11/12/2003	7:00:00	3.244	1.3661
73	12/25/2003	19:00:00	3.242	1.3645
74	1/27/2008	2:00:00	3.241	1.3636
75	10/28/1974	11:00:00	3.239	1.3627
76	12/28/1977	13:00:00	3.225	1.3537
77	10/27/2004	6:00:00	3.206	1.3414
78	10/14/2006	0:00:00	3.193	1.3326
79	2/13/1978	11:00:00	3.191	1.3316
80	1/8/1998	17:00:00	3.179	1.3235
81	2/10/1978	6:00:00	3.145	1.3020
82	2/10/1978	5:00:00	3.142	1.2999
83	4/5/2006	7:00:00	3.139	1.2982
84	12/28/2004	22:00:00	3.138	1.2971
85	2/19/1980	22:00:00	3.129	1.2919
86	3/1/1981	14:00:00	3.127	1.2905
87	3/5/1995	20:00:00	3.121	1.2863
88	12/18/1988	14:00:00	3.115	1.2823
89	1/10/1978	8:00:00	3.114	1.2822
90	1/15/1978	4:00:00	3.110	1.2796

41	2/12/2003	17:00:00	2.985	1.200
42	1/9/1980	13:00:00	2.956	1.181
43	3/3/1983	6:00:00	2.939	1.170
44	2/25/2003	17:00:00	2.903	1.148
45	5/1/1978	5:00:00	2.797	1.081
46	2/16/1998	17:00:00	2.792	1.078
47	3/5/2005	0:00:00	2.786	1.074
48	10/27/2004	14:00:00	2.749	1.052
49	10/20/2004	16:00:00	2.734	1.042
50	10/20/2004	15:00:00	2.729	1.039
51	10/20/2004	13:00:00	2.719	1.033
52	3/6/1980	5:00:00	2.680	1.009
53	10/14/2006	0:00:00	2.645	0.987
54	2/15/1986	6:00:00	2.639	0.984
55	11/25/1985	7:00:00	2.632	0.980
56	10/27/2004	8:00:00	2.612	0.967
57	10/28/1974	12:00:00	2.605	0.963
58	12/29/2004	4:00:00	2.603	0.962
59	1/11/2005	4:00:00	2.602	0.961
60	12/25/2003	19:00:00	2.592	0.955
61	2/15/1986	5:00:00	2.587	0.952
62	2/23/2005	4:00:00	2.570	0.942
63	12/29/2004	2:00:00	2.562	0.937
64	3/21/1983	5:00:00	2.560	0.936
65	2/27/1978	22:00:00	2.558	0.934
66	3/16/1986	21:00:00	2.558	0.934
67	10/27/2004	7:00:00	2.550	0.930
68	1/25/1995	19:00:00	2.530	0.917
69	4/4/2006	23:00:00	2.523	0.913
70	10/19/2004	8:00:00	2.523	0.913
71	2/21/2005	11:00:00	2.517	0.910
72	3/11/1995	4:00:00	2.506	0.903
73	12/4/1987	22:00:00	2.499	0.898
74	10/28/1974	11:00:00	2.489	0.892
75	11/22/1996	3:00:00	2.481	0.888
76	11/12/2003	7:00:00	2.469	0.881
77	1/27/2008	2:00:00	2.446	0.867
78	10/27/2004	6:00:00	2.445	0.866
79	12/28/2004	22:00:00	2.417	0.850
80	12/28/1977	13:00:00	2.415	0.848
81	12/23/1982	1:00:00	2.411	0.846
82	2/13/1978	11:00:00	2.393	0.835
83	4/5/2006	7:00:00	2.369	0.821
84	12/18/1988	14:00:00	2.364	0.818
85	2/10/1978	6:00:00	2.360	0.815
86	2/10/1978	5:00:00	2.358	0.814
87	3/5/1995	20:00:00	2.356	0.813
88	2/15/1986	3:00:00	2.351	0.810
89	2/19/1980	22:00:00	2.347	0.808
90	3/1/1981	14:00:00	2.346	0.807

91	2/19/1980	16:00:00	3.104	1.2753
92	2/18/1980	9:00:00	3.093	1.2687
93	10/27/2004	10:00:00	3.087	1.2647
94	3/5/1995	17:00:00	3.070	1.2539
95	2/15/1986	3:00:00	3.070	1.2538
96	1/29/1980	20:00:00	3.057	1.2452
97	12/23/1982	1:00:00	3.056	1.2450
98	1/11/1980	13:00:00	3.049	1.2403
99	2/27/1983	19:00:00	3.048	1.2396
100	1/29/1980	18:00:00	3.039	1.2341
101	12/4/1987	22:00:00	3.036	1.2323
102	3/1/1983	17:00:00	3.033	1.2301
103	3/2/1983	19:00:00	3.033	1.2301
104	3/2/1983	17:00:00	3.032	1.2298
105	3/27/1998	17:00:00	3.032	1.2294
106	2/26/1983	15:00:00	3.026	1.2258
107	3/11/2006	1:00:00	3.021	1.2225
108	2/9/1976	1:00:00	3.021	1.2224
109	1/11/1980	7:00:00	3.010	1.2158
110	2/8/1976	22:00:00	3.010	1.2152
111	2/8/1976	21:00:00	3.005	1.2122
112	11/12/2003	6:00:00	3.003	1.2113
113	1/11/2005	5:00:00	3.000	1.2093
114	2/16/1980	19:00:00	2.982	1.1975
115	1/31/1979	12:00:00	2.974	1.1926
116	2/11/2005	16:00:00	2.958	1.1825
117	12/18/1978	18:00:00	2.951	1.1778
118	3/2/1992	15:00:00	2.932	1.1660
119	1/14/1978	20:00:00	2.925	1.1615
120	2/7/1976	4:00:00	2.905	1.1493
121	2/21/2005	13:00:00	2.890	1.1393
122	1/12/1997	17:00:00	2.888	1.1383
123	12/7/1992	17:00:00	2.855	1.1175
124	2/1/1996	2:00:00	2.849	1.1139
125	11/11/1985	11:00:00	2.847	1.1127
126	2/28/2006	0:00:00	2.842	1.1096
127	3/16/1986	11:00:00	2.839	1.1074
128	2/14/1980	17:00:00	2.822	1.0971
129	2/28/1978	20:00:00	2.802	1.0844
130	1/12/2001	12:00:00	2.763	1.0600
131	12/28/2004	19:00:00	2.747	1.0501
132	11/30/2007	23:00:00	2.719	1.0332
133	1/7/2008	1:00:00	2.705	1.0245
134	1/10/1995	20:00:00	2.697	1.0193
135	12/25/1988	1:00:00	2.696	1.0190
136	11/20/1983	12:00:00	2.691	1.0156
137	1/16/1979	2:00:00	2.678	1.0076
138	2/9/1981	2:00:00	2.667	1.0012
139	10/20/2004	14:00:00	2.664	0.9988
140	1/31/1979	6:00:00	2.643	0.9863

91	1/10/1978	8:00:00	2.340	0.803
92	2/19/1980	16:00:00	2.334	0.800
93	1/15/1978	4:00:00	2.332	0.799
94	10/27/2004	10:00:00	2.329	0.797
95	3/5/1995	17:00:00	2.323	0.794
96	2/18/1980	9:00:00	2.323	0.794
97	3/11/2006	1:00:00	2.316	0.789
98	11/12/2003	6:00:00	2.314	0.788
99	2/11/2005	16:00:00	2.313	0.788
100	1/8/1998	17:00:00	2.306	0.784
101	1/11/1980	13:00:00	2.296	0.778
102	1/29/1980	20:00:00	2.296	0.778
103	1/29/1980	18:00:00	2.285	0.771
104	1/11/1980	7:00:00	2.273	0.764
105	2/9/1976	1:00:00	2.268	0.761
106	2/8/1976	22:00:00	2.260	0.757
107	3/2/1992	15:00:00	2.259	0.756
108	2/8/1976	21:00:00	2.257	0.755
109	2/16/1980	19:00:00	2.252	0.752
110	1/11/2005	5:00:00	2.245	0.748
111	11/11/1985	11:00:00	2.241	0.746
112	1/31/1979	12:00:00	2.240	0.745
113	12/18/1978	18:00:00	2.236	0.743
114	2/28/2006	0:00:00	2.221	0.734
115	3/2/1983	19:00:00	2.218	0.733
116	3/2/1983	17:00:00	2.217	0.732
117	1/12/1997	17:00:00	2.217	0.732
118	3/27/1998	17:00:00	2.215	0.730
119	1/14/1978	20:00:00	2.208	0.726
120	3/1/1983	17:00:00	2.203	0.724
121	2/7/1976	4:00:00	2.195	0.719
122	2/27/1983	19:00:00	2.186	0.714
123	12/28/2004	19:00:00	2.180	0.711
124	2/21/2005	13:00:00	2.171	0.705
125	2/14/1980	17:00:00	2.150	0.693
126	12/7/1992	17:00:00	2.146	0.691
127	2/1/1996	2:00:00	2.141	0.688
128	3/16/1986	11:00:00	2.140	0.687
129	2/28/1978	20:00:00	2.133	0.683
130	2/26/1983	15:00:00	2.107	0.668
131	1/12/2001	12:00:00	2.099	0.664
132	11/30/2007	23:00:00	2.093	0.661
133	1/16/1979	2:00:00	2.062	0.643
134	1/7/2008	1:00:00	2.050	0.636
135	1/10/1995	20:00:00	2.046	0.634
136	12/25/1988	1:00:00	2.040	0.631
137	11/20/1983	12:00:00	2.034	0.627
138	2/9/1981	2:00:00	2.032	0.626
139	1/31/1979	6:00:00	2.025	0.622
140	10/20/2004	14:00:00	2.008	0.613

141	3/13/1996	9:00:00	2.630	0.9783
142	2/19/2007	13:00:00	2.625	0.9752
143	2/8/1994	7:00:00	2.607	0.9644
144	3/5/1995	18:00:00	2.605	0.9628
145	4/15/1976	21:00:00	2.598	0.9585
146	3/6/1980	10:00:00	2.587	0.9519
147	10/10/1986	4:00:00	2.571	0.9422
148	1/6/2008	7:00:00	2.565	0.9384
149	2/27/1983	18:00:00	2.563	0.9372
150	2/14/2001	17:00:00	2.560	0.9355
151	10/27/2004	9:00:00	2.556	0.9330
152	3/18/1983	23:00:00	2.543	0.9253
153	1/17/1990	3:00:00	2.536	0.9210
154	1/18/1993	14:00:00	2.521	0.9119
155	12/25/1988	0:00:00	2.502	0.9007
156	2/5/1978	15:00:00	2.485	0.8901
157	1/9/2005	5:00:00	2.467	0.8796
158	1/4/2005	4:00:00	2.454	0.8716
159	2/23/2004	17:00:00	2.439	0.8623
160	3/15/1986	23:00:00	2.433	0.8587
161	11/11/1978	22:00:00	2.432	0.8583
162	4/28/2005	23:00:00	2.421	0.8515
163	2/14/1995	11:00:00	2.415	0.8482
164	11/25/1985	1:00:00	2.408	0.8440
165	2/21/2005	12:00:00	2.401	0.8398
166	9/10/1976	9:00:00	2.401	0.8397
167	2/8/1983	6:00:00	2.391	0.8339
168	1/29/1983	1:00:00	2.385	0.8301
169	11/25/1983	0:00:00	2.356	0.8130
170	2/13/1992	6:00:00	2.352	0.8106
171	1/4/1974	20:00:00	2.343	0.8054
172	3/5/2005	1:00:00	2.333	0.7993
173	10/28/1974	13:00:00	2.326	0.7955
174	12/18/1984	18:00:00	2.324	0.7941
175	12/7/1992	14:00:00	2.307	0.7845
176	3/24/1998	17:00:00	2.293	0.7758
177	2/14/1995	10:00:00	2.290	0.7741
178	1/27/1983	11:00:00	2.262	0.7578
179	2/5/1976	2:00:00	2.252	0.7518
180	3/19/1981	23:00:00	2.218	0.7324
181	3/1/1991	9:00:00	2.208	0.7262
182	4/20/1988	9:00:00	2.205	0.7248
183	3/1/1991	7:00:00	2.193	0.7178
184	5/9/1977	0:00:00	2.183	0.7119
185	11/8/2004	1:00:00	2.181	0.7111
186	12/9/1996	19:00:00	2.176	0.7078
187	12/18/1984	16:00:00	2.163	0.7004
188	2/19/1993	17:00:00	2.153	0.6946
189	3/11/2006	3:00:00	2.142	0.6886
190	3/5/1995	19:00:00	2.137	0.6858

141	2/8/1994	7:00:00	2.003	0.610
142	3/13/1996	9:00:00	1.996	0.606
143	2/19/2007	13:00:00	1.991	0.603
144	4/15/1976	21:00:00	1.985	0.600
145	3/5/1995	18:00:00	1.977	0.595
146	3/6/1980	10:00:00	1.974	0.594
147	3/18/1983	23:00:00	1.974	0.593
148	1/6/2008	7:00:00	1.963	0.587
149	10/10/1986	4:00:00	1.957	0.584
150	10/27/2004	9:00:00	1.939	0.574
151	1/17/1990	3:00:00	1.936	0.573
152	12/25/1988	0:00:00	1.927	0.567
153	4/28/2005	23:00:00	1.919	0.563
154	2/5/1978	15:00:00	1.916	0.562
155	11/25/1985	1:00:00	1.915	0.561
156	1/18/1993	14:00:00	1.895	0.550
157	11/11/1978	22:00:00	1.885	0.545
158	3/15/1986	23:00:00	1.882	0.543
159	9/10/1976	9:00:00	1.881	0.543
160	11/25/1983	0:00:00	1.870	0.536
161	2/14/1995	11:00:00	1.864	0.533
162	1/4/1974	20:00:00	1.855	0.528
163	1/9/2005	5:00:00	1.855	0.528
164	1/4/2005	4:00:00	1.845	0.523
165	2/23/2004	17:00:00	1.826	0.512
166	2/27/1983	18:00:00	1.825	0.512
167	2/8/1983	6:00:00	1.819	0.508
168	2/21/2005	12:00:00	1.810	0.504
169	1/29/1983	1:00:00	1.810	0.504
170	2/14/1995	10:00:00	1.800	0.498
171	3/5/2005	1:00:00	1.790	0.493
172	10/28/1974	13:00:00	1.788	0.492
173	2/13/1992	6:00:00	1.782	0.489
174	11/8/2004	1:00:00	1.776	0.485
175	2/5/1976	2:00:00	1.775	0.485
176	12/18/1984	18:00:00	1.759	0.476
177	3/19/1981	23:00:00	1.751	0.472
178	12/7/1992	14:00:00	1.747	0.470
179	1/14/1990	4:00:00	1.734	0.463
180	12/9/1996	19:00:00	1.726	0.459
181	2/14/2001	17:00:00	1.721	0.457
182	1/27/1983	11:00:00	1.713	0.452
183	1/28/1980	22:00:00	1.700	0.446
184	11/21/2004	8:00:00	1.700	0.445
185	5/9/1977	0:00:00	1.691	0.441
186	4/20/1988	9:00:00	1.687	0.439
187	3/1/1991	9:00:00	1.670	0.430
188	12/18/1984	16:00:00	1.668	0.429
189	1/6/1979	3:00:00	1.666	0.428
190	3/1/1991	7:00:00	1.661	0.425

191	12/27/1984	19:00:00	2.132	0.6829
192	3/22/2005	23:00:00	2.107	0.6686
193	11/20/1983	11:00:00	2.104	0.6668
194	1/28/1980	22:00:00	2.087	0.6571
195	4/5/2006	2:00:00	2.084	0.6553
196	2/19/2007	12:00:00	2.082	0.6542
197	3/5/1995	16:00:00	2.080	0.6533
198	1/14/1990	4:00:00	2.075	0.6504
199	12/17/2002	17:00:00	2.073	0.6493
200	2/27/1983	6:00:00	2.071	0.6479
201	10/19/2004	16:00:00	2.067	0.6458
202	2/23/1998	17:00:00	2.061	0.6424
203	2/26/2004	17:00:00	2.061	0.6424
204	9/25/1986	6:00:00	2.056	0.6395
205	12/29/1976	14:00:00	2.054	0.6386
206	1/16/1993	11:00:00	2.043	0.6323
207	1/16/1993	10:00:00	2.043	0.6319
208	1/16/1993	9:00:00	2.041	0.6310
209	1/11/2005	8:00:00	2.034	0.6270
210	1/11/2005	3:00:00	2.029	0.6245
211	1/6/1979	3:00:00	2.028	0.6235
212	1/15/1993	16:00:00	2.022	0.6203
213	1/15/1993	14:00:00	2.019	0.6185
214	1/28/2005	17:00:00	2.018	0.6183
215	1/8/1993	0:00:00	2.007	0.6121
216	3/2/1992	17:00:00	2.004	0.6102
217	3/11/1975	14:00:00	2.002	0.6090
218	1/8/1974	3:00:00	2.001	0.6086
219	12/3/1983	17:00:00	1.997	0.6064
220	2/13/1978	13:00:00	1.995	0.6051
221	11/12/2003	9:00:00	1.993	0.6039
222	1/7/1974	18:00:00	1.986	0.6004
223	2/13/1978	0:00:00	1.986	0.6004
224	3/5/1978	8:00:00	1.985	0.5996
225	2/8/1983	7:00:00	1.977	0.5954
226	2/23/2005	1:00:00	1.976	0.5944
227	1/7/1993	4:00:00	1.963	0.5876
228	1/7/1993	3:00:00	1.959	0.5852
229	1/17/1978	3:00:00	1.956	0.5838
230	3/12/1978	2:00:00	1.951	0.5809
231	1/11/2001	8:00:00	1.951	0.5805
232	2/21/1980	5:00:00	1.946	0.5782
233	1/7/1993	0:00:00	1.946	0.5779
234	3/12/1978	1:00:00	1.944	0.5771
235	2/21/1980	1:00:00	1.938	0.5738
236	12/4/1974	11:00:00	1.938	0.5734
237	11/24/1978	13:00:00	1.937	0.5732
238	3/12/1978	0:00:00	1.936	0.5727
239	2/20/1980	18:00:00	1.930	0.5692
240	3/11/1986	2:00:00	1.930	0.5691

191	3/11/2006	3:00:00	1.653	0.421
192	2/19/1993	17:00:00	1.651	0.420
193	12/27/1984	19:00:00	1.649	0.419
194	1/28/2005	17:00:00	1.632	0.410
195	3/5/1995	19:00:00	1.630	0.409
196	11/23/1973	0:00:00	1.629	0.409
197	12/3/1983	17:00:00	1.620	0.404
198	11/20/1983	11:00:00	1.610	0.399
199	12/29/1976	14:00:00	1.608	0.398
200	3/22/2005	23:00:00	1.607	0.397
201	2/19/2007	12:00:00	1.596	0.392
202	9/25/1986	6:00:00	1.594	0.391
203	3/5/1995	16:00:00	1.594	0.390
204	4/5/2006	2:00:00	1.589	0.388
205	10/19/2004	16:00:00	1.573	0.380
206	12/4/1974	11:00:00	1.553	0.370
207	3/2/1992	17:00:00	1.551	0.369
208	2/23/1998	17:00:00	1.550	0.369
209	2/26/2004	17:00:00	1.550	0.369
210	1/11/2001	8:00:00	1.539	0.363
211	1/16/1993	11:00:00	1.536	0.362
212	1/16/1993	10:00:00	1.536	0.361
213	1/16/1993	9:00:00	1.535	0.361
214	11/12/2003	9:00:00	1.530	0.358
215	1/11/2005	8:00:00	1.530	0.358
216	1/11/2005	3:00:00	1.527	0.357
217	1/15/1993	16:00:00	1.522	0.355
218	1/15/1993	14:00:00	1.520	0.354
219	1/8/1993	0:00:00	1.511	0.349
220	1/8/1974	3:00:00	1.509	0.348
221	3/11/1975	14:00:00	1.506	0.347
222	2/13/1978	13:00:00	1.504	0.346
223	1/7/1974	18:00:00	1.500	0.343
224	2/13/1978	0:00:00	1.498	0.343
225	2/8/1983	7:00:00	1.494	0.341
226	1/4/1987	19:00:00	1.494	0.341
227	2/23/2005	1:00:00	1.491	0.339
228	1/7/1993	4:00:00	1.482	0.335
229	1/17/1978	3:00:00	1.482	0.335
230	1/7/1993	3:00:00	1.480	0.333
231	3/5/1978	8:00:00	1.479	0.333
232	2/21/1980	5:00:00	1.471	0.329
233	1/7/1993	0:00:00	1.471	0.329
234	2/21/1980	1:00:00	1.467	0.327
235	11/24/1978	13:00:00	1.462	0.325
236	11/25/1985	4:00:00	1.462	0.325
237	2/20/1980	18:00:00	1.461	0.325
238	9/3/1976	17:00:00	1.458	0.323
239	3/12/1978	2:00:00	1.455	0.322
240	2/10/1978	4:00:00	1.454	0.321

241	11/23/1973	0:00:00	1.929	0.5688
242	3/5/1978	5:00:00	1.925	0.5663
243	2/22/1998	17:00:00	1.921	0.5641
244	1/15/1978	6:00:00	1.917	0.5621
245	2/10/1978	4:00:00	1.916	0.5615
246	2/1/1996	4:00:00	1.906	0.5558
247	3/24/1983	4:00:00	1.903	0.5546
248	3/16/1986	17:00:00	1.902	0.5536
249	3/2/1981	2:00:00	1.889	0.5467
250	1/15/1978	3:00:00	1.889	0.5465
251	11/25/1985	4:00:00	1.880	0.5416
252	3/5/1978	16:00:00	1.879	0.5412
253	1/4/1987	19:00:00	1.879	0.5410
254	1/7/1993	16:00:00	1.877	0.5398
255	1/15/1978	2:00:00	1.876	0.5396
256	2/18/1980	6:00:00	1.875	0.5392
257	2/11/1978	12:00:00	1.873	0.5380
258	1/16/1978	23:00:00	1.863	0.5324
259	1/15/1978	1:00:00	1.861	0.5311
260	2/18/1980	4:00:00	1.859	0.5302
261	2/7/1978	19:00:00	1.854	0.5277
262	1/29/1980	23:00:00	1.854	0.5274
263	1/11/2005	2:00:00	1.852	0.5263
264	1/18/1979	18:00:00	1.844	0.5220
265	1/29/1980	19:00:00	1.840	0.5198
266	1/27/1983	13:00:00	1.838	0.5187
267	12/19/1978	9:00:00	1.836	0.5180
268	1/6/1992	12:00:00	1.834	0.5170
269	1/11/1980	12:00:00	1.833	0.5160
270	11/24/1978	7:00:00	1.832	0.5157
271	3/2/1978	10:00:00	1.830	0.5147
272	1/31/1996	22:00:00	1.821	0.5095
273	3/11/1978	23:00:00	1.816	0.5071
274	1/11/1980	9:00:00	1.816	0.5068
275	4/20/1983	12:00:00	1.810	0.5040
276	1/5/1974	2:00:00	1.810	0.5040
277	2/9/1976	3:00:00	1.809	0.5034
278	12/20/2002	17:00:00	1.799	0.4980
279	1/19/1980	3:00:00	1.799	0.4977
280	1/29/1980	13:00:00	1.791	0.4938
281	3/11/2006	13:00:00	1.791	0.4938
282	1/3/2005	10:00:00	1.787	0.4914
283	12/7/1992	13:00:00	1.786	0.4907
284	2/8/1976	19:00:00	1.785	0.4903
285	1/5/1974	1:00:00	1.783	0.4893
286	12/18/1978	23:00:00	1.779	0.4869
287	4/20/1983	11:00:00	1.773	0.4842
288	1/13/1993	21:00:00	1.773	0.4839
289	11/4/1987	23:00:00	1.767	0.4810
290	3/24/1994	23:00:00	1.761	0.4778

241	2/22/1998	17:00:00	1.452	0.320
242	3/12/1978	1:00:00	1.450	0.319
243	3/24/1983	4:00:00	1.450	0.319
244	3/16/1986	17:00:00	1.449	0.319
245	1/15/1978	6:00:00	1.449	0.319
246	3/5/1978	5:00:00	1.449	0.318
247	1/7/1993	16:00:00	1.448	0.318
248	3/2/1981	2:00:00	1.446	0.317
249	2/11/1978	12:00:00	1.445	0.317
250	3/12/1978	0:00:00	1.444	0.316
251	2/1/1996	4:00:00	1.441	0.315
252	1/16/1978	23:00:00	1.437	0.313
253	1/11/2005	2:00:00	1.430	0.309
254	1/15/1978	3:00:00	1.430	0.309
255	3/5/1978	16:00:00	1.423	0.306
256	2/18/1980	6:00:00	1.423	0.306
257	1/15/1978	2:00:00	1.421	0.305
258	1/6/1992	12:00:00	1.418	0.304
259	2/18/1980	4:00:00	1.414	0.302
260	2/7/1978	19:00:00	1.411	0.300
261	1/15/1978	1:00:00	1.411	0.300
262	1/18/1979	18:00:00	1.410	0.300
263	1/29/1980	23:00:00	1.408	0.299
264	12/19/1978	9:00:00	1.401	0.295
265	1/11/1980	12:00:00	1.398	0.294
266	1/29/1980	19:00:00	1.397	0.294
267	1/27/1983	13:00:00	1.396	0.293
268	11/24/1978	7:00:00	1.394	0.292
269	3/2/1978	10:00:00	1.394	0.292
270	2/27/1983	6:00:00	1.391	0.291
271	1/11/1980	9:00:00	1.387	0.289
272	1/31/1996	22:00:00	1.387	0.289
273	3/24/1994	23:00:00	1.384	0.287
274	1/19/1980	3:00:00	1.384	0.287
275	1/13/1993	21:00:00	1.381	0.286
276	3/11/1978	23:00:00	1.381	0.286
277	4/20/1983	12:00:00	1.379	0.285
278	3/11/2006	13:00:00	1.379	0.285
279	1/5/1974	2:00:00	1.378	0.285
280	2/9/1976	3:00:00	1.373	0.282
281	12/18/1978	23:00:00	1.367	0.279
282	8/17/1977	1:00:00	1.366	0.279
283	12/7/1992	13:00:00	1.365	0.279
284	12/20/2002	17:00:00	1.364	0.278
285	1/29/1980	13:00:00	1.364	0.278
286	1/3/2005	10:00:00	1.363	0.278
287	1/5/1974	1:00:00	1.360	0.276
288	2/27/1996	23:00:00	1.357	0.274
289	4/20/1983	11:00:00	1.356	0.274
290	2/8/1976	19:00:00	1.356	0.274

291	2/12/2005	16:00:00	1.761	0.4774
292	1/11/1980	1:00:00	1.758	0.4759
293	1/5/1974	0:00:00	1.748	0.4705
294	2/19/2007	16:00:00	1.748	0.4705
295	2/8/1994	8:00:00	1.745	0.4691
296	2/8/1993	21:00:00	1.739	0.4662
297	3/1/1978	11:00:00	1.737	0.4647
298	3/1/1991	10:00:00	1.730	0.4613
299	2/7/1976	5:00:00	1.729	0.4606
300	1/29/1980	9:00:00	1.728	0.4600
301	11/23/1973	3:00:00	1.720	0.4558
302	1/5/1978	22:00:00	1.720	0.4557
303	3/1/1978	9:00:00	1.718	0.4546
304	3/1/1991	8:00:00	1.717	0.4542
305	2/7/1998	16:00:00	1.715	0.4535
306	1/31/1979	10:00:00	1.707	0.4493
307	2/20/1980	5:00:00	1.707	0.4491
308	3/1/1978	8:00:00	1.706	0.4487
309	2/22/2008	7:00:00	1.699	0.4449
310	1/4/1974	23:00:00	1.698	0.4446
311	2/27/1996	23:00:00	1.698	0.4444
312	3/5/1995	22:00:00	1.695	0.4427
313	3/1/1978	7:00:00	1.694	0.4423
314	12/5/2004	15:00:00	1.693	0.4417
315	2/12/2005	8:00:00	1.689	0.4394
316	3/5/1995	21:00:00	1.683	0.4363
317	2/11/2003	17:00:00	1.680	0.4348
318	4/14/1998	17:00:00	1.675	0.4324
319	1/12/1993	19:00:00	1.670	0.4300
320	1/31/1979	9:00:00	1.669	0.4293
321	3/10/1980	18:00:00	1.665	0.4271
322	2/6/1976	7:00:00	1.662	0.4255
323	1/29/1980	5:00:00	1.652	0.4206
324	1/12/1993	16:00:00	1.652	0.4203
325	12/6/1998	7:00:00	1.649	0.4188
326	11/21/2004	8:00:00	1.648	0.4181
327	3/11/1995	7:00:00	1.639	0.4137
328	3/1/1978	6:00:00	1.621	0.4045
329	4/7/1978	5:00:00	1.621	0.4044
330	1/29/1980	4:00:00	1.620	0.4038
331	3/28/1979	21:00:00	1.613	0.4006
332	11/4/1987	19:00:00	1.613	0.4003
333	3/5/1981	18:00:00	1.604	0.3958
334	2/5/1978	18:00:00	1.594	0.3907
335	12/17/1978	23:00:00	1.593	0.3902
336	8/17/1977	1:00:00	1.590	0.3889
337	1/9/1978	19:00:00	1.590	0.3886
338	3/12/1995	0:00:00	1.581	0.3842
339	10/19/2004	18:00:00	1.580	0.3834
340	3/2/1983	16:00:00	1.577	0.3822

291	1/11/1980	1:00:00	1.352	0.272
292	2/12/2005	16:00:00	1.350	0.271
293	3/2/1992	10:00:00	1.347	0.270
294	2/8/1994	8:00:00	1.345	0.269
295	2/8/1993	21:00:00	1.340	0.267
296	11/4/1987	23:00:00	1.339	0.266
297	2/20/1980	5:00:00	1.338	0.266
298	1/5/1974	0:00:00	1.337	0.265
299	2/19/2007	16:00:00	1.335	0.264
300	3/1/1978	11:00:00	1.331	0.262
301	12/6/1998	7:00:00	1.325	0.260
302	1/12/1993	19:00:00	1.323	0.259
303	1/29/1980	9:00:00	1.323	0.259
304	11/23/1973	3:00:00	1.320	0.257
305	3/1/1978	9:00:00	1.318	0.257
306	2/7/1976	5:00:00	1.318	0.257
307	3/11/1986	2:00:00	1.317	0.256
308	3/1/1991	10:00:00	1.317	0.256
309	3/1/1978	8:00:00	1.311	0.253
310	1/31/1979	10:00:00	1.308	0.252
311	3/1/1991	8:00:00	1.308	0.252
312	2/22/2008	7:00:00	1.306	0.251
313	12/5/2004	15:00:00	1.305	0.250
314	1/4/1974	23:00:00	1.304	0.250
315	3/1/1978	7:00:00	1.303	0.250
316	2/12/2005	8:00:00	1.302	0.249
317	3/5/1995	22:00:00	1.299	0.248
318	3/5/1981	18:00:00	1.297	0.247
319	3/5/1995	21:00:00	1.291	0.244
320	2/7/1998	16:00:00	1.290	0.244
321	4/14/1998	17:00:00	1.290	0.244
322	3/10/1980	18:00:00	1.284	0.241
323	1/31/1979	9:00:00	1.283	0.240
324	1/12/1993	16:00:00	1.277	0.238
325	1/5/1978	22:00:00	1.276	0.237
326	2/6/1976	7:00:00	1.276	0.237
327	1/29/1980	5:00:00	1.271	0.235
328	3/1/1978	6:00:00	1.267	0.233
329	4/2/1974	6:00:00	1.266	0.233
330	3/28/1979	21:00:00	1.265	0.232
331	3/11/1995	7:00:00	1.261	0.231
332	3/24/1998	17:00:00	1.260	0.230
333	3/12/1995	0:00:00	1.259	0.230
334	1/31/1996	21:00:00	1.259	0.230
335	12/17/1978	23:00:00	1.254	0.227
336	2/7/1978	18:00:00	1.253	0.227
337	4/7/1978	5:00:00	1.251	0.226
338	1/9/1978	19:00:00	1.251	0.226
339	10/31/1987	18:00:00	1.251	0.226
340	1/29/1980	4:00:00	1.250	0.225

341	11/24/1978	3:00:00	1.576	0.3813
342	2/7/1978	18:00:00	1.564	0.3754
343	1/31/1996	21:00:00	1.553	0.3702
344	10/31/1987	18:00:00	1.552	0.3696
345	12/29/2004	6:00:00	1.550	0.3683
346	4/2/1974	6:00:00	1.549	0.3679
347	1/31/1979	7:00:00	1.545	0.3657
348	12/19/1978	7:00:00	1.543	0.3651
349	3/1/1983	15:00:00	1.542	0.3647
350	1/15/1993	19:00:00	1.542	0.3644
351	1/29/1980	2:00:00	1.533	0.3598
352	1/9/2005	23:00:00	1.529	0.3577
353	3/5/1995	13:00:00	1.514	0.3504
354	9/3/1976	17:00:00	1.513	0.3501
355	1/4/1974	21:00:00	1.509	0.3482
356	2/20/1993	7:00:00	1.502	0.3446
357	3/16/1986	22:00:00	1.493	0.3402
358	4/5/2006	1:00:00	1.492	0.3396
359	1/7/1993	8:00:00	1.490	0.3385
360	2/22/2005	22:00:00	1.490	0.3385
361	2/14/1995	12:00:00	1.484	0.3358
362	3/2/1992	10:00:00	1.484	0.3355
363	1/29/1983	2:00:00	1.482	0.3349
364	1/5/1992	15:00:00	1.476	0.3315
365	1/18/1979	8:00:00	1.475	0.3315
366	3/5/1995	12:00:00	1.475	0.3314
367	1/14/1978	19:00:00	1.475	0.3310
368	1/25/1995	23:00:00	1.468	0.3279
369	3/1/1981	5:00:00	1.456	0.3218
370	3/10/1986	21:00:00	1.454	0.3208
371	1/6/1993	22:00:00	1.450	0.3190
372	12/11/1984	11:00:00	1.445	0.3164
373	2/8/1976	17:00:00	1.440	0.3142
374	2/5/1976	17:00:00	1.438	0.3133
375	12/11/1984	10:00:00	1.434	0.3113
376	3/26/1991	3:00:00	1.421	0.3051
377	12/27/1984	4:00:00	1.420	0.3047
378	5/2/1980	0:00:00	1.420	0.3045
379	11/24/1984	22:00:00	1.418	0.3038
380	2/1/1996	3:00:00	1.412	0.3008
381	1/7/2005	14:00:00	1.409	0.2992
382	2/21/2005	7:00:00	1.404	0.2968
383	1/14/1990	5:00:00	1.399	0.2947
384	12/18/1984	19:00:00	1.383	0.2870
385	1/5/1992	16:00:00	1.372	0.2816
386	12/7/1992	15:00:00	1.366	0.2791
387	2/28/2006	2:00:00	1.365	0.2783
388	1/6/1993	14:00:00	1.359	0.2758
389	1/26/1997	3:00:00	1.354	0.2731
390	1/27/2008	3:00:00	1.350	0.2713

341	3/6/1994	21:00:00	1.243	0.222
342	12/19/1978	7:00:00	1.241	0.222
343	11/4/1987	19:00:00	1.238	0.220
344	2/5/1978	18:00:00	1.235	0.219
345	1/7/2005	14:00:00	1.228	0.216
346	2/20/1993	7:00:00	1.222	0.213
347	11/24/1978	3:00:00	1.221	0.213
348	10/19/2004	18:00:00	1.219	0.212
349	1/5/1992	15:00:00	1.208	0.207
350	1/18/1979	8:00:00	1.206	0.206
351	12/29/2004	6:00:00	1.204	0.205
352	1/31/1979	7:00:00	1.201	0.204
353	3/1/1981	5:00:00	1.197	0.202
354	1/29/1980	2:00:00	1.193	0.200
355	1/14/1978	19:00:00	1.190	0.199
356	2/8/1976	17:00:00	1.184	0.197
357	3/5/1995	13:00:00	1.183	0.196
358	1/4/1974	21:00:00	1.182	0.196
359	2/14/1995	12:00:00	1.171	0.191
360	4/5/2006	1:00:00	1.170	0.191
361	1/15/1993	19:00:00	1.167	0.189
362	5/2/1980	0:00:00	1.161	0.187
363	3/5/1995	12:00:00	1.159	0.186
364	1/9/2005	23:00:00	1.159	0.186
365	2/5/1976	17:00:00	1.149	0.182
366	3/2/1983	16:00:00	1.141	0.178
367	1/14/1990	5:00:00	1.134	0.175
368	3/26/1991	3:00:00	1.133	0.175
369	2/22/2005	22:00:00	1.132	0.175
370	1/7/1993	8:00:00	1.131	0.174
371	3/16/1986	22:00:00	1.131	0.174
372	12/27/1984	3:00:00	1.126	0.172
373	1/29/1983	2:00:00	1.126	0.172
374	3/8/1975	13:00:00	1.126	0.172
375	12/27/1984	4:00:00	1.119	0.169
376	1/25/1995	23:00:00	1.116	0.168
377	1/11/2001	7:00:00	1.110	0.165
378	1/6/1993	22:00:00	1.106	0.164
379	4/18/1981	22:00:00	1.103	0.163
380	12/11/1984	11:00:00	1.101	0.162
381	4/20/1983	10:00:00	1.100	0.161
382	3/1/1983	15:00:00	1.096	0.160
383	4/29/1980	1:00:00	1.096	0.160
384	12/11/1984	10:00:00	1.094	0.159
385	1/10/1980	12:00:00	1.092	0.158
386	2/1/1996	3:00:00	1.077	0.152
387	2/28/2006	2:00:00	1.077	0.152
388	2/21/2005	7:00:00	1.076	0.152
389	11/24/1984	22:00:00	1.076	0.151
390	12/4/1974	10:00:00	1.074	0.151

391	3/8/1975	13:00:00	1.343	0.2679
392	1/11/2001	7:00:00	1.342	0.2676
393	2/2/1998	16:00:00	1.326	0.2604
394	12/18/1984	17:00:00	1.318	0.2565
395	1/10/1995	21:00:00	1.316	0.2554
396	4/20/1983	10:00:00	1.298	0.2473
397	4/29/1980	1:00:00	1.295	0.2460
398	12/17/1987	7:00:00	1.286	0.2417
399	1/10/1980	12:00:00	1.281	0.2397
400	1/7/2008	3:00:00	1.272	0.2357
401	11/29/1985	15:00:00	1.269	0.2340
402	12/11/1984	8:00:00	1.267	0.2331
403	10/27/2004	15:00:00	1.265	0.2324
404	3/1/1991	11:00:00	1.252	0.2267
405	1/7/2008	5:00:00	1.251	0.2261
406	3/6/1994	21:00:00	1.248	0.2247
407	11/1/1974	23:00:00	1.245	0.2236
408	2/12/2005	11:00:00	1.242	0.2221
409	2/5/1976	3:00:00	1.222	0.2131
410	3/1/1991	6:00:00	1.217	0.2111
411	12/27/1984	3:00:00	1.210	0.2079
412	2/15/1986	9:00:00	1.210	0.2078
413	3/1/1991	5:00:00	1.208	0.2072
414	3/26/1975	4:00:00	1.205	0.2058
415	1/17/1993	5:00:00	1.190	0.1993
416	9/25/1986	7:00:00	1.178	0.1941
417	3/6/1980	8:00:00	1.175	0.1929
418	2/28/2006	8:00:00	1.166	0.1889
419	1/27/1983	9:00:00	1.166	0.1889
420	3/1/1991	2:00:00	1.159	0.1859
421	3/20/1981	5:00:00	1.150	0.1821
422	11/25/1985	10:00:00	1.148	0.1812
423	2/13/1998	16:00:00	1.144	0.1794
424	10/19/2004	19:00:00	1.142	0.1788
425	8/17/1977	4:00:00	1.136	0.1764
426	2/2/1983	15:00:00	1.129	0.1735
427	1/6/1979	4:00:00	1.126	0.1722
428	11/25/1985	9:00:00	1.123	0.1707
429	10/20/1979	16:00:00	1.121	0.1701
430	2/12/2005	7:00:00	1.118	0.1688
431	2/7/1998	15:00:00	1.109	0.1651
432	3/6/1975	12:00:00	1.108	0.1648
433	2/28/1983	2:00:00	1.100	0.1613
434	12/30/1981	15:00:00	1.098	0.1605
435	2/6/1976	2:00:00	1.097	0.1601
436	3/2/1983	22:00:00	1.095	0.1590
437	3/3/1983	5:00:00	1.094	0.1588
438	12/4/1974	13:00:00	1.093	0.1582
439	3/3/1983	9:00:00	1.092	0.1581
440	9/25/1986	5:00:00	1.089	0.1567

391	11/1/1974	23:00:00	1.073	0.150
392	12/18/1984	19:00:00	1.061	0.145
393	1/5/1992	16:00:00	1.056	0.144
394	1/6/1993	14:00:00	1.052	0.142
395	3/26/1975	4:00:00	1.049	0.141
396	3/13/1996	2:00:00	1.049	0.141
397	12/7/1992	15:00:00	1.049	0.141
398	1/27/2008	3:00:00	1.041	0.137
399	1/26/1997	3:00:00	1.037	0.136
400	2/17/1997	20:00:00	1.031	0.134
401	2/2/1998	16:00:00	1.023	0.131
402	12/6/1986	18:00:00	1.020	0.129
403	12/18/1984	17:00:00	1.018	0.129
404	12/17/1987	7:00:00	1.018	0.129
405	1/10/1995	21:00:00	1.014	0.127
406	11/24/1984	18:00:00	1.014	0.127
407	12/11/1984	8:00:00	1.011	0.126
408	2/14/2008	17:00:00	1.006	0.124
409	3/20/1981	5:00:00	1.002	0.123
410	3/28/1979	10:00:00	1.000	0.122
411	3/10/1986	21:00:00	0.996	0.120
412	9/25/1986	5:00:00	0.992	0.119
413	12/10/1984	20:00:00	0.990	0.118
414	1/7/2008	3:00:00	0.988	0.117
415	11/29/1985	15:00:00	0.987	0.117
416	1/17/1993	5:00:00	0.985	0.116
417	12/7/1992	11:00:00	0.984	0.116
418	1/7/2008	5:00:00	0.980	0.114
419	2/5/1976	3:00:00	0.980	0.114
420	10/27/2004	15:00:00	0.977	0.113
421	2/12/2005	11:00:00	0.968	0.110
422	3/28/1979	20:00:00	0.967	0.109
423	3/20/1992	16:00:00	0.966	0.109
424	3/1/1991	11:00:00	0.963	0.108
425	2/6/1976	2:00:00	0.956	0.105
426	4/2/1974	5:00:00	0.953	0.104
427	1/11/2001	6:00:00	0.950	0.103
428	3/6/1980	8:00:00	0.945	0.101
429	3/1/1991	6:00:00	0.940	0.099
430	2/15/1986	9:00:00	0.938	0.099
431	9/25/1986	7:00:00	0.937	0.098
432	1/6/1979	4:00:00	0.937	0.098
433	12/17/2002	17:00:00	0.936	0.098
434	3/1/1991	5:00:00	0.934	0.097
435	3/6/1975	12:00:00	0.921	0.093
436	2/12/2005	2:00:00	0.921	0.093
437	12/25/2003	20:00:00	0.918	0.092
438	1/9/1980	17:00:00	0.914	0.090
439	1/25/1995	12:00:00	0.914	0.090
440	2/28/2006	8:00:00	0.914	0.090

441	3/5/1995	15:00:00	1.087	0.1560
442	3/13/1996	2:00:00	1.087	0.1559
443	12/7/1992	11:00:00	1.085	0.1550
444	3/3/1983	3:00:00	1.084	0.1548
445	3/28/1979	10:00:00	1.082	0.1540
446	1/16/1993	12:00:00	1.076	0.1517
447	1/25/1995	12:00:00	1.076	0.1516
448	1/16/1993	13:00:00	1.076	0.1514
449	1/11/2005	6:00:00	1.066	0.1473
450	1/11/2005	7:00:00	1.064	0.1469
451	12/10/1984	20:00:00	1.059	0.1446
452	10/19/2004	14:00:00	1.056	0.1437
453	1/10/2005	1:00:00	1.052	0.1418
454	12/4/1974	10:00:00	1.050	0.1410
455	3/28/1979	20:00:00	1.045	0.1393
456	1/15/1993	13:00:00	1.036	0.1356
457	1/7/1993	22:00:00	1.035	0.1353
458	3/12/1986	14:00:00	1.035	0.1351
459	3/12/1986	13:00:00	1.033	0.1344
460	12/25/2003	20:00:00	1.032	0.1341
461	1/7/1993	20:00:00	1.030	0.1331
462	3/2/1983	2:00:00	1.029	0.1329
463	1/9/2005	9:00:00	1.029	0.1328
464	1/12/1995	14:00:00	1.028	0.1324
465	1/13/1993	23:00:00	1.019	0.1291
466	3/12/1986	12:00:00	1.017	0.1282
467	3/16/1986	23:00:00	1.012	0.1263
468	3/25/1994	0:00:00	1.010	0.1256
469	2/22/2005	21:00:00	1.004	0.1232
470	2/22/2005	20:00:00	1.002	0.1223
471	1/7/1993	6:00:00	1.001	0.1222
472	2/14/2008	17:00:00	1.001	0.1221
473	1/7/1993	5:00:00	1.000	0.1215
474	1/14/1993	1:00:00	0.999	0.1213
475	10/20/1979	15:00:00	0.999	0.1212
476	11/24/1984	18:00:00	0.991	0.1182
477	3/25/1998	17:00:00	0.989	0.1177
478	3/26/1998	17:00:00	0.989	0.1177
479	3/30/1998	17:00:00	0.989	0.1177
480	12/29/2004	3:00:00	0.989	0.1175
481	1/7/1993	2:00:00	0.985	0.1162
482	3/2/1983	5:00:00	0.983	0.1153
483	11/30/2002	17:00:00	0.983	0.1153
484	1/7/1993	11:00:00	0.982	0.1150
485	11/11/1985	13:00:00	0.981	0.1145
486	11/25/1985	5:00:00	0.977	0.1129
487	12/5/1997	17:00:00	0.976	0.1127
488	1/13/1993	1:00:00	0.975	0.1122
489	1/6/1993	23:00:00	0.973	0.1116
490	1/5/1992	20:00:00	0.972	0.1113

441	1/27/1983	9:00:00	0.911	0.089
442	8/17/1977	4:00:00	0.907	0.088
443	3/1/1991	2:00:00	0.906	0.087
444	2/13/1998	16:00:00	0.902	0.086
445	2/12/2005	7:00:00	0.902	0.086
446	11/25/1985	10:00:00	0.899	0.085
447	12/4/1974	13:00:00	0.897	0.084
448	10/20/1979	16:00:00	0.897	0.084
449	2/28/1978	19:00:00	0.889	0.082
450	10/19/2004	19:00:00	0.886	0.081
451	2/2/1983	15:00:00	0.885	0.080
452	11/25/1985	9:00:00	0.882	0.079
453	12/30/1981	15:00:00	0.878	0.078
454	12/7/2007	9:00:00	0.868	0.075
455	3/30/1998	17:00:00	0.862	0.073
456	3/5/1995	15:00:00	0.862	0.073
457	3/1/1976	19:00:00	0.861	0.072
458	2/28/1991	16:00:00	0.857	0.071
459	2/7/1998	15:00:00	0.842	0.066
460	10/19/2004	14:00:00	0.831	0.062
461	3/4/2005	23:00:00	0.825	0.061
462	1/16/1993	12:00:00	0.821	0.059
463	1/16/1993	13:00:00	0.821	0.059
464	2/2/1983	14:00:00	0.818	0.059
465	10/20/1979	15:00:00	0.817	0.058
466	1/11/2005	6:00:00	0.814	0.057
467	1/11/2005	7:00:00	0.813	0.057
468	1/10/2005	1:00:00	0.805	0.054
469	11/11/1985	13:00:00	0.804	0.054
470	2/17/1997	21:00:00	0.803	0.054
471	3/25/1994	0:00:00	0.803	0.054
472	1/15/1993	13:00:00	0.797	0.052
473	12/29/2004	3:00:00	0.796	0.052
474	1/7/1993	22:00:00	0.793	0.051
475	3/3/1983	9:00:00	0.790	0.050
476	3/3/1983	5:00:00	0.790	0.050
477	1/9/2005	9:00:00	0.790	0.050
478	1/7/1993	20:00:00	0.790	0.050
479	1/12/1995	14:00:00	0.789	0.050
480	3/2/1983	22:00:00	0.787	0.049
481	11/25/1985	5:00:00	0.787	0.049
482	1/13/1993	23:00:00	0.783	0.048
483	3/3/1983	3:00:00	0.783	0.048
484	3/16/1986	23:00:00	0.775	0.046
485	1/14/1993	1:00:00	0.774	0.045
486	1/6/1992	0:00:00	0.773	0.045
487	2/22/2005	21:00:00	0.773	0.045
488	2/22/2005	20:00:00	0.771	0.045
489	3/5/2005	2:00:00	0.771	0.044
490	1/7/1993	6:00:00	0.770	0.044

491	1/25/1995	21:00:00	0.971	0.1110
492	1/9/1980	17:00:00	0.968	0.1097
493	3/5/2005	2:00:00	0.962	0.1075
494	1/26/1997	9:00:00	0.961	0.1070
495	1/5/1992	19:00:00	0.958	0.1061
496	3/4/2005	23:00:00	0.958	0.1060
497	11/24/1984	23:00:00	0.955	0.1050
498	11/25/2001	17:00:00	0.955	0.1047
499	12/7/1992	20:00:00	0.954	0.1046
500	4/26/1994	18:00:00	0.953	0.1043
501	2/1/1996	5:00:00	0.947	0.1022
502	1/26/1997	8:00:00	0.945	0.1011
503	2/28/1978	19:00:00	0.944	0.1009
504	1/5/1992	18:00:00	0.941	0.0998
505	2/12/2005	2:00:00	0.939	0.0991
506	2/28/1991	16:00:00	0.932	0.0967
507	12/7/2007	9:00:00	0.924	0.0939
508	1/5/1992	17:00:00	0.919	0.0920
509	1/6/1993	16:00:00	0.913	0.0898
510	2/21/2005	6:00:00	0.913	0.0897
511	12/30/1981	14:00:00	0.912	0.0896
512	12/6/1986	18:00:00	0.912	0.0896
513	1/12/1993	20:00:00	0.908	0.0883
514	8/17/1977	2:00:00	0.899	0.0849
515	11/4/1987	22:00:00	0.897	0.0845
516	1/12/1993	23:00:00	0.893	0.0831
517	1/10/1995	23:00:00	0.889	0.0815
518	2/18/2005	6:00:00	0.883	0.0797
519	1/31/1996	23:00:00	0.878	0.0778
520	2/7/1998	18:00:00	0.874	0.0765
521	2/27/1983	7:00:00	0.870	0.0753
522	2/17/1997	21:00:00	0.869	0.0748
523	4/2/1974	5:00:00	0.867	0.0741
524	2/21/2005	5:00:00	0.860	0.0720
525	4/20/1988	12:00:00	0.853	0.0697
526	12/28/1984	0:00:00	0.851	0.0691
527	12/16/1987	21:00:00	0.849	0.0683
528	1/12/2001	13:00:00	0.842	0.0662
529	3/2/1983	21:00:00	0.834	0.0634
530	12/29/1991	18:00:00	0.825	0.0607
531	2/22/2008	8:00:00	0.816	0.0579
532	1/7/2008	6:00:00	0.814	0.0572
533	12/28/1977	9:00:00	0.812	0.0566
534	2/27/1991	22:00:00	0.810	0.0561
535	12/27/1984	20:00:00	0.808	0.0555
536	2/19/2007	17:00:00	0.803	0.0538
537	12/16/1987	19:00:00	0.800	0.0530
538	1/8/1974	4:00:00	0.799	0.0527
539	1/8/1974	5:00:00	0.798	0.0523
540	2/14/1978	0:00:00	0.793	0.0510

491	1/7/1993	5:00:00	0.769	0.044
492	12/30/1981	14:00:00	0.763	0.042
493	1/7/1993	11:00:00	0.763	0.042
494	2/27/1991	22:00:00	0.760	0.041
495	1/7/1993	2:00:00	0.760	0.041
496	10/29/1974	6:00:00	0.758	0.041
497	2/11/2003	17:00:00	0.754	0.040
498	1/13/1993	1:00:00	0.754	0.040
499	8/17/1977	2:00:00	0.753	0.039
500	1/6/1993	23:00:00	0.752	0.039
501	1/5/1992	20:00:00	0.751	0.039
502	1/25/1995	21:00:00	0.750	0.039
503	1/5/1992	19:00:00	0.742	0.037
504	1/26/1997	9:00:00	0.741	0.036
505	12/7/1992	20:00:00	0.738	0.035
506	4/26/1994	18:00:00	0.738	0.035
507	4/4/1999	1:00:00	0.737	0.035
508	2/1/1996	5:00:00	0.732	0.034
509	1/26/1997	8:00:00	0.731	0.034
510	1/5/1992	18:00:00	0.731	0.034
511	11/24/1984	23:00:00	0.729	0.033
512	2/15/1992	14:00:00	0.729	0.033
513	2/18/2005	6:00:00	0.728	0.033
514	2/28/1997	1:00:00	0.727	0.032
515	3/12/1986	14:00:00	0.720	0.031
516	1/5/1992	17:00:00	0.717	0.030
517	3/12/1986	13:00:00	0.717	0.030
518	1/6/1993	16:00:00	0.715	0.030
519	2/21/2005	6:00:00	0.714	0.029
520	1/12/1993	23:00:00	0.711	0.028
521	2/8/1983	2:00:00	0.710	0.028
522	3/24/1983	22:00:00	0.710	0.028
523	1/12/1993	20:00:00	0.709	0.028
524	12/16/1987	15:00:00	0.707	0.028
525	1/12/1995	9:00:00	0.701	0.026
526	3/12/1986	12:00:00	0.699	0.026
527	11/4/1987	22:00:00	0.698	0.025
528	1/10/1995	23:00:00	0.694	0.024
529	2/21/2005	5:00:00	0.688	0.023
530	1/31/1996	23:00:00	0.687	0.023
531	1/26/1999	23:00:00	0.686	0.022
532	11/11/1985	12:00:00	0.678	0.021
533	3/2/1983	2:00:00	0.677	0.020
534	1/12/2001	13:00:00	0.677	0.020
535	1/9/2005	0:00:00	0.673	0.020
536	12/28/1984	0:00:00	0.672	0.019
537	4/20/1988	12:00:00	0.671	0.019
538	12/16/1987	21:00:00	0.667	0.018
539	2/7/1998	18:00:00	0.667	0.018
540	1/9/2005	8:00:00	0.664	0.017

541	2/13/1978	23:00:00	0.792	0.0506
542	3/24/1983	22:00:00	0.789	0.0498
543	11/11/1985	12:00:00	0.788	0.0494
544	3/5/1978	12:00:00	0.786	0.0488
545	1/7/1974	19:00:00	0.785	0.0486
546	10/29/1974	6:00:00	0.780	0.0471
547	12/16/1987	15:00:00	0.778	0.0466
548	12/19/1987	18:00:00	0.777	0.0462
549	2/12/2005	14:00:00	0.776	0.0460
550	1/7/1974	16:00:00	0.776	0.0459
551	3/5/1978	6:00:00	0.775	0.0458
552	3/1/1991	12:00:00	0.775	0.0457
553	2/15/1986	11:00:00	0.774	0.0453
554	1/7/1974	15:00:00	0.773	0.0451
555	1/9/2005	8:00:00	0.770	0.0443
556	2/11/1978	13:00:00	0.769	0.0439
557	1/11/2001	6:00:00	0.767	0.0435
558	1/12/1995	9:00:00	0.765	0.0429
559	12/5/2004	16:00:00	0.764	0.0425
560	12/16/1987	18:00:00	0.763	0.0423
561	1/8/1974	7:00:00	0.757	0.0405
562	10/20/2004	17:00:00	0.754	0.0396
563	1/6/1992	0:00:00	0.750	0.0385
564	3/10/1975	18:00:00	0.749	0.0385
565	2/28/2006	10:00:00	0.747	0.0378
566	3/10/1975	17:00:00	0.744	0.0371
567	2/16/1998	16:00:00	0.742	0.0365
568	4/12/1999	4:00:00	0.740	0.0358
569	3/10/1975	16:00:00	0.739	0.0356
570	3/16/1986	0:00:00	0.736	0.0349
571	2/12/2003	16:00:00	0.735	0.0345
572	3/4/1978	22:00:00	0.734	0.0344
573	2/28/2006	1:00:00	0.734	0.0342
574	1/17/1978	2:00:00	0.733	0.0342
575	3/10/1975	15:00:00	0.732	0.0339
576	12/29/1991	17:00:00	0.728	0.0328
577	3/4/1978	21:00:00	0.725	0.0320
578	3/13/1996	10:00:00	0.725	0.0319
579	2/19/1993	18:00:00	0.724	0.0318
580	2/20/1980	6:00:00	0.724	0.0317
581	3/10/1975	14:00:00	0.724	0.0316
582	2/22/2005	19:00:00	0.723	0.0315
583	2/15/1992	14:00:00	0.722	0.0313
584	2/2/1983	14:00:00	0.722	0.0311
585	12/26/1977	16:00:00	0.719	0.0303
586	1/17/1978	1:00:00	0.718	0.0302
587	11/24/1978	12:00:00	0.717	0.0300
588	3/1/1991	4:00:00	0.716	0.0297
589	2/19/1993	21:00:00	0.716	0.0296
590	1/9/2005	0:00:00	0.715	0.0295

541	4/21/1988	20:00:00	0.660	0.017
542	1/3/2005	18:00:00	0.657	0.016
543	12/29/1991	18:00:00	0.649	0.014
544	2/9/1981	0:00:00	0.648	0.014
545	3/1/1976	20:00:00	0.647	0.014
546	1/7/2008	6:00:00	0.646	0.014
547	2/22/2005	7:00:00	0.645	0.014
548	1/5/2008	12:00:00	0.645	0.014
549	2/22/2008	8:00:00	0.644	0.013
550	12/27/1984	20:00:00	0.643	0.013
551	2/22/2005	19:00:00	0.639	0.013
552	1/2/2006	16:00:00	0.635	0.012
553	2/19/2007	17:00:00	0.634	0.011
554	12/16/1987	19:00:00	0.634	0.011
555	11/5/1987	7:00:00	0.633	0.011
556	12/28/1977	9:00:00	0.627	0.010
557	2/18/2005	5:00:00	0.626	0.010
558	2/12/2005	14:00:00	0.623	0.010
559	2/28/2006	1:00:00	0.623	0.009
560	3/6/1980	6:00:00	0.620	0.009
561	1/8/1974	4:00:00	0.619	0.009
562	1/8/1974	5:00:00	0.618	0.009
563	12/19/1987	18:00:00	0.618	0.009
564	2/14/1978	0:00:00	0.614	0.008
565	2/13/1978	23:00:00	0.614	0.008
566	2/15/1986	11:00:00	0.613	0.008
567	2/24/1993	10:00:00	0.613	0.008
568	12/5/2004	16:00:00	0.612	0.008
569	1/7/1974	19:00:00	0.610	0.007
570	12/16/1987	18:00:00	0.610	0.007
571	3/1/1991	12:00:00	0.609	0.007
572	1/7/1974	16:00:00	0.604	0.006
573	2/8/1993	2:00:00	0.603	0.006
574	1/7/1974	15:00:00	0.602	0.006
575	2/11/1978	13:00:00	0.598	0.005
576	1/8/1974	7:00:00	0.598	0.005
577	2/19/1993	21:00:00	0.596	0.005
578	2/28/2006	10:00:00	0.596	0.005
579	4/12/1999	4:00:00	0.595	0.005
580	1/4/2005	3:00:00	0.595	0.005
581	3/2/1983	21:00:00	0.593	0.005
582	10/20/2004	17:00:00	0.593	0.005
583	12/7/1986	14:00:00	0.593	0.005
584	2/19/1993	18:00:00	0.591	0.004
585	3/16/1986	0:00:00	0.591	0.004
586	3/5/1978	12:00:00	0.590	0.004
587	12/29/1991	17:00:00	0.586	0.004
588	3/5/1978	6:00:00	0.584	0.004
589	3/10/1975	18:00:00	0.584	0.003
590	3/13/1996	10:00:00	0.583	0.003

591	3/1/1976	20:00:00	0.715	0.0293
592	3/11/1975	0:00:00	0.711	0.0283
593	4/21/1988	20:00:00	0.710	0.0282
594	12/16/1987	17:00:00	0.710	0.0282
595	2/11/1978	15:00:00	0.710	0.0281
596	2/2/1983	16:00:00	0.709	0.0279
597	3/1/1991	3:00:00	0.708	0.0278
598	2/19/1980	17:00:00	0.708	0.0277
599	1/15/1978	5:00:00	0.703	0.0266
600	12/26/1977	14:00:00	0.703	0.0265
601	1/5/1974	11:00:00	0.702	0.0263
602	1/17/1978	0:00:00	0.701	0.0261
603	3/10/1975	22:00:00	0.700	0.0258
604	3/6/1980	6:00:00	0.699	0.0255
605	4/18/1995	15:00:00	0.698	0.0253
606	3/1/1981	13:00:00	0.698	0.0252
607	1/5/2008	12:00:00	0.695	0.0245
608	2/15/1986	8:00:00	0.691	0.0237
609	1/5/1974	10:00:00	0.691	0.0237
610	3/10/1975	20:00:00	0.690	0.0233
611	2/21/1980	3:00:00	0.687	0.0227
612	11/24/1978	15:00:00	0.686	0.0225
613	12/26/1977	12:00:00	0.682	0.0216
614	3/25/1994	2:00:00	0.682	0.0215
615	12/19/1987	17:00:00	0.679	0.0208
616	2/22/2005	7:00:00	0.675	0.0200
617	3/5/1981	19:00:00	0.674	0.0197
618	2/8/1983	2:00:00	0.674	0.0197
619	2/13/1978	22:00:00	0.667	0.0182
620	11/5/1987	7:00:00	0.665	0.0176
621	1/8/1974	1:00:00	0.664	0.0175
622	1/18/1979	19:00:00	0.663	0.0173
623	2/20/1980	0:00:00	0.660	0.0167
624	2/7/1978	21:00:00	0.659	0.0165
625	4/18/1981	22:00:00	0.658	0.0163
626	1/6/1978	15:00:00	0.656	0.0158
627	2/7/1978	20:00:00	0.655	0.0157
628	2/15/1986	7:00:00	0.655	0.0157
629	3/4/1978	20:00:00	0.653	0.0152
630	1/7/2005	15:00:00	0.653	0.0151
631	1/4/2005	3:00:00	0.652	0.0149
632	2/18/1980	2:00:00	0.651	0.0149
633	1/1/1977	15:00:00	0.648	0.0142
634	1/29/1980	21:00:00	0.648	0.0141
635	2/18/1980	1:00:00	0.645	0.0136
636	12/26/1977	10:00:00	0.643	0.0133
637	3/1/1981	8:00:00	0.643	0.0132
638	1/26/1999	23:00:00	0.642	0.0129
639	3/2/1978	11:00:00	0.639	0.0124
640	1/19/1980	4:00:00	0.637	0.0120

591	3/10/1975	17:00:00	0.580	0.003
592	1/17/1978	2:00:00	0.580	0.003
593	4/10/1998	17:00:00	0.580	0.003
594	2/22/1980	17:00:00	0.578	0.003
595	3/2/1983	5:00:00	0.578	0.003
596	3/10/1975	16:00:00	0.577	0.003
597	12/26/1977	16:00:00	0.575	0.002
598	12/16/1987	17:00:00	0.575	0.002
599	3/10/1975	15:00:00	0.573	0.002
600	1/17/1978	1:00:00	0.573	0.002
601	3/1/1991	4:00:00	0.570	0.002
602	2/11/1978	15:00:00	0.569	0.002
603	3/22/1983	21:00:00	0.569	0.002
604	2/2/1983	16:00:00	0.569	0.002
605	3/10/1975	14:00:00	0.568	0.002
606	3/11/1975	0:00:00	0.567	0.002
607	12/26/1977	14:00:00	0.567	0.002
608	2/20/1980	6:00:00	0.567	0.002
609	3/1/1991	3:00:00	0.565	0.001
610	1/17/1978	0:00:00	0.565	0.001
611	3/4/1978	22:00:00	0.563	0.001
612	3/10/1975	22:00:00	0.561	0.001
613	11/24/1978	12:00:00	0.560	0.001
614	3/4/1978	21:00:00	0.559	0.001
615	2/15/1986	8:00:00	0.557	0.001
616	2/19/1980	17:00:00	0.556	0.001
617	12/26/1977	12:00:00	0.555	0.001
618	3/10/1975	20:00:00	0.555	0.001
619	12/19/1987	17:00:00	0.555	0.001
620	2/27/1983	7:00:00	0.554	0.000
621	1/5/1974	11:00:00	0.553	0.000
622	1/8/1974	1:00:00	0.552	0.000
623	2/13/1978	22:00:00	0.552	0.000
624	3/1/1981	13:00:00	0.551	0.000
625	2/21/1980	3:00:00	0.551	0.000
626	2/16/1998	16:00:00	0.551	0.000
627	1/15/1978	5:00:00	0.551	0.000
628	3/25/1994	2:00:00	0.550	0.000
629	11/24/1978	15:00:00	0.549	0.000
630	1/5/1974	10:00:00	0.547	0.000
631	1/11/2001	10:00:00	0.546	0.000
632	5/11/1998	17:00:00	0.544	0.000

ΣW_{POST} : 258

641	4/4/1999	1:00:00	0.633	0.0113
642	1/11/2001	10:00:00	0.633	0.0112
643	2/27/1983	20:00:00	0.632	0.0111
644	1/15/1978	0:00:00	0.628	0.0104
645	2/7/1998	19:00:00	0.627	0.0102
646	2/12/1978	23:00:00	0.626	0.0100
647	3/1/1981	7:00:00	0.625	0.0099
648	1/5/1974	3:00:00	0.625	0.0098
649	2/7/1998	14:00:00	0.625	0.0098
650	2/12/2005	3:00:00	0.624	0.0096
651	3/25/1994	1:00:00	0.621	0.0091
652	3/3/1983	7:00:00	0.618	0.0087
653	11/25/1985	8:00:00	0.618	0.0086
654	3/10/1986	20:00:00	0.618	0.0086
655	3/1/1981	12:00:00	0.617	0.0085
656	3/2/1992	16:00:00	0.617	0.0085
657	1/11/1980	11:00:00	0.617	0.0085
658	1/31/1979	15:00:00	0.616	0.0083
659	1/11/1980	10:00:00	0.616	0.0083
660	3/3/1983	4:00:00	0.613	0.0078
661	1/18/1993	7:00:00	0.613	0.0078
662	3/2/1983	6:00:00	0.612	0.0077
663	1/7/1974	14:00:00	0.612	0.0076
664	1/26/1997	0:00:00	0.611	0.0075
665	3/11/1995	6:00:00	0.610	0.0072
666	3/8/1974	11:00:00	0.609	0.0071
667	2/28/1991	17:00:00	0.608	0.0070
668	3/2/1978	6:00:00	0.608	0.0069
669	11/12/2003	10:00:00	0.607	0.0068
670	3/1/1981	6:00:00	0.607	0.0068
671	1/18/1979	9:00:00	0.606	0.0067
672	2/27/1983	17:00:00	0.606	0.0067
673	1/11/1980	8:00:00	0.606	0.0067
674	12/19/1978	0:00:00	0.606	0.0066
675	1/18/1993	10:00:00	0.605	0.0065
676	3/4/1983	5:00:00	0.604	0.0063
677	10/19/2004	15:00:00	0.600	0.0057
678	2/8/1976	23:00:00	0.599	0.0056
679	2/9/1976	0:00:00	0.596	0.0051
680	1/16/1993	14:00:00	0.595	0.0049
681	3/8/1974	10:00:00	0.594	0.0048
682	3/22/1983	21:00:00	0.593	0.0047
683	3/8/1975	14:00:00	0.590	0.0042
684	11/23/1973	4:00:00	0.589	0.0041
685	3/1/1976	19:00:00	0.585	0.0037
686	2/8/1976	20:00:00	0.584	0.0035
687	1/16/1993	3:00:00	0.582	0.0033
688	3/5/1995	14:00:00	0.580	0.0030
689	1/11/2001	9:00:00	0.580	0.0030
690	1/15/1993	20:00:00	0.579	0.0029

691	1/1/1977	14:00:00	0.579	0.0029
692	1/3/2005	18:00:00	0.578	0.0027
693	1/15/1993	21:00:00	0.577	0.0026
694	1/15/1993	17:00:00	0.576	0.0026
695	1/7/1992	21:00:00	0.575	0.0025
696	3/8/1974	9:00:00	0.575	0.0024
697	2/8/1976	18:00:00	0.574	0.0023
698	1/15/1993	15:00:00	0.573	0.0022
699	1/15/1993	18:00:00	0.573	0.0021
700	2/3/2008	13:00:00	0.572	0.0021
701	1/10/2005	0:00:00	0.571	0.0020
702	1/10/1978	20:00:00	0.570	0.0019
703	11/24/1978	11:00:00	0.569	0.0017
704	12/29/2004	5:00:00	0.566	0.0015
705	1/29/1980	12:00:00	0.566	0.0014
706	11/2/1974	0:00:00	0.565	0.0014
707	1/11/1980	2:00:00	0.565	0.0013
708	11/24/1978	9:00:00	0.564	0.0013
709	2/18/1980	8:00:00	0.560	0.0009
710	1/14/1978	21:00:00	0.556	0.0007
711	1/7/1993	23:00:00	0.556	0.0006
712	10/10/1986	2:00:00	0.556	0.0006
713	1/7/1993	21:00:00	0.553	0.0004
714	1/14/1993	5:00:00	0.552	0.0004
715	3/26/1991	4:00:00	0.552	0.0003
716	1/7/1993	17:00:00	0.549	0.0002
717	1/14/1993	4:00:00	0.549	0.0002
718	2/18/2005	7:00:00	0.547	0.0001
719	3/1/1978	14:00:00	0.547	0.0001

ΣW_{PRE} : 416

Equation H.8.1

$$W_t = \sum_{j=1}^n \Delta t_j \cdot (Q^{3m/2} - (0.1Q_2)^{3m/2})^{1.5} Q^m$$

Equation H.8.1

$$W_t = \sum_{j=1}^n \Delta t_j \cdot (Q^{3m/2} - (0.1Q_2)^{3m/2})^{1.5} Q^m$$

m	0.308	(4/13)
3m/2	0.462	

SUMMARY

(a) ΣW_{PRE} :	416
(b) ΣW_{POST} :	258
(c) S_{YRUSLE} :	1.724
(d) $S_{\text{Y}_{\text{NHD}}}$:	N/A

E_p :	0.62	[(b)/(a)]
S_p :	1.72	[(c)]

E_p / S_p :	0.36
---------------	------

$E_p / S_p \leq 1.1$: No Net Impact Achieved.

POC 10B - WORK CALCULATIONS

(m = 0.40)

Work Calculations, Pre-Development Conditions				
Low flow Threshold:		0.543		cfs
Type of flow:		10% of Q ₂		
Notes:				
- Lower limit = upper limit = average flow = Q _{pre} as hourly flows are used.				
- # of bins = # of flow values larger than threshold.				
Bin	Date	Hour	Q _{pre} (cfs)	W _{PRE}
1	1/4/1978	21:00:00	11.369	18.108
2	2/20/1980	19:00:00	10.416	15.911
3	10/22/1976	17:00:00	9.205	13.229
4	10/22/1976	16:00:00	7.681	10.055
5	9/10/1976	10:00:00	7.465	9.625
6	10/31/1987	19:00:00	7.184	9.072
7	2/7/1998	17:00:00	7.165	9.036
8	2/6/1992	20:00:00	6.894	8.513
9	1/9/2005	21:00:00	6.859	8.446
10	1/29/1980	7:00:00	6.542	7.8463
11	2/19/1993	16:00:00	6.484	7.7392
12	2/2/1998	17:00:00	6.308	7.4125
13	10/20/2004	12:00:00	6.035	6.9146
14	2/13/1998	17:00:00	5.919	6.7057
15	10/27/2004	5:00:00	5.820	6.5277
16	10/18/2004	13:00:00	5.807	6.5044
17	3/6/1975	11:00:00	5.771	6.4414
18	3/1/1983	16:00:00	5.454	5.8871
19	1/31/1979	14:00:00	5.434	5.8516
20	1/9/2005	20:00:00	5.403	5.7992
21	3/2/1983	18:00:00	4.970	5.0675
22	2/15/1992	15:00:00	4.866	4.8957
23	2/21/2005	14:00:00	4.831	4.8384
24	10/10/1986	0:00:00	4.795	4.7799
25	8/17/1977	3:00:00	4.670	4.5778
26	4/18/1995	12:00:00	4.587	4.4447
27	12/4/1974	12:00:00	4.583	4.4383
28	3/3/1983	1:00:00	4.486	4.2836
29	1/18/1993	6:00:00	4.476	4.2691
30	12/28/1977	8:00:00	4.435	4.2036
31	1/13/1993	22:00:00	4.402	4.1518
32	2/20/1980	20:00:00	4.366	4.0955
33	3/4/1978	18:00:00	4.316	4.0189
34	4/23/1980	4:00:00	4.307	4.0050
35	2/18/1980	5:00:00	4.293	3.9826
36	2/15/1986	4:00:00	4.271	3.9483
37	1/31/1979	16:00:00	4.253	3.9210
38	1/31/1979	13:00:00	4.206	3.8484
39	2/16/1980	20:00:00	4.204	3.8455
40	2/12/2003	17:00:00	4.138	3.7452

Work Calculations, Post-Development Conditions				
Low flow Threshold:		0.543		cfs
Type of flow:		10% of Q ₂		
Notes:				
- Duration of flows: 1 hr.				
- Date & hour provide if verification is desired.				
Bin	Date	Hour	Q _{post} (cfs)	W _{POST}
1	1/4/1978	21:00:00	8.370	11.462
2	2/20/1980	19:00:00	7.734	10.161
3	10/22/1976	17:00:00	6.897	8.519
4	10/22/1976	16:00:00	5.785	6.466
5	9/10/1976	10:00:00	5.588	6.120
6	10/31/1987	19:00:00	5.354	5.715
7	2/7/1998	17:00:00	5.319	5.655
8	2/6/1992	20:00:00	5.186	5.429
9	1/9/2005	21:00:00	5.099	5.282
10	1/29/1980	7:00:00	4.883	4.924
11	2/19/1993	16:00:00	4.858	4.882
12	2/2/1998	17:00:00	4.704	4.633
13	10/20/2004	12:00:00	4.503	4.311
14	2/13/1998	17:00:00	4.421	4.181
15	3/6/1975	11:00:00	4.393	4.139
16	10/27/2004	5:00:00	4.391	4.136
17	10/18/2004	13:00:00	4.382	4.120
18	1/31/1979	14:00:00	4.057	3.622
19	1/9/2005	20:00:00	4.023	3.572
20	3/1/1983	16:00:00	3.992	3.525
21	3/2/1983	18:00:00	3.650	3.026
22	2/15/1992	15:00:00	3.630	2.997
23	10/10/1986	0:00:00	3.624	2.989
24	2/21/2005	14:00:00	3.605	2.963
25	8/17/1977	3:00:00	3.528	2.854
26	12/4/1974	12:00:00	3.490	2.800
27	1/18/1993	6:00:00	3.335	2.587
28	4/23/1980	4:00:00	3.329	2.579
29	4/18/1995	12:00:00	3.309	2.551
30	12/28/1977	8:00:00	3.308	2.550
31	3/3/1983	1:00:00	3.295	2.533
32	1/13/1993	22:00:00	3.284	2.518
33	2/20/1980	20:00:00	3.260	2.485
34	3/4/1978	18:00:00	3.225	2.438
35	2/15/1986	4:00:00	3.222	2.434
36	2/18/1980	5:00:00	3.211	2.419
37	1/31/1979	16:00:00	3.181	2.379
38	2/16/1980	20:00:00	3.154	2.343
39	1/31/1979	13:00:00	3.149	2.337
40	1/31/1979	8:00:00	3.039	2.192

41	1/31/1979	8:00:00	4.037	3.5935
42	3/3/1983	6:00:00	4.001	3.5390
43	2/25/2003	17:00:00	3.898	3.3858
44	1/9/1980	13:00:00	3.884	3.3652
45	2/16/1998	17:00:00	3.774	3.2048
46	5/1/1978	5:00:00	3.678	3.0664
47	3/5/2005	0:00:00	3.667	3.0500
48	10/27/2004	14:00:00	3.657	3.0364
49	10/20/2004	16:00:00	3.647	3.0220
50	10/20/2004	15:00:00	3.640	3.0113
51	10/20/2004	13:00:00	3.624	2.9889
52	2/15/1986	6:00:00	3.500	2.8141
53	1/11/2005	4:00:00	3.483	2.7913
54	11/25/1985	7:00:00	3.483	2.7906
55	10/27/2004	8:00:00	3.459	2.7575
56	12/29/2004	4:00:00	3.437	2.7270
57	2/23/2005	4:00:00	3.436	2.7257
58	2/15/1986	5:00:00	3.423	2.7068
59	3/16/1986	21:00:00	3.422	2.7055
60	10/28/1974	12:00:00	3.418	2.7009
61	1/25/1995	19:00:00	3.377	2.6446
62	12/29/2004	2:00:00	3.372	2.6375
63	10/27/2004	7:00:00	3.366	2.6288
64	3/21/1983	5:00:00	3.363	2.6250
65	2/21/2005	11:00:00	3.352	2.6093
66	10/19/2004	8:00:00	3.334	2.5847
67	4/4/2006	23:00:00	3.321	2.5673
68	3/11/1995	4:00:00	3.288	2.5228
69	3/6/1980	5:00:00	3.283	2.5166
70	2/27/1978	22:00:00	3.272	2.5011
71	11/22/1996	3:00:00	3.260	2.4855
72	11/12/2003	7:00:00	3.244	2.4642
73	12/25/2003	19:00:00	3.242	2.4609
74	1/27/2008	2:00:00	3.241	2.4591
75	10/28/1974	11:00:00	3.239	2.4571
76	12/28/1977	13:00:00	3.225	2.4386
77	10/27/2004	6:00:00	3.206	2.4131
78	10/14/2006	0:00:00	3.193	2.3949
79	2/13/1978	11:00:00	3.191	2.3929
80	1/8/1998	17:00:00	3.179	2.3762
81	2/10/1978	6:00:00	3.145	2.3321
82	2/10/1978	5:00:00	3.142	2.3277
83	4/5/2006	7:00:00	3.139	2.3242
84	12/28/2004	22:00:00	3.138	2.3220
85	2/19/1980	22:00:00	3.129	2.3112
86	3/1/1981	14:00:00	3.127	2.3083
87	3/5/1995	20:00:00	3.121	2.2999
88	12/18/1988	14:00:00	3.115	2.2916
89	1/10/1978	8:00:00	3.114	2.2914
90	1/15/1978	4:00:00	3.110	2.2861

41	2/12/2003	17:00:00	2.985	2.124
42	1/9/1980	13:00:00	2.956	2.086
43	3/3/1983	6:00:00	2.939	2.064
44	2/25/2003	17:00:00	2.903	2.019
45	5/1/1978	5:00:00	2.797	1.886
46	2/16/1998	17:00:00	2.792	1.880
47	3/5/2005	0:00:00	2.786	1.872
48	10/27/2004	14:00:00	2.749	1.827
49	10/20/2004	16:00:00	2.734	1.809
50	10/20/2004	15:00:00	2.729	1.802
51	10/20/2004	13:00:00	2.719	1.790
52	3/6/1980	5:00:00	2.680	1.743
53	10/14/2006	0:00:00	2.645	1.701
54	2/15/1986	6:00:00	2.639	1.694
55	11/25/1985	7:00:00	2.632	1.685
56	10/27/2004	8:00:00	2.612	1.662
57	10/28/1974	12:00:00	2.605	1.652
58	12/29/2004	4:00:00	2.603	1.651
59	1/11/2005	4:00:00	2.602	1.649
60	12/25/2003	19:00:00	2.592	1.638
61	2/15/1986	5:00:00	2.587	1.631
62	2/23/2005	4:00:00	2.570	1.611
63	12/29/2004	2:00:00	2.562	1.602
64	3/21/1983	5:00:00	2.560	1.600
65	2/27/1978	22:00:00	2.558	1.597
66	3/16/1986	21:00:00	2.558	1.597
67	10/27/2004	7:00:00	2.550	1.588
68	1/25/1995	19:00:00	2.530	1.564
69	4/4/2006	23:00:00	2.523	1.556
70	10/19/2004	8:00:00	2.523	1.556
71	2/21/2005	11:00:00	2.517	1.549
72	3/11/1995	4:00:00	2.506	1.536
73	12/4/1987	22:00:00	2.499	1.528
74	10/28/1974	11:00:00	2.489	1.516
75	11/22/1996	3:00:00	2.481	1.507
76	11/12/2003	7:00:00	2.469	1.494
77	1/27/2008	2:00:00	2.446	1.467
78	10/27/2004	6:00:00	2.445	1.466
79	12/28/2004	22:00:00	2.417	1.434
80	12/28/1977	13:00:00	2.415	1.431
81	12/23/1982	1:00:00	2.411	1.427
82	2/13/1978	11:00:00	2.393	1.406
83	4/5/2006	7:00:00	2.369	1.380
84	12/18/1988	14:00:00	2.364	1.374
85	2/10/1978	6:00:00	2.360	1.369
86	2/10/1978	5:00:00	2.358	1.366
87	3/5/1995	20:00:00	2.356	1.365
88	2/15/1986	3:00:00	2.351	1.359
89	2/19/1980	22:00:00	2.347	1.355
90	3/1/1981	14:00:00	2.346	1.354

91	2/19/1980	16:00:00	3.104	2.2773
92	2/18/1980	9:00:00	3.093	2.2638
93	10/27/2004	10:00:00	3.087	2.2557
94	3/5/1995	17:00:00	3.070	2.2335
95	2/15/1986	3:00:00	3.070	2.2334
96	1/29/1980	20:00:00	3.057	2.2159
97	12/23/1982	1:00:00	3.056	2.2154
98	1/11/1980	13:00:00	3.049	2.2059
99	2/27/1983	19:00:00	3.048	2.2044
100	1/29/1980	18:00:00	3.039	2.1933
101	12/4/1987	22:00:00	3.036	2.1896
102	3/1/1983	17:00:00	3.033	2.1852
103	3/2/1983	19:00:00	3.033	2.1852
104	3/2/1983	17:00:00	3.032	2.1845
105	3/27/1998	17:00:00	3.032	2.1837
106	2/26/1983	15:00:00	3.026	2.1764
107	3/11/2006	1:00:00	3.021	2.1698
108	2/9/1976	1:00:00	3.021	2.1694
109	1/11/1980	7:00:00	3.010	2.1561
110	2/8/1976	22:00:00	3.010	2.1549
111	2/8/1976	21:00:00	3.005	2.1488
112	11/12/2003	6:00:00	3.003	2.1470
113	1/11/2005	5:00:00	3.000	2.1429
114	2/16/1980	19:00:00	2.982	2.1190
115	1/31/1979	12:00:00	2.974	2.1090
116	2/11/2005	16:00:00	2.958	2.0887
117	12/18/1978	18:00:00	2.951	2.0792
118	3/2/1992	15:00:00	2.932	2.0554
119	1/14/1978	20:00:00	2.925	2.0464
120	2/7/1976	4:00:00	2.905	2.0218
121	2/21/2005	13:00:00	2.890	2.0018
122	1/12/1997	17:00:00	2.888	1.9998
123	12/7/1992	17:00:00	2.855	1.9582
124	2/1/1996	2:00:00	2.849	1.9509
125	11/11/1985	11:00:00	2.847	1.9485
126	2/28/2006	0:00:00	2.842	1.9424
127	3/16/1986	11:00:00	2.839	1.9380
128	2/14/1980	17:00:00	2.822	1.9174
129	2/28/1978	20:00:00	2.802	1.8921
130	1/12/2001	12:00:00	2.763	1.8436
131	12/28/2004	19:00:00	2.747	1.8240
132	11/30/2007	23:00:00	2.719	1.7906
133	1/7/2008	1:00:00	2.705	1.7734
134	1/10/1995	20:00:00	2.697	1.7632
135	12/25/1988	1:00:00	2.696	1.7627
136	11/20/1983	12:00:00	2.691	1.7559
137	1/16/1979	2:00:00	2.678	1.7402
138	2/9/1981	2:00:00	2.667	1.7276
139	10/20/2004	14:00:00	2.664	1.7229
140	1/31/1979	6:00:00	2.643	1.6985

91	1/10/1978	8:00:00	2.340	1.346
92	2/19/1980	16:00:00	2.334	1.340
93	1/15/1978	4:00:00	2.332	1.338
94	10/27/2004	10:00:00	2.329	1.335
95	3/5/1995	17:00:00	2.323	1.328
96	2/18/1980	9:00:00	2.323	1.328
97	3/11/2006	1:00:00	2.316	1.320
98	11/12/2003	6:00:00	2.314	1.318
99	2/11/2005	16:00:00	2.313	1.317
100	1/8/1998	17:00:00	2.306	1.309
101	1/11/1980	13:00:00	2.296	1.298
102	1/29/1980	20:00:00	2.296	1.298
103	1/29/1980	18:00:00	2.285	1.286
104	1/11/1980	7:00:00	2.273	1.273
105	2/9/1976	1:00:00	2.268	1.267
106	2/8/1976	22:00:00	2.260	1.258
107	3/2/1992	15:00:00	2.259	1.257
108	2/8/1976	21:00:00	2.257	1.255
109	2/16/1980	19:00:00	2.252	1.250
110	1/11/2005	5:00:00	2.245	1.242
111	11/11/1985	11:00:00	2.241	1.238
112	1/31/1979	12:00:00	2.240	1.237
113	12/18/1978	18:00:00	2.236	1.232
114	2/28/2006	0:00:00	2.221	1.215
115	3/2/1983	19:00:00	2.218	1.213
116	3/2/1983	17:00:00	2.217	1.211
117	1/12/1997	17:00:00	2.217	1.211
118	3/27/1998	17:00:00	2.215	1.209
119	1/14/1978	20:00:00	2.208	1.202
120	3/1/1983	17:00:00	2.203	1.196
121	2/7/1976	4:00:00	2.195	1.188
122	2/27/1983	19:00:00	2.186	1.178
123	12/28/2004	19:00:00	2.180	1.172
124	2/21/2005	13:00:00	2.171	1.162
125	2/14/1980	17:00:00	2.150	1.140
126	12/7/1992	17:00:00	2.146	1.136
127	2/1/1996	2:00:00	2.141	1.131
128	3/16/1986	11:00:00	2.140	1.129
129	2/28/1978	20:00:00	2.133	1.121
130	2/26/1983	15:00:00	2.107	1.094
131	1/12/2001	12:00:00	2.099	1.086
132	11/30/2007	23:00:00	2.093	1.080
133	1/16/1979	2:00:00	2.062	1.048
134	1/7/2008	1:00:00	2.050	1.035
135	1/10/1995	20:00:00	2.046	1.031
136	12/25/1988	1:00:00	2.040	1.025
137	11/20/1983	12:00:00	2.034	1.018
138	2/9/1981	2:00:00	2.032	1.016
139	1/31/1979	6:00:00	2.025	1.010
140	10/20/2004	14:00:00	2.008	0.993

141	3/13/1996	9:00:00	2.630	1.6829
142	2/19/2007	13:00:00	2.625	1.6767
143	2/8/1994	7:00:00	2.607	1.6557
144	3/5/1995	18:00:00	2.605	1.6526
145	4/15/1976	21:00:00	2.598	1.6443
146	3/6/1980	10:00:00	2.587	1.6314
147	10/10/1986	4:00:00	2.571	1.6125
148	1/6/2008	7:00:00	2.565	1.6052
149	2/27/1983	18:00:00	2.563	1.6028
150	2/14/2001	17:00:00	2.560	1.5995
151	10/27/2004	9:00:00	2.556	1.5946
152	3/18/1983	23:00:00	2.543	1.5798
153	1/17/1990	3:00:00	2.536	1.5714
154	1/18/1993	14:00:00	2.521	1.5539
155	12/25/1988	0:00:00	2.502	1.5321
156	2/5/1978	15:00:00	2.485	1.5117
157	1/9/2005	5:00:00	2.467	1.4916
158	1/4/2005	4:00:00	2.454	1.4762
159	2/23/2004	17:00:00	2.439	1.4583
160	3/15/1986	23:00:00	2.433	1.4516
161	11/11/1978	22:00:00	2.432	1.4508
162	4/28/2005	23:00:00	2.421	1.4378
163	2/14/1995	11:00:00	2.415	1.4315
164	11/25/1985	1:00:00	2.408	1.4234
165	2/21/2005	12:00:00	2.401	1.4153
166	9/10/1976	9:00:00	2.401	1.4152
167	2/8/1983	6:00:00	2.391	1.4041
168	1/29/1983	1:00:00	2.385	1.3970
169	11/25/1983	0:00:00	2.356	1.3646
170	2/13/1992	6:00:00	2.352	1.3600
171	1/4/1974	20:00:00	2.343	1.3500
172	3/5/2005	1:00:00	2.333	1.3386
173	10/28/1974	13:00:00	2.326	1.3314
174	12/18/1984	18:00:00	2.324	1.3287
175	12/7/1992	14:00:00	2.307	1.3106
176	3/24/1998	17:00:00	2.293	1.2942
177	2/14/1995	10:00:00	2.290	1.2909
178	1/27/1983	11:00:00	2.262	1.2604
179	2/5/1976	2:00:00	2.252	1.2492
180	3/19/1981	23:00:00	2.218	1.2129
181	3/1/1991	9:00:00	2.208	1.2013
182	4/20/1988	9:00:00	2.205	1.1988
183	3/1/1991	7:00:00	2.193	1.1857
184	5/9/1977	0:00:00	2.183	1.1748
185	11/8/2004	1:00:00	2.181	1.1732
186	12/9/1996	19:00:00	2.176	1.1671
187	12/18/1984	16:00:00	2.163	1.1534
188	2/19/1993	17:00:00	2.153	1.1427
189	3/11/2006	3:00:00	2.142	1.1316
190	3/5/1995	19:00:00	2.137	1.1265

141	2/8/1994	7:00:00	2.003	0.987
142	3/13/1996	9:00:00	1.996	0.980
143	2/19/2007	13:00:00	1.991	0.975
144	4/15/1976	21:00:00	1.985	0.969
145	3/5/1995	18:00:00	1.977	0.961
146	3/6/1980	10:00:00	1.974	0.958
147	3/18/1983	23:00:00	1.974	0.958
148	1/6/2008	7:00:00	1.963	0.947
149	10/10/1986	4:00:00	1.957	0.941
150	10/27/2004	9:00:00	1.939	0.923
151	1/17/1990	3:00:00	1.936	0.920
152	12/25/1988	0:00:00	1.927	0.911
153	4/28/2005	23:00:00	1.919	0.903
154	2/5/1978	15:00:00	1.916	0.901
155	11/25/1985	1:00:00	1.915	0.900
156	1/18/1993	14:00:00	1.895	0.879
157	11/11/1978	22:00:00	1.885	0.870
158	3/15/1986	23:00:00	1.882	0.867
159	9/10/1976	9:00:00	1.881	0.866
160	11/25/1983	0:00:00	1.870	0.856
161	2/14/1995	11:00:00	1.864	0.850
162	1/4/1974	20:00:00	1.855	0.841
163	1/9/2005	5:00:00	1.855	0.841
164	1/4/2005	4:00:00	1.845	0.831
165	2/23/2004	17:00:00	1.826	0.813
166	2/27/1983	18:00:00	1.825	0.812
167	2/8/1983	6:00:00	1.819	0.806
168	2/21/2005	12:00:00	1.810	0.798
169	1/29/1983	1:00:00	1.810	0.798
170	2/14/1995	10:00:00	1.800	0.788
171	3/5/2005	1:00:00	1.790	0.779
172	10/28/1974	13:00:00	1.788	0.777
173	2/13/1992	6:00:00	1.782	0.772
174	11/8/2004	1:00:00	1.776	0.765
175	2/5/1976	2:00:00	1.775	0.764
176	12/18/1984	18:00:00	1.759	0.750
177	3/19/1981	23:00:00	1.751	0.742
178	12/7/1992	14:00:00	1.747	0.739
179	1/14/1990	4:00:00	1.734	0.727
180	12/9/1996	19:00:00	1.726	0.719
181	2/14/2001	17:00:00	1.721	0.715
182	1/27/1983	11:00:00	1.713	0.708
183	1/28/1980	22:00:00	1.700	0.696
184	11/21/2004	8:00:00	1.700	0.696
185	5/9/1977	0:00:00	1.691	0.688
186	4/20/1988	9:00:00	1.687	0.684
187	3/1/1991	9:00:00	1.670	0.669
188	12/18/1984	16:00:00	1.668	0.667
189	1/6/1979	3:00:00	1.666	0.665
190	3/1/1991	7:00:00	1.661	0.660

191	12/27/1984	19:00:00	2.132	1.1211
192	3/22/2005	23:00:00	2.107	1.0948
193	11/20/1983	11:00:00	2.104	1.0915
194	1/28/1980	22:00:00	2.087	1.0736
195	4/5/2006	2:00:00	2.084	1.0704
196	2/19/2007	12:00:00	2.082	1.0683
197	3/5/1995	16:00:00	2.080	1.0667
198	1/14/1990	4:00:00	2.075	1.0613
199	12/17/2002	17:00:00	2.073	1.0594
200	2/27/1983	6:00:00	2.071	1.0568
201	10/19/2004	16:00:00	2.067	1.0529
202	2/23/1998	17:00:00	2.061	1.0468
203	2/26/2004	17:00:00	2.061	1.0468
204	9/25/1986	6:00:00	2.056	1.0415
205	12/29/1976	14:00:00	2.054	1.0398
206	1/16/1993	11:00:00	2.043	1.0283
207	1/16/1993	10:00:00	2.043	1.0276
208	1/16/1993	9:00:00	2.041	1.0260
209	1/11/2005	8:00:00	2.034	1.0186
210	1/11/2005	3:00:00	2.029	1.0141
211	1/6/1979	3:00:00	2.028	1.0123
212	1/15/1993	16:00:00	2.022	1.0065
213	1/15/1993	14:00:00	2.019	1.0032
214	1/28/2005	17:00:00	2.018	1.0028
215	1/8/1993	0:00:00	2.007	0.9915
216	3/2/1992	17:00:00	2.004	0.9882
217	3/11/1975	14:00:00	2.002	0.9860
218	1/8/1974	3:00:00	2.001	0.9852
219	12/3/1983	17:00:00	1.997	0.9813
220	2/13/1978	13:00:00	1.995	0.9789
221	11/12/2003	9:00:00	1.993	0.9768
222	1/7/1974	18:00:00	1.986	0.9703
223	2/13/1978	0:00:00	1.986	0.9703
224	3/5/1978	8:00:00	1.985	0.9690
225	2/8/1983	7:00:00	1.977	0.9613
226	2/23/2005	1:00:00	1.976	0.9595
227	1/7/1993	4:00:00	1.963	0.9472
228	1/7/1993	3:00:00	1.959	0.9430
229	1/17/1978	3:00:00	1.956	0.9404
230	3/12/1978	2:00:00	1.951	0.9352
231	1/11/2001	8:00:00	1.951	0.9345
232	2/21/1980	5:00:00	1.946	0.9303
233	1/7/1993	0:00:00	1.946	0.9297
234	3/12/1978	1:00:00	1.944	0.9283
235	2/21/1980	1:00:00	1.938	0.9224
236	12/4/1974	11:00:00	1.938	0.9218
237	11/24/1978	13:00:00	1.937	0.9213
238	3/12/1978	0:00:00	1.936	0.9204
239	2/20/1980	18:00:00	1.930	0.9142
240	3/11/1986	2:00:00	1.930	0.9140

191	3/11/2006	3:00:00	1.653	0.653
192	2/19/1993	17:00:00	1.651	0.652
193	12/27/1984	19:00:00	1.649	0.650
194	1/28/2005	17:00:00	1.632	0.635
195	3/5/1995	19:00:00	1.630	0.634
196	11/23/1973	0:00:00	1.629	0.632
197	12/3/1983	17:00:00	1.620	0.624
198	11/20/1983	11:00:00	1.610	0.616
199	12/29/1976	14:00:00	1.608	0.614
200	3/22/2005	23:00:00	1.607	0.613
201	2/19/2007	12:00:00	1.596	0.604
202	9/25/1986	6:00:00	1.594	0.602
203	3/5/1995	16:00:00	1.594	0.602
204	4/5/2006	2:00:00	1.589	0.597
205	10/19/2004	16:00:00	1.573	0.584
206	12/4/1974	11:00:00	1.553	0.567
207	3/2/1992	17:00:00	1.551	0.565
208	2/23/1998	17:00:00	1.550	0.565
209	2/26/2004	17:00:00	1.550	0.565
210	1/11/2001	8:00:00	1.539	0.555
211	1/16/1993	11:00:00	1.536	0.553
212	1/16/1993	10:00:00	1.536	0.552
213	1/16/1993	9:00:00	1.535	0.551
214	11/12/2003	9:00:00	1.530	0.547
215	1/11/2005	8:00:00	1.530	0.547
216	1/11/2005	3:00:00	1.527	0.545
217	1/15/1993	16:00:00	1.522	0.541
218	1/15/1993	14:00:00	1.520	0.539
219	1/8/1993	0:00:00	1.511	0.532
220	1/8/1974	3:00:00	1.509	0.530
221	3/11/1975	14:00:00	1.506	0.528
222	2/13/1978	13:00:00	1.504	0.526
223	1/7/1974	18:00:00	1.500	0.522
224	2/13/1978	0:00:00	1.498	0.521
225	2/8/1983	7:00:00	1.494	0.518
226	1/4/1987	19:00:00	1.494	0.518
227	2/23/2005	1:00:00	1.491	0.515
228	1/7/1993	4:00:00	1.482	0.508
229	1/17/1978	3:00:00	1.482	0.507
230	1/7/1993	3:00:00	1.480	0.506
231	3/5/1978	8:00:00	1.479	0.505
232	2/21/1980	5:00:00	1.471	0.499
233	1/7/1993	0:00:00	1.471	0.499
234	2/21/1980	1:00:00	1.467	0.495
235	11/24/1978	13:00:00	1.462	0.491
236	11/25/1985	4:00:00	1.462	0.491
237	2/20/1980	18:00:00	1.461	0.491
238	9/3/1976	17:00:00	1.458	0.488
239	3/12/1978	2:00:00	1.455	0.486
240	2/10/1978	4:00:00	1.454	0.485

241	11/23/1973	0:00:00	1.929	0.9134
242	3/5/1978	5:00:00	1.925	0.9090
243	2/22/1998	17:00:00	1.921	0.9051
244	1/15/1978	6:00:00	1.917	0.9015
245	2/10/1978	4:00:00	1.916	0.9003
246	2/1/1996	4:00:00	1.906	0.8901
247	3/24/1983	4:00:00	1.903	0.8879
248	3/16/1986	17:00:00	1.902	0.8863
249	3/2/1981	2:00:00	1.889	0.8740
250	1/15/1978	3:00:00	1.889	0.8735
251	11/25/1985	4:00:00	1.880	0.8649
252	3/5/1978	16:00:00	1.879	0.8640
253	1/4/1987	19:00:00	1.879	0.8637
254	1/7/1993	16:00:00	1.877	0.8617
255	1/15/1978	2:00:00	1.876	0.8612
256	2/18/1980	6:00:00	1.875	0.8605
257	2/11/1978	12:00:00	1.873	0.8585
258	1/16/1978	23:00:00	1.863	0.8485
259	1/15/1978	1:00:00	1.861	0.8462
260	2/18/1980	4:00:00	1.859	0.8445
261	2/7/1978	19:00:00	1.854	0.8400
262	1/29/1980	23:00:00	1.854	0.8396
263	1/11/2005	2:00:00	1.852	0.8377
264	1/18/1979	18:00:00	1.844	0.8300
265	1/29/1980	19:00:00	1.840	0.8261
266	1/27/1983	13:00:00	1.838	0.8241
267	12/19/1978	9:00:00	1.836	0.8229
268	1/6/1992	12:00:00	1.834	0.8211
269	1/11/1980	12:00:00	1.833	0.8193
270	11/24/1978	7:00:00	1.832	0.8189
271	3/2/1978	10:00:00	1.830	0.8170
272	1/31/1996	22:00:00	1.821	0.8079
273	3/11/1978	23:00:00	1.816	0.8037
274	1/11/1980	9:00:00	1.816	0.8032
275	4/20/1983	12:00:00	1.810	0.7983
276	1/5/1974	2:00:00	1.810	0.7982
277	2/9/1976	3:00:00	1.809	0.7971
278	12/20/2002	17:00:00	1.799	0.7876
279	1/19/1980	3:00:00	1.799	0.7871
280	1/29/1980	13:00:00	1.791	0.7802
281	3/11/2006	13:00:00	1.791	0.7802
282	1/3/2005	10:00:00	1.787	0.7760
283	12/7/1992	13:00:00	1.786	0.7748
284	2/8/1976	19:00:00	1.785	0.7741
285	1/5/1974	1:00:00	1.783	0.7723
286	12/18/1978	23:00:00	1.779	0.7682
287	4/20/1983	11:00:00	1.773	0.7634
288	1/13/1993	21:00:00	1.773	0.7628
289	11/4/1987	23:00:00	1.767	0.7579
290	3/24/1994	23:00:00	1.761	0.7523

241	2/22/1998	17:00:00	1.452	0.483
242	3/12/1978	1:00:00	1.450	0.482
243	3/24/1983	4:00:00	1.450	0.482
244	3/16/1986	17:00:00	1.449	0.481
245	1/15/1978	6:00:00	1.449	0.481
246	3/5/1978	5:00:00	1.449	0.480
247	1/7/1993	16:00:00	1.448	0.480
248	3/2/1981	2:00:00	1.446	0.478
249	2/11/1978	12:00:00	1.445	0.478
250	3/12/1978	0:00:00	1.444	0.477
251	2/1/1996	4:00:00	1.441	0.475
252	1/16/1978	23:00:00	1.437	0.471
253	1/11/2005	2:00:00	1.430	0.466
254	1/15/1978	3:00:00	1.430	0.465
255	3/5/1978	16:00:00	1.423	0.460
256	2/18/1980	6:00:00	1.423	0.460
257	1/15/1978	2:00:00	1.421	0.458
258	1/6/1992	12:00:00	1.418	0.456
259	2/18/1980	4:00:00	1.414	0.453
260	2/7/1978	19:00:00	1.411	0.451
261	1/15/1978	1:00:00	1.411	0.450
262	1/18/1979	18:00:00	1.410	0.450
263	1/29/1980	23:00:00	1.408	0.448
264	12/19/1978	9:00:00	1.401	0.443
265	1/11/1980	12:00:00	1.398	0.440
266	1/29/1980	19:00:00	1.397	0.440
267	1/27/1983	13:00:00	1.396	0.439
268	11/24/1978	7:00:00	1.394	0.437
269	3/2/1978	10:00:00	1.394	0.437
270	2/27/1983	6:00:00	1.391	0.435
271	1/11/1980	9:00:00	1.387	0.432
272	1/31/1996	22:00:00	1.387	0.432
273	3/24/1994	23:00:00	1.384	0.430
274	1/19/1980	3:00:00	1.384	0.429
275	1/13/1993	21:00:00	1.381	0.427
276	3/11/1978	23:00:00	1.381	0.427
277	4/20/1983	12:00:00	1.379	0.426
278	3/11/2006	13:00:00	1.379	0.426
279	1/5/1974	2:00:00	1.378	0.425
280	2/9/1976	3:00:00	1.373	0.421
281	12/18/1978	23:00:00	1.367	0.416
282	8/17/1977	1:00:00	1.366	0.415
283	12/7/1992	13:00:00	1.365	0.415
284	12/20/2002	17:00:00	1.364	0.414
285	1/29/1980	13:00:00	1.364	0.414
286	1/3/2005	10:00:00	1.363	0.413
287	1/5/1974	1:00:00	1.360	0.411
288	2/27/1996	23:00:00	1.357	0.408
289	4/20/1983	11:00:00	1.356	0.408
290	2/8/1976	19:00:00	1.356	0.408

291	2/12/2005	16:00:00	1.761	0.7515
292	1/11/1980	1:00:00	1.758	0.7488
293	1/5/1974	0:00:00	1.748	0.7394
294	2/19/2007	16:00:00	1.748	0.7394
295	2/8/1994	8:00:00	1.745	0.7371
296	2/8/1993	21:00:00	1.739	0.7319
297	3/1/1978	11:00:00	1.737	0.7294
298	3/1/1991	10:00:00	1.730	0.7233
299	2/7/1976	5:00:00	1.729	0.7222
300	1/29/1980	9:00:00	1.728	0.7211
301	11/23/1973	3:00:00	1.720	0.7138
302	1/5/1978	22:00:00	1.720	0.7136
303	3/1/1978	9:00:00	1.718	0.7118
304	3/1/1991	8:00:00	1.717	0.7110
305	2/7/1998	16:00:00	1.715	0.7098
306	1/31/1979	10:00:00	1.707	0.7025
307	2/20/1980	5:00:00	1.707	0.7022
308	3/1/1978	8:00:00	1.706	0.7016
309	2/22/2008	7:00:00	1.699	0.6950
310	1/4/1974	23:00:00	1.698	0.6944
311	2/27/1996	23:00:00	1.698	0.6941
312	3/5/1995	22:00:00	1.695	0.6911
313	3/1/1978	7:00:00	1.694	0.6904
314	12/5/2004	15:00:00	1.693	0.6894
315	2/12/2005	8:00:00	1.689	0.6855
316	3/5/1995	21:00:00	1.683	0.6802
317	2/11/2003	17:00:00	1.680	0.6775
318	4/14/1998	17:00:00	1.675	0.6734
319	1/12/1993	19:00:00	1.670	0.6692
320	1/31/1979	9:00:00	1.669	0.6679
321	3/10/1980	18:00:00	1.665	0.6642
322	2/6/1976	7:00:00	1.662	0.6615
323	1/29/1980	5:00:00	1.652	0.6531
324	1/12/1993	16:00:00	1.652	0.6525
325	12/6/1998	7:00:00	1.649	0.6500
326	11/21/2004	8:00:00	1.648	0.6488
327	3/11/1995	7:00:00	1.639	0.6412
328	3/1/1978	6:00:00	1.621	0.6254
329	4/7/1978	5:00:00	1.621	0.6253
330	1/29/1980	4:00:00	1.620	0.6242
331	3/28/1979	21:00:00	1.613	0.6187
332	11/4/1987	19:00:00	1.613	0.6182
333	3/5/1981	18:00:00	1.604	0.6106
334	2/5/1978	18:00:00	1.594	0.6019
335	12/17/1978	23:00:00	1.593	0.6010
336	8/17/1977	1:00:00	1.590	0.5988
337	1/9/1978	19:00:00	1.590	0.5984
338	3/12/1995	0:00:00	1.581	0.5909
339	10/19/2004	18:00:00	1.580	0.5894
340	3/2/1983	16:00:00	1.577	0.5875

291	1/11/1980	1:00:00	1.352	0.405
292	2/12/2005	16:00:00	1.350	0.403
293	3/2/1992	10:00:00	1.347	0.401
294	2/8/1994	8:00:00	1.345	0.400
295	2/8/1993	21:00:00	1.340	0.396
296	11/4/1987	23:00:00	1.339	0.395
297	2/20/1980	5:00:00	1.338	0.394
298	1/5/1974	0:00:00	1.337	0.393
299	2/19/2007	16:00:00	1.335	0.392
300	3/1/1978	11:00:00	1.331	0.389
301	12/6/1998	7:00:00	1.325	0.385
302	1/12/1993	19:00:00	1.323	0.383
303	1/29/1980	9:00:00	1.323	0.383
304	11/23/1973	3:00:00	1.320	0.381
305	3/1/1978	9:00:00	1.318	0.380
306	2/7/1976	5:00:00	1.318	0.379
307	3/11/1986	2:00:00	1.317	0.379
308	3/1/1991	10:00:00	1.317	0.379
309	3/1/1978	8:00:00	1.311	0.374
310	1/31/1979	10:00:00	1.308	0.372
311	3/1/1991	8:00:00	1.308	0.372
312	2/22/2008	7:00:00	1.306	0.370
313	12/5/2004	15:00:00	1.305	0.369
314	1/4/1974	23:00:00	1.304	0.369
315	3/1/1978	7:00:00	1.303	0.369
316	2/12/2005	8:00:00	1.302	0.368
317	3/5/1995	22:00:00	1.299	0.366
318	3/5/1981	18:00:00	1.297	0.364
319	3/5/1995	21:00:00	1.291	0.360
320	2/7/1998	16:00:00	1.290	0.359
321	4/14/1998	17:00:00	1.290	0.359
322	3/10/1980	18:00:00	1.284	0.354
323	1/31/1979	9:00:00	1.283	0.353
324	1/12/1993	16:00:00	1.277	0.350
325	1/5/1978	22:00:00	1.276	0.349
326	2/6/1976	7:00:00	1.276	0.349
327	1/29/1980	5:00:00	1.271	0.345
328	3/1/1978	6:00:00	1.267	0.342
329	4/2/1974	6:00:00	1.266	0.341
330	3/28/1979	21:00:00	1.265	0.341
331	3/11/1995	7:00:00	1.261	0.338
332	3/24/1998	17:00:00	1.260	0.337
333	3/12/1995	0:00:00	1.259	0.336
334	1/31/1996	21:00:00	1.259	0.336
335	12/17/1978	23:00:00	1.254	0.333
336	2/7/1978	18:00:00	1.253	0.332
337	4/7/1978	5:00:00	1.251	0.331
338	1/9/1978	19:00:00	1.251	0.331
339	10/31/1987	18:00:00	1.251	0.331
340	1/29/1980	4:00:00	1.250	0.330

341	11/24/1978	3:00:00	1.576	0.5860
342	2/7/1978	18:00:00	1.564	0.5759
343	1/31/1996	21:00:00	1.553	0.5672
344	10/31/1987	18:00:00	1.552	0.5661
345	12/29/2004	6:00:00	1.550	0.5640
346	4/2/1974	6:00:00	1.549	0.5633
347	1/31/1979	7:00:00	1.545	0.5596
348	12/19/1978	7:00:00	1.543	0.5585
349	3/1/1983	15:00:00	1.542	0.5578
350	1/15/1993	19:00:00	1.542	0.5573
351	1/29/1980	2:00:00	1.533	0.5496
352	1/9/2005	23:00:00	1.529	0.5462
353	3/5/1995	13:00:00	1.514	0.5338
354	9/3/1976	17:00:00	1.513	0.5333
355	1/4/1974	21:00:00	1.509	0.5302
356	2/20/1993	7:00:00	1.502	0.5241
357	3/16/1986	22:00:00	1.493	0.5167
358	4/5/2006	1:00:00	1.492	0.5158
359	1/7/1993	8:00:00	1.490	0.5140
360	2/22/2005	22:00:00	1.490	0.5140
361	2/14/1995	12:00:00	1.484	0.5094
362	3/2/1992	10:00:00	1.484	0.5090
363	1/29/1983	2:00:00	1.482	0.5079
364	1/5/1992	15:00:00	1.476	0.5023
365	1/18/1979	8:00:00	1.475	0.5022
366	3/5/1995	12:00:00	1.475	0.5021
367	1/14/1978	19:00:00	1.475	0.5015
368	1/25/1995	23:00:00	1.468	0.4963
369	3/1/1981	5:00:00	1.456	0.4861
370	3/10/1986	21:00:00	1.454	0.4845
371	1/6/1993	22:00:00	1.450	0.4816
372	12/11/1984	11:00:00	1.445	0.4773
373	2/8/1976	17:00:00	1.440	0.4737
374	2/5/1976	17:00:00	1.438	0.4721
375	12/11/1984	10:00:00	1.434	0.4689
376	3/26/1991	3:00:00	1.421	0.4586
377	12/27/1984	4:00:00	1.420	0.4579
378	5/2/1980	0:00:00	1.420	0.4577
379	11/24/1984	22:00:00	1.418	0.4565
380	2/1/1996	3:00:00	1.412	0.4515
381	1/7/2005	14:00:00	1.409	0.4488
382	2/21/2005	7:00:00	1.404	0.4449
383	1/14/1990	5:00:00	1.399	0.4416
384	12/18/1984	19:00:00	1.383	0.4289
385	1/5/1992	16:00:00	1.372	0.4202
386	12/7/1992	15:00:00	1.366	0.4160
387	2/28/2006	2:00:00	1.365	0.4146
388	1/6/1993	14:00:00	1.359	0.4107
389	1/26/1997	3:00:00	1.354	0.4062
390	1/27/2008	3:00:00	1.350	0.4034

341	3/6/1994	21:00:00	1.243	0.325
342	12/19/1978	7:00:00	1.241	0.324
343	11/4/1987	19:00:00	1.238	0.321
344	2/5/1978	18:00:00	1.235	0.319
345	1/7/2005	14:00:00	1.228	0.314
346	2/20/1993	7:00:00	1.222	0.311
347	11/24/1978	3:00:00	1.221	0.310
348	10/19/2004	18:00:00	1.219	0.308
349	1/5/1992	15:00:00	1.208	0.300
350	1/18/1979	8:00:00	1.206	0.299
351	12/29/2004	6:00:00	1.204	0.298
352	1/31/1979	7:00:00	1.201	0.296
353	3/1/1981	5:00:00	1.197	0.293
354	1/29/1980	2:00:00	1.193	0.290
355	1/14/1978	19:00:00	1.190	0.289
356	2/8/1976	17:00:00	1.184	0.284
357	3/5/1995	13:00:00	1.183	0.284
358	1/4/1974	21:00:00	1.182	0.283
359	2/14/1995	12:00:00	1.171	0.276
360	4/5/2006	1:00:00	1.170	0.275
361	1/15/1993	19:00:00	1.167	0.273
362	5/2/1980	0:00:00	1.161	0.269
363	3/5/1995	12:00:00	1.159	0.268
364	1/9/2005	23:00:00	1.159	0.268
365	2/5/1976	17:00:00	1.149	0.261
366	3/2/1983	16:00:00	1.141	0.256
367	1/14/1990	5:00:00	1.134	0.251
368	3/26/1991	3:00:00	1.133	0.250
369	2/22/2005	22:00:00	1.132	0.250
370	1/7/1993	8:00:00	1.131	0.250
371	3/16/1986	22:00:00	1.131	0.249
372	12/27/1984	3:00:00	1.126	0.246
373	1/29/1983	2:00:00	1.126	0.246
374	3/8/1975	13:00:00	1.126	0.246
375	12/27/1984	4:00:00	1.119	0.242
376	1/25/1995	23:00:00	1.116	0.240
377	1/11/2001	7:00:00	1.110	0.236
378	1/6/1993	22:00:00	1.106	0.233
379	4/18/1981	22:00:00	1.103	0.232
380	12/11/1984	11:00:00	1.101	0.230
381	4/20/1983	10:00:00	1.100	0.230
382	3/1/1983	15:00:00	1.096	0.227
383	4/29/1980	1:00:00	1.096	0.227
384	12/11/1984	10:00:00	1.094	0.226
385	1/10/1980	12:00:00	1.092	0.224
386	2/1/1996	3:00:00	1.077	0.215
387	2/28/2006	2:00:00	1.077	0.215
388	2/21/2005	7:00:00	1.076	0.215
389	11/24/1984	22:00:00	1.076	0.215
390	12/4/1974	10:00:00	1.074	0.213

391	3/8/1975	13:00:00	1.343	0.3978
392	1/11/2001	7:00:00	1.342	0.3974
393	2/2/1998	16:00:00	1.326	0.3857
394	12/18/1984	17:00:00	1.318	0.3793
395	1/10/1995	21:00:00	1.316	0.3776
396	4/20/1983	10:00:00	1.298	0.3646
397	4/29/1980	1:00:00	1.295	0.3624
398	12/17/1987	7:00:00	1.286	0.3556
399	1/10/1980	12:00:00	1.281	0.3525
400	1/7/2008	3:00:00	1.272	0.3461
401	11/29/1985	15:00:00	1.269	0.3434
402	12/11/1984	8:00:00	1.267	0.3419
403	10/27/2004	15:00:00	1.265	0.3409
404	3/1/1991	11:00:00	1.252	0.3318
405	1/7/2008	5:00:00	1.251	0.3308
406	3/6/1994	21:00:00	1.248	0.3285
407	11/1/1974	23:00:00	1.245	0.3268
408	2/12/2005	11:00:00	1.242	0.3245
409	2/5/1976	3:00:00	1.222	0.3101
410	3/1/1991	6:00:00	1.217	0.3070
411	12/27/1984	3:00:00	1.210	0.3020
412	2/15/1986	9:00:00	1.210	0.3018
413	3/1/1991	5:00:00	1.208	0.3009
414	3/26/1975	4:00:00	1.205	0.2988
415	1/17/1993	5:00:00	1.190	0.2885
416	9/25/1986	7:00:00	1.178	0.2804
417	3/6/1980	8:00:00	1.175	0.2785
418	2/28/2006	8:00:00	1.166	0.2723
419	1/27/1983	9:00:00	1.166	0.2723
420	3/1/1991	2:00:00	1.159	0.2676
421	3/20/1981	5:00:00	1.150	0.2616
422	11/25/1985	10:00:00	1.148	0.2603
423	2/13/1998	16:00:00	1.144	0.2575
424	10/19/2004	19:00:00	1.142	0.2565
425	8/17/1977	4:00:00	1.136	0.2529
426	2/2/1983	15:00:00	1.129	0.2484
427	1/6/1979	4:00:00	1.126	0.2464
428	11/25/1985	9:00:00	1.123	0.2441
429	10/20/1979	16:00:00	1.121	0.2432
430	2/12/2005	7:00:00	1.118	0.2413
431	2/7/1998	15:00:00	1.109	0.2355
432	3/6/1975	12:00:00	1.108	0.2350
433	2/28/1983	2:00:00	1.100	0.2296
434	12/30/1981	15:00:00	1.098	0.2285
435	2/6/1976	2:00:00	1.097	0.2278
436	3/2/1983	22:00:00	1.095	0.2262
437	3/3/1983	5:00:00	1.094	0.2259
438	12/4/1974	13:00:00	1.093	0.2250
439	3/3/1983	9:00:00	1.092	0.2249
440	9/25/1986	5:00:00	1.089	0.2227

391	11/1/1974	23:00:00	1.073	0.213
392	12/18/1984	19:00:00	1.061	0.205
393	1/5/1992	16:00:00	1.056	0.203
394	1/6/1993	14:00:00	1.052	0.200
395	3/26/1975	4:00:00	1.049	0.199
396	3/13/1996	2:00:00	1.049	0.199
397	12/7/1992	15:00:00	1.049	0.198
398	1/27/2008	3:00:00	1.041	0.193
399	1/26/1997	3:00:00	1.037	0.192
400	2/17/1997	20:00:00	1.031	0.188
401	2/2/1998	16:00:00	1.023	0.183
402	12/6/1986	18:00:00	1.020	0.181
403	12/18/1984	17:00:00	1.018	0.180
404	12/17/1987	7:00:00	1.018	0.180
405	1/10/1995	21:00:00	1.014	0.178
406	11/24/1984	18:00:00	1.014	0.178
407	12/11/1984	8:00:00	1.011	0.176
408	2/14/2008	17:00:00	1.006	0.173
409	3/20/1981	5:00:00	1.002	0.171
410	3/28/1979	10:00:00	1.000	0.170
411	3/10/1986	21:00:00	0.996	0.168
412	9/25/1986	5:00:00	0.992	0.166
413	12/10/1984	20:00:00	0.990	0.164
414	1/7/2008	3:00:00	0.988	0.163
415	11/29/1985	15:00:00	0.987	0.163
416	1/17/1993	5:00:00	0.985	0.162
417	12/7/1992	11:00:00	0.984	0.161
418	1/7/2008	5:00:00	0.980	0.159
419	2/5/1976	3:00:00	0.980	0.159
420	10/27/2004	15:00:00	0.977	0.157
421	2/12/2005	11:00:00	0.968	0.152
422	3/28/1979	20:00:00	0.967	0.151
423	3/20/1992	16:00:00	0.966	0.151
424	3/1/1991	11:00:00	0.963	0.149
425	2/6/1976	2:00:00	0.956	0.146
426	4/2/1974	5:00:00	0.953	0.144
427	1/11/2001	6:00:00	0.950	0.142
428	3/6/1980	8:00:00	0.945	0.140
429	3/1/1991	6:00:00	0.940	0.137
430	2/15/1986	9:00:00	0.938	0.136
431	9/25/1986	7:00:00	0.937	0.136
432	1/6/1979	4:00:00	0.937	0.136
433	12/17/2002	17:00:00	0.936	0.135
434	3/1/1991	5:00:00	0.934	0.134
435	3/6/1975	12:00:00	0.921	0.127
436	2/12/2005	2:00:00	0.921	0.127
437	12/25/2003	20:00:00	0.918	0.125
438	1/9/1980	17:00:00	0.914	0.124
439	1/25/1995	12:00:00	0.914	0.124
440	2/28/2006	8:00:00	0.914	0.124

441	3/5/1995	15:00:00	1.087	0.2216
442	3/13/1996	2:00:00	1.087	0.2215
443	12/7/1992	11:00:00	1.085	0.2201
444	3/3/1983	3:00:00	1.084	0.2198
445	3/28/1979	10:00:00	1.082	0.2186
446	1/16/1993	12:00:00	1.076	0.2150
447	1/25/1995	12:00:00	1.076	0.2149
448	1/16/1993	13:00:00	1.076	0.2146
449	1/11/2005	6:00:00	1.066	0.2084
450	1/11/2005	7:00:00	1.064	0.2077
451	12/10/1984	20:00:00	1.059	0.2042
452	10/19/2004	14:00:00	1.056	0.2029
453	1/10/2005	1:00:00	1.052	0.2000
454	12/4/1974	10:00:00	1.050	0.1988
455	3/28/1979	20:00:00	1.045	0.1962
456	1/15/1993	13:00:00	1.036	0.1907
457	1/7/1993	22:00:00	1.035	0.1902
458	3/12/1986	14:00:00	1.035	0.1899
459	3/12/1986	13:00:00	1.033	0.1888
460	12/25/2003	20:00:00	1.032	0.1884
461	1/7/1993	20:00:00	1.030	0.1870
462	3/2/1983	2:00:00	1.029	0.1866
463	1/9/2005	9:00:00	1.029	0.1864
464	1/12/1995	14:00:00	1.028	0.1859
465	1/13/1993	23:00:00	1.019	0.1810
466	3/12/1986	12:00:00	1.017	0.1796
467	3/16/1986	23:00:00	1.012	0.1767
468	3/25/1994	0:00:00	1.010	0.1757
469	2/22/2005	21:00:00	1.004	0.1721
470	2/22/2005	20:00:00	1.002	0.1708
471	1/7/1993	6:00:00	1.001	0.1707
472	2/14/2008	17:00:00	1.001	0.1704
473	1/7/1993	5:00:00	1.000	0.1696
474	1/14/1993	1:00:00	0.999	0.1693
475	10/20/1979	15:00:00	0.999	0.1692
476	11/24/1984	18:00:00	0.991	0.1647
477	3/25/1998	17:00:00	0.989	0.1639
478	3/26/1998	17:00:00	0.989	0.1639
479	3/30/1998	17:00:00	0.989	0.1639
480	12/29/2004	3:00:00	0.989	0.1636
481	1/7/1993	2:00:00	0.985	0.1617
482	3/2/1983	5:00:00	0.983	0.1603
483	11/30/2002	17:00:00	0.983	0.1603
484	1/7/1993	11:00:00	0.982	0.1600
485	11/11/1985	13:00:00	0.981	0.1592
486	11/25/1985	5:00:00	0.977	0.1568
487	12/5/1997	17:00:00	0.976	0.1566
488	1/13/1993	1:00:00	0.975	0.1557
489	1/6/1993	23:00:00	0.973	0.1549
490	1/5/1992	20:00:00	0.972	0.1544

441	1/27/1983	9:00:00	0.911	0.122
442	8/17/1977	4:00:00	0.907	0.120
443	3/1/1991	2:00:00	0.906	0.120
444	2/13/1998	16:00:00	0.902	0.118
445	2/12/2005	7:00:00	0.902	0.118
446	11/25/1985	10:00:00	0.899	0.116
447	12/4/1974	13:00:00	0.897	0.115
448	10/20/1979	16:00:00	0.897	0.115
449	2/28/1978	19:00:00	0.889	0.111
450	10/19/2004	19:00:00	0.886	0.110
451	2/2/1983	15:00:00	0.885	0.109
452	11/25/1985	9:00:00	0.882	0.108
453	12/30/1981	15:00:00	0.878	0.106
454	12/7/2007	9:00:00	0.868	0.101
455	3/30/1998	17:00:00	0.862	0.098
456	3/5/1995	15:00:00	0.862	0.098
457	3/1/1976	19:00:00	0.861	0.098
458	2/28/1991	16:00:00	0.857	0.096
459	2/7/1998	15:00:00	0.842	0.089
460	10/19/2004	14:00:00	0.831	0.084
461	3/4/2005	23:00:00	0.825	0.081
462	1/16/1993	12:00:00	0.821	0.080
463	1/16/1993	13:00:00	0.821	0.080
464	2/2/1983	14:00:00	0.818	0.078
465	10/20/1979	15:00:00	0.817	0.078
466	1/11/2005	6:00:00	0.814	0.076
467	1/11/2005	7:00:00	0.813	0.076
468	1/10/2005	1:00:00	0.805	0.073
469	11/11/1985	13:00:00	0.804	0.073
470	2/17/1997	21:00:00	0.803	0.072
471	3/25/1994	0:00:00	0.803	0.072
472	1/15/1993	13:00:00	0.797	0.069
473	12/29/2004	3:00:00	0.796	0.069
474	1/7/1993	22:00:00	0.793	0.068
475	3/3/1983	9:00:00	0.790	0.067
476	3/3/1983	5:00:00	0.790	0.066
477	1/9/2005	9:00:00	0.790	0.066
478	1/7/1993	20:00:00	0.790	0.066
479	1/12/1995	14:00:00	0.789	0.066
480	3/2/1983	22:00:00	0.787	0.065
481	11/25/1985	5:00:00	0.787	0.065
482	1/13/1993	23:00:00	0.783	0.064
483	3/3/1983	3:00:00	0.783	0.064
484	3/16/1986	23:00:00	0.775	0.060
485	1/14/1993	1:00:00	0.774	0.060
486	1/6/1992	0:00:00	0.773	0.060
487	2/22/2005	21:00:00	0.773	0.060
488	2/22/2005	20:00:00	0.771	0.059
489	3/5/2005	2:00:00	0.771	0.059
490	1/7/1993	6:00:00	0.770	0.059

491	1/25/1995	21:00:00	0.971	0.1540
492	1/9/1980	17:00:00	0.968	0.1521
493	3/5/2005	2:00:00	0.962	0.1489
494	1/26/1997	9:00:00	0.961	0.1482
495	1/5/1992	19:00:00	0.958	0.1469
496	3/4/2005	23:00:00	0.958	0.1467
497	11/24/1984	23:00:00	0.955	0.1452
498	11/25/2001	17:00:00	0.955	0.1448
499	12/7/1992	20:00:00	0.954	0.1447
500	4/26/1994	18:00:00	0.953	0.1442
501	2/1/1996	5:00:00	0.947	0.1410
502	1/26/1997	8:00:00	0.945	0.1395
503	2/28/1978	19:00:00	0.944	0.1392
504	1/5/1992	18:00:00	0.941	0.1375
505	2/12/2005	2:00:00	0.939	0.1365
506	2/28/1991	16:00:00	0.932	0.1330
507	12/7/2007	9:00:00	0.924	0.1290
508	1/5/1992	17:00:00	0.919	0.1262
509	1/6/1993	16:00:00	0.913	0.1230
510	2/21/2005	6:00:00	0.913	0.1229
511	12/30/1981	14:00:00	0.912	0.1228
512	12/6/1986	18:00:00	0.912	0.1227
513	1/12/1993	20:00:00	0.908	0.1208
514	8/17/1977	2:00:00	0.899	0.1160
515	11/4/1987	22:00:00	0.897	0.1153
516	1/12/1993	23:00:00	0.893	0.1133
517	1/10/1995	23:00:00	0.889	0.1111
518	2/18/2005	6:00:00	0.883	0.1085
519	1/31/1996	23:00:00	0.878	0.1057
520	2/7/1998	18:00:00	0.874	0.1038
521	2/27/1983	7:00:00	0.870	0.1021
522	2/17/1997	21:00:00	0.869	0.1015
523	4/2/1974	5:00:00	0.867	0.1005
524	2/21/2005	5:00:00	0.860	0.0975
525	4/20/1988	12:00:00	0.853	0.0942
526	12/28/1984	0:00:00	0.851	0.0933
527	12/16/1987	21:00:00	0.849	0.0922
528	1/12/2001	13:00:00	0.842	0.0892
529	3/2/1983	21:00:00	0.834	0.0852
530	12/29/1991	18:00:00	0.825	0.0815
531	2/22/2008	8:00:00	0.816	0.0775
532	1/7/2008	6:00:00	0.814	0.0765
533	12/28/1977	9:00:00	0.812	0.0757
534	2/27/1991	22:00:00	0.810	0.0751
535	12/27/1984	20:00:00	0.808	0.0742
536	2/19/2007	17:00:00	0.803	0.0718
537	12/16/1987	19:00:00	0.800	0.0706
538	1/8/1974	4:00:00	0.799	0.0702
539	1/8/1974	5:00:00	0.798	0.0697
540	2/14/1978	0:00:00	0.793	0.0679

491	1/7/1993	5:00:00	0.769	0.058
492	12/30/1981	14:00:00	0.763	0.056
493	1/7/1993	11:00:00	0.763	0.056
494	2/27/1991	22:00:00	0.760	0.055
495	1/7/1993	2:00:00	0.760	0.055
496	10/29/1974	6:00:00	0.758	0.054
497	2/11/2003	17:00:00	0.754	0.052
498	1/13/1993	1:00:00	0.754	0.052
499	8/17/1977	2:00:00	0.753	0.052
500	1/6/1993	23:00:00	0.752	0.052
501	1/5/1992	20:00:00	0.751	0.051
502	1/25/1995	21:00:00	0.750	0.051
503	1/5/1992	19:00:00	0.742	0.048
504	1/26/1997	9:00:00	0.741	0.048
505	12/7/1992	20:00:00	0.738	0.046
506	4/26/1994	18:00:00	0.738	0.046
507	4/4/1999	1:00:00	0.737	0.046
508	2/1/1996	5:00:00	0.732	0.044
509	1/26/1997	8:00:00	0.731	0.044
510	1/5/1992	18:00:00	0.731	0.044
511	11/24/1984	23:00:00	0.729	0.043
512	2/15/1992	14:00:00	0.729	0.043
513	2/18/2005	6:00:00	0.728	0.043
514	2/28/1997	1:00:00	0.727	0.042
515	3/12/1986	14:00:00	0.720	0.040
516	1/5/1992	17:00:00	0.717	0.039
517	3/12/1986	13:00:00	0.717	0.039
518	1/6/1993	16:00:00	0.715	0.038
519	2/21/2005	6:00:00	0.714	0.038
520	1/12/1993	23:00:00	0.711	0.037
521	2/8/1983	2:00:00	0.710	0.037
522	3/24/1983	22:00:00	0.710	0.037
523	1/12/1993	20:00:00	0.709	0.036
524	12/16/1987	15:00:00	0.707	0.036
525	1/12/1995	9:00:00	0.701	0.034
526	3/12/1986	12:00:00	0.699	0.033
527	11/4/1987	22:00:00	0.698	0.033
528	1/10/1995	23:00:00	0.694	0.031
529	2/21/2005	5:00:00	0.688	0.030
530	1/31/1996	23:00:00	0.687	0.029
531	1/26/1999	23:00:00	0.686	0.029
532	11/11/1985	12:00:00	0.678	0.026
533	3/2/1983	2:00:00	0.677	0.026
534	1/12/2001	13:00:00	0.677	0.026
535	1/9/2005	0:00:00	0.673	0.025
536	12/28/1984	0:00:00	0.672	0.025
537	4/20/1988	12:00:00	0.671	0.025
538	12/16/1987	21:00:00	0.667	0.023
539	2/7/1998	18:00:00	0.667	0.023
540	1/9/2005	8:00:00	0.664	0.022

541	2/13/1978	23:00:00	0.792	0.0674
542	3/24/1983	22:00:00	0.789	0.0662
543	11/11/1985	12:00:00	0.788	0.0657
544	3/5/1978	12:00:00	0.786	0.0649
545	1/7/1974	19:00:00	0.785	0.0645
546	10/29/1974	6:00:00	0.780	0.0625
547	12/16/1987	15:00:00	0.778	0.0618
548	12/19/1987	18:00:00	0.777	0.0612
549	2/12/2005	14:00:00	0.776	0.0610
550	1/7/1974	16:00:00	0.776	0.0608
551	3/5/1978	6:00:00	0.775	0.0606
552	3/1/1991	12:00:00	0.775	0.0605
553	2/15/1986	11:00:00	0.774	0.0599
554	1/7/1974	15:00:00	0.773	0.0597
555	1/9/2005	8:00:00	0.770	0.0587
556	2/11/1978	13:00:00	0.769	0.0581
557	1/11/2001	6:00:00	0.767	0.0575
558	1/12/1995	9:00:00	0.765	0.0567
559	12/5/2004	16:00:00	0.764	0.0562
560	12/16/1987	18:00:00	0.763	0.0559
561	1/8/1974	7:00:00	0.757	0.0534
562	10/20/2004	17:00:00	0.754	0.0522
563	1/6/1992	0:00:00	0.750	0.0507
564	3/10/1975	18:00:00	0.749	0.0506
565	2/28/2006	10:00:00	0.747	0.0497
566	3/10/1975	17:00:00	0.744	0.0488
567	2/16/1998	16:00:00	0.742	0.0480
568	4/12/1999	4:00:00	0.740	0.0470
569	3/10/1975	16:00:00	0.739	0.0467
570	3/16/1986	0:00:00	0.736	0.0458
571	2/12/2003	16:00:00	0.735	0.0452
572	3/4/1978	22:00:00	0.734	0.0450
573	2/28/2006	1:00:00	0.734	0.0449
574	1/17/1978	2:00:00	0.733	0.0448
575	3/10/1975	15:00:00	0.732	0.0444
576	12/29/1991	17:00:00	0.728	0.0429
577	3/4/1978	21:00:00	0.725	0.0418
578	3/13/1996	10:00:00	0.725	0.0417
579	2/19/1993	18:00:00	0.724	0.0416
580	2/20/1980	6:00:00	0.724	0.0414
581	3/10/1975	14:00:00	0.724	0.0413
582	2/22/2005	19:00:00	0.723	0.0411
583	2/15/1992	14:00:00	0.722	0.0408
584	2/2/1983	14:00:00	0.722	0.0406
585	12/26/1977	16:00:00	0.719	0.0396
586	1/17/1978	1:00:00	0.718	0.0394
587	11/24/1978	12:00:00	0.717	0.0391
588	3/1/1991	4:00:00	0.716	0.0387
589	2/19/1993	21:00:00	0.716	0.0386
590	1/9/2005	0:00:00	0.715	0.0385

541	4/21/1988	20:00:00	0.660	0.021
542	1/3/2005	18:00:00	0.657	0.021
543	12/29/1991	18:00:00	0.649	0.019
544	2/9/1981	0:00:00	0.648	0.018
545	3/1/1976	20:00:00	0.647	0.018
546	1/7/2008	6:00:00	0.646	0.018
547	2/22/2005	7:00:00	0.645	0.017
548	1/5/2008	12:00:00	0.645	0.017
549	2/22/2008	8:00:00	0.644	0.017
550	12/27/1984	20:00:00	0.643	0.017
551	2/22/2005	19:00:00	0.639	0.016
552	1/2/2006	16:00:00	0.635	0.015
553	2/19/2007	17:00:00	0.634	0.015
554	12/16/1987	19:00:00	0.634	0.015
555	11/5/1987	7:00:00	0.633	0.014
556	12/28/1977	9:00:00	0.627	0.013
557	2/18/2005	5:00:00	0.626	0.013
558	2/12/2005	14:00:00	0.623	0.012
559	2/28/2006	1:00:00	0.623	0.012
560	3/6/1980	6:00:00	0.620	0.011
561	1/8/1974	4:00:00	0.619	0.011
562	1/8/1974	5:00:00	0.618	0.011
563	12/19/1987	18:00:00	0.618	0.011
564	2/14/1978	0:00:00	0.614	0.010
565	2/13/1978	23:00:00	0.614	0.010
566	2/15/1986	11:00:00	0.613	0.010
567	2/24/1993	10:00:00	0.613	0.010
568	12/5/2004	16:00:00	0.612	0.010
569	1/7/1974	19:00:00	0.610	0.009
570	12/16/1987	18:00:00	0.610	0.009
571	3/1/1991	12:00:00	0.609	0.009
572	1/7/1974	16:00:00	0.604	0.008
573	2/8/1993	2:00:00	0.603	0.008
574	1/7/1974	15:00:00	0.602	0.008
575	2/11/1978	13:00:00	0.598	0.007
576	1/8/1974	7:00:00	0.598	0.007
577	2/19/1993	21:00:00	0.596	0.006
578	2/28/2006	10:00:00	0.596	0.006
579	4/12/1999	4:00:00	0.595	0.006
580	1/4/2005	3:00:00	0.595	0.006
581	3/2/1983	21:00:00	0.593	0.006
582	10/20/2004	17:00:00	0.593	0.006
583	12/7/1986	14:00:00	0.593	0.006
584	2/19/1993	18:00:00	0.591	0.006
585	3/16/1986	0:00:00	0.591	0.006
586	3/5/1978	12:00:00	0.590	0.005
587	12/29/1991	17:00:00	0.586	0.005
588	3/5/1978	6:00:00	0.584	0.004
589	3/10/1975	18:00:00	0.584	0.004
590	3/13/1996	10:00:00	0.583	0.004

591	3/1/1976	20:00:00	0.715	0.0382
592	3/11/1975	0:00:00	0.711	0.0369
593	4/21/1988	20:00:00	0.710	0.0367
594	12/16/1987	17:00:00	0.710	0.0367
595	2/11/1978	15:00:00	0.710	0.0366
596	2/2/1983	16:00:00	0.709	0.0363
597	3/1/1991	3:00:00	0.708	0.0362
598	2/19/1980	17:00:00	0.708	0.0360
599	1/15/1978	5:00:00	0.703	0.0345
600	12/26/1977	14:00:00	0.703	0.0344
601	1/5/1974	11:00:00	0.702	0.0341
602	1/17/1978	0:00:00	0.701	0.0339
603	3/10/1975	22:00:00	0.700	0.0335
604	3/6/1980	6:00:00	0.699	0.0331
605	4/18/1995	15:00:00	0.698	0.0328
606	3/1/1981	13:00:00	0.698	0.0327
607	1/5/2008	12:00:00	0.695	0.0317
608	2/15/1986	8:00:00	0.691	0.0307
609	1/5/1974	10:00:00	0.691	0.0307
610	3/10/1975	20:00:00	0.690	0.0302
611	2/21/1980	3:00:00	0.687	0.0294
612	11/24/1978	15:00:00	0.686	0.0291
613	12/26/1977	12:00:00	0.682	0.0278
614	3/25/1994	2:00:00	0.682	0.0278
615	12/19/1987	17:00:00	0.679	0.0268
616	2/22/2005	7:00:00	0.675	0.0258
617	3/5/1981	19:00:00	0.674	0.0254
618	2/8/1983	2:00:00	0.674	0.0253
619	2/13/1978	22:00:00	0.667	0.0234
620	11/5/1987	7:00:00	0.665	0.0227
621	1/8/1974	1:00:00	0.664	0.0224
622	1/18/1979	19:00:00	0.663	0.0223
623	2/20/1980	0:00:00	0.660	0.0215
624	2/7/1978	21:00:00	0.659	0.0211
625	4/18/1981	22:00:00	0.658	0.0210
626	1/6/1978	15:00:00	0.656	0.0202
627	2/7/1978	20:00:00	0.655	0.0201
628	2/15/1986	7:00:00	0.655	0.0201
629	3/4/1978	20:00:00	0.653	0.0194
630	1/7/2005	15:00:00	0.653	0.0194
631	1/4/2005	3:00:00	0.652	0.0191
632	2/18/1980	2:00:00	0.651	0.0190
633	1/1/1977	15:00:00	0.648	0.0181
634	1/29/1980	21:00:00	0.648	0.0180
635	2/18/1980	1:00:00	0.645	0.0174
636	12/26/1977	10:00:00	0.643	0.0169
637	3/1/1981	8:00:00	0.643	0.0168
638	1/26/1999	23:00:00	0.642	0.0165
639	3/2/1978	11:00:00	0.639	0.0158
640	1/19/1980	4:00:00	0.637	0.0153

591	3/10/1975	17:00:00	0.580	0.004
592	1/17/1978	2:00:00	0.580	0.004
593	4/10/1998	17:00:00	0.580	0.004
594	2/22/1980	17:00:00	0.578	0.004
595	3/2/1983	5:00:00	0.578	0.003
596	3/10/1975	16:00:00	0.577	0.003
597	12/26/1977	16:00:00	0.575	0.003
598	12/16/1987	17:00:00	0.575	0.003
599	3/10/1975	15:00:00	0.573	0.003
600	1/17/1978	1:00:00	0.573	0.003
601	3/1/1991	4:00:00	0.570	0.002
602	2/11/1978	15:00:00	0.569	0.002
603	3/22/1983	21:00:00	0.569	0.002
604	2/2/1983	16:00:00	0.569	0.002
605	3/10/1975	14:00:00	0.568	0.002
606	3/11/1975	0:00:00	0.567	0.002
607	12/26/1977	14:00:00	0.567	0.002
608	2/20/1980	6:00:00	0.567	0.002
609	3/1/1991	3:00:00	0.565	0.002
610	1/17/1978	0:00:00	0.565	0.002
611	3/4/1978	22:00:00	0.563	0.001
612	3/10/1975	22:00:00	0.561	0.001
613	11/24/1978	12:00:00	0.560	0.001
614	3/4/1978	21:00:00	0.559	0.001
615	2/15/1986	8:00:00	0.557	0.001
616	2/19/1980	17:00:00	0.556	0.001
617	12/26/1977	12:00:00	0.555	0.001
618	3/10/1975	20:00:00	0.555	0.001
619	12/19/1987	17:00:00	0.555	0.001
620	2/27/1983	7:00:00	0.554	0.001
621	1/5/1974	11:00:00	0.553	0.001
622	1/8/1974	1:00:00	0.552	0.000
623	2/13/1978	22:00:00	0.552	0.000
624	3/1/1981	13:00:00	0.551	0.000
625	2/21/1980	3:00:00	0.551	0.000
626	2/16/1998	16:00:00	0.551	0.000
627	1/15/1978	5:00:00	0.551	0.000
628	3/25/1994	2:00:00	0.550	0.000
629	11/24/1978	15:00:00	0.549	0.000
630	1/5/1974	10:00:00	0.547	0.000
631	1/11/2001	10:00:00	0.546	0.000
632	5/11/1998	17:00:00	0.544	0.000

ΣW_{POST} : 441

641	4/4/1999	1:00:00	0.633	0.0143
642	1/11/2001	10:00:00	0.633	0.0143
643	2/27/1983	20:00:00	0.632	0.0141
644	1/15/1978	0:00:00	0.628	0.0133
645	2/7/1998	19:00:00	0.627	0.0129
646	2/12/1978	23:00:00	0.626	0.0127
647	3/1/1981	7:00:00	0.625	0.0125
648	1/5/1974	3:00:00	0.625	0.0125
649	2/7/1998	14:00:00	0.625	0.0125
650	2/12/2005	3:00:00	0.624	0.0122
651	3/25/1994	1:00:00	0.621	0.0116
652	3/3/1983	7:00:00	0.618	0.0110
653	11/25/1985	8:00:00	0.618	0.0109
654	3/10/1986	20:00:00	0.618	0.0108
655	3/1/1981	12:00:00	0.617	0.0108
656	3/2/1992	16:00:00	0.617	0.0107
657	1/11/1980	11:00:00	0.617	0.0107
658	1/31/1979	15:00:00	0.616	0.0105
659	1/11/1980	10:00:00	0.616	0.0104
660	3/3/1983	4:00:00	0.613	0.0098
661	1/18/1993	7:00:00	0.613	0.0098
662	3/2/1983	6:00:00	0.612	0.0097
663	1/7/1974	14:00:00	0.612	0.0096
664	1/26/1997	0:00:00	0.611	0.0094
665	3/11/1995	6:00:00	0.610	0.0091
666	3/8/1974	11:00:00	0.609	0.0090
667	2/28/1991	17:00:00	0.608	0.0088
668	3/2/1978	6:00:00	0.608	0.0087
669	11/12/2003	10:00:00	0.607	0.0086
670	3/1/1981	6:00:00	0.607	0.0086
671	1/18/1979	9:00:00	0.606	0.0084
672	2/27/1983	17:00:00	0.606	0.0084
673	1/11/1980	8:00:00	0.606	0.0084
674	12/19/1978	0:00:00	0.606	0.0083
675	1/18/1993	10:00:00	0.605	0.0082
676	3/4/1983	5:00:00	0.604	0.0080
677	10/19/2004	15:00:00	0.600	0.0072
678	2/8/1976	23:00:00	0.599	0.0070
679	2/9/1976	0:00:00	0.596	0.0065
680	1/16/1993	14:00:00	0.595	0.0062
681	3/8/1974	10:00:00	0.594	0.0060
682	3/22/1983	21:00:00	0.593	0.0059
683	3/8/1975	14:00:00	0.590	0.0053
684	11/23/1973	4:00:00	0.589	0.0051
685	3/1/1976	19:00:00	0.585	0.0046
686	2/8/1976	20:00:00	0.584	0.0044
687	1/16/1993	3:00:00	0.582	0.0041
688	3/5/1995	14:00:00	0.580	0.0038
689	1/11/2001	9:00:00	0.580	0.0038
690	1/15/1993	20:00:00	0.579	0.0037

691	1/1/1977	14:00:00	0.579	0.0036
692	1/3/2005	18:00:00	0.578	0.0034
693	1/15/1993	21:00:00	0.577	0.0033
694	1/15/1993	17:00:00	0.576	0.0032
695	1/7/1992	21:00:00	0.575	0.0031
696	3/8/1974	9:00:00	0.575	0.0030
697	2/8/1976	18:00:00	0.574	0.0029
698	1/15/1993	15:00:00	0.573	0.0028
699	1/15/1993	18:00:00	0.573	0.0027
700	2/3/2008	13:00:00	0.572	0.0026
701	1/10/2005	0:00:00	0.571	0.0025
702	1/10/1978	20:00:00	0.570	0.0024
703	11/24/1978	11:00:00	0.569	0.0021
704	12/29/2004	5:00:00	0.566	0.0019
705	1/29/1980	12:00:00	0.566	0.0018
706	11/2/1974	0:00:00	0.565	0.0017
707	1/11/1980	2:00:00	0.565	0.0017
708	11/24/1978	9:00:00	0.564	0.0016
709	2/18/1980	8:00:00	0.560	0.0012
710	1/14/1978	21:00:00	0.556	0.0008
711	1/7/1993	23:00:00	0.556	0.0008
712	10/10/1986	2:00:00	0.556	0.0008
713	1/7/1993	21:00:00	0.553	0.0005
714	1/14/1993	5:00:00	0.552	0.0005
715	3/26/1991	4:00:00	0.552	0.0004
716	1/7/1993	17:00:00	0.549	0.0003
717	1/14/1993	4:00:00	0.549	0.0002
718	2/18/2005	7:00:00	0.547	0.0001
719	3/1/1978	14:00:00	0.547	0.0001

ΣW_{PRE} : 750

Equation H.8.1

$$W_t = \sum_{j=1}^n \Delta t_j \cdot (Q^{3m/2} - (0.1Q_2)^{3m/2})^{1.5} Q^m \quad E_t$$

$$W_t = \sum_{j=1}^n \Delta t_j \cdot (Q^{3m/2} - (0.1Q_2)^{3m/2})^{1.5} Q^m$$

m	0.400	(2/5)
3m/2	0.600	

SUMMARY

(a) ΣW_{PRE} :	750
(b) ΣW_{POST} :	441
(c) $S_{Y_{RUSLE}}$:	1.724
(d) $S_{Y_{NHD}}$:	N/A

E_p :	0.59	[(b)/(a)]
S_p :	1.72	[(c)]

E_p / S_p :	0.34
---------------	------

$E_p / S_p \leq 1.1$: No Net Impact Achieved.

POC 10C - WORK CALCULATIONS

(m = 0.25)

Work Calculations, Pre-Development Conditions				
Low flow Threshold:		0.489		cfs
Type of flow:		10% of Q ₂		
Notes:				
- Lower limit = upper limit = average flow = Q _{pre} as hourly flows are used.				
- # of bins = # of flow values larger than threshold.				
Bin	Date	Hour	Q _{pre} (cfs)	W _{PRE}
1	1/4/1978	21:00:00	10.232	3.712
2	2/20/1980	19:00:00	9.376	3.377
3	10/22/1976	17:00:00	8.284	2.947
4	10/22/1976	16:00:00	6.911	2.403
5	9/10/1976	10:00:00	6.718	2.326
6	10/31/1987	19:00:00	6.467	2.226
7	2/7/1998	17:00:00	6.449	2.219
8	2/6/1992	20:00:00	6.204	2.121
9	1/9/2005	21:00:00	6.174	2.109
10	1/29/1980	7:00:00	5.889	1.9955
11	2/19/1993	16:00:00	5.836	1.9745
12	2/2/1998	17:00:00	5.678	1.9115
13	10/20/2004	12:00:00	5.432	1.8134
14	2/13/1998	17:00:00	5.328	1.7718
15	10/27/2004	5:00:00	5.236	1.7348
16	10/18/2004	13:00:00	5.225	1.7306
17	3/6/1975	11:00:00	5.193	1.7178
18	3/1/1983	16:00:00	4.909	1.6046
19	1/31/1979	14:00:00	4.891	1.5973
20	1/9/2005	20:00:00	4.863	1.5859
21	3/2/1983	18:00:00	4.474	1.4306
22	2/15/1992	15:00:00	4.380	1.3932
23	2/21/2005	14:00:00	4.348	1.3807
24	10/10/1986	0:00:00	4.314	1.3670
25	8/17/1977	3:00:00	4.203	1.3226
26	4/18/1995	12:00:00	4.128	1.2929
27	12/4/1974	12:00:00	4.124	1.2914
28	3/3/1983	1:00:00	4.037	1.2567
29	1/18/1993	6:00:00	4.027	1.2528
30	12/28/1977	8:00:00	3.990	1.2379
31	1/13/1993	22:00:00	3.962	1.2268
32	2/20/1980	20:00:00	3.929	1.2138
33	3/4/1978	18:00:00	3.885	1.1961
34	4/23/1980	4:00:00	3.873	1.1915
35	2/18/1980	5:00:00	3.864	1.1878
36	2/15/1986	4:00:00	3.843	1.1795
37	1/31/1979	16:00:00	3.828	1.1735
38	1/31/1979	13:00:00	3.786	1.1566
39	2/16/1980	20:00:00	3.784	1.1560
40	2/12/2003	17:00:00	3.724	1.1324

Work Calculations, Post-Development Conditions				
Low flow Threshold:		0.489		cfs
Type of flow:		10% of Q ₂		
- Duration of flows: 1 hr.				
- Date & hour provide if verification is desired.				
Bin	Date	Hour	Q _{post} (cfs)	W _{POST}
1	1/4/1978	21:00:00	8.897	3.188
2	2/20/1980	19:00:00	8.206	2.916
3	10/22/1976	17:00:00	7.303	2.558
4	10/22/1976	16:00:00	6.118	2.087
5	9/10/1976	10:00:00	5.919	2.007
6	10/31/1987	19:00:00	5.676	1.911
7	2/7/1998	17:00:00	5.644	1.898
8	2/6/1992	20:00:00	5.486	1.835
9	1/9/2005	21:00:00	5.408	1.804
10	1/29/1980	7:00:00	5.175	1.711
11	2/19/1993	16:00:00	5.144	1.698
12	2/2/1998	17:00:00	4.987	1.635
13	10/20/2004	12:00:00	4.772	1.550
14	2/13/1998	17:00:00	4.685	1.515
15	10/27/2004	5:00:00	4.642	1.498
16	3/6/1975	11:00:00	4.636	1.495
17	10/18/2004	13:00:00	4.632	1.494
18	1/31/1979	14:00:00	4.299	1.361
19	1/9/2005	20:00:00	4.265	1.348
20	3/1/1983	16:00:00	4.248	1.341
21	3/2/1983	18:00:00	3.881	1.195
22	2/15/1992	15:00:00	3.847	1.181
23	10/10/1986	0:00:00	3.829	1.174
24	2/21/2005	14:00:00	3.821	1.171
25	8/17/1977	3:00:00	3.729	1.134
26	12/4/1974	12:00:00	3.682	1.116
27	1/18/1993	6:00:00	3.535	1.057
28	4/18/1995	12:00:00	3.532	1.056
29	12/28/1977	8:00:00	3.505	1.045
30	3/3/1983	1:00:00	3.504	1.045
31	4/23/1980	4:00:00	3.500	1.043
32	1/13/1993	22:00:00	3.481	1.036
33	2/20/1980	20:00:00	3.454	1.025
34	3/4/1978	18:00:00	3.417	1.010
35	2/15/1986	4:00:00	3.406	1.006
36	2/18/1980	5:00:00	3.401	1.004
37	1/31/1979	16:00:00	3.369	0.992
38	2/16/1980	20:00:00	3.339	0.980
39	1/31/1979	13:00:00	3.336	0.978
40	1/31/1979	8:00:00	3.215	0.931

41	1/31/1979	8:00:00	3.634	1.0966
42	3/3/1983	6:00:00	3.601	1.0835
43	2/25/2003	17:00:00	3.507	1.0461
44	1/9/1980	13:00:00	3.492	1.0403
45	2/16/1998	17:00:00	3.397	1.0027
46	5/1/1978	5:00:00	3.309	0.9677
47	3/5/2005	0:00:00	3.299	0.9641
48	10/27/2004	14:00:00	3.288	0.9597
49	10/20/2004	16:00:00	3.283	0.9577
50	10/20/2004	15:00:00	3.276	0.9550
51	10/20/2004	13:00:00	3.262	0.9495
52	2/15/1986	6:00:00	3.150	0.9054
53	1/11/2005	4:00:00	3.135	0.8995
54	11/25/1985	7:00:00	3.134	0.8991
55	10/27/2004	8:00:00	3.114	0.8910
56	12/29/2004	4:00:00	3.094	0.8832
57	2/23/2005	4:00:00	3.093	0.8828
58	2/15/1986	5:00:00	3.080	0.8776
59	3/16/1986	21:00:00	3.078	0.8768
60	10/28/1974	12:00:00	3.076	0.8761
61	1/25/1995	19:00:00	3.039	0.8615
62	12/29/2004	2:00:00	3.035	0.8602
63	10/27/2004	7:00:00	3.028	0.8574
64	3/21/1983	5:00:00	3.018	0.8535
65	2/21/2005	11:00:00	3.011	0.8507
66	10/19/2004	8:00:00	3.000	0.8463
67	4/4/2006	23:00:00	2.982	0.8393
68	3/11/1995	4:00:00	2.956	0.8290
69	2/27/1978	22:00:00	2.936	0.8212
70	11/22/1996	3:00:00	2.934	0.8204
71	11/12/2003	7:00:00	2.919	0.8147
72	10/28/1974	11:00:00	2.912	0.8118
73	1/27/2008	2:00:00	2.910	0.8112
74	12/25/2003	19:00:00	2.909	0.8107
75	12/28/1977	13:00:00	2.899	0.8068
76	10/27/2004	6:00:00	2.885	0.8013
77	3/6/1980	5:00:00	2.883	0.8006
78	2/13/1978	11:00:00	2.865	0.7937
79	1/8/1998	17:00:00	2.861	0.7918
80	2/10/1978	6:00:00	2.831	0.7802
81	2/10/1978	5:00:00	2.828	0.7791
82	4/5/2006	7:00:00	2.819	0.7754
83	12/28/2004	22:00:00	2.817	0.7748
84	2/19/1980	22:00:00	2.816	0.7743
85	3/1/1981	14:00:00	2.815	0.7738
86	3/5/1995	20:00:00	2.809	0.7716
87	1/15/1978	4:00:00	2.799	0.7679
88	1/10/1978	8:00:00	2.796	0.7664
89	12/18/1988	14:00:00	2.794	0.7658
90	2/19/1980	16:00:00	2.786	0.7626

41	2/12/2003	17:00:00	3.187	0.920
42	3/3/1983	6:00:00	3.125	0.896
43	1/9/1980	13:00:00	3.118	0.893
44	2/25/2003	17:00:00	3.077	0.877
45	2/16/1998	17:00:00	2.964	0.832
46	5/1/1978	5:00:00	2.951	0.827
47	3/5/2005	0:00:00	2.941	0.823
48	10/27/2004	14:00:00	2.907	0.810
49	10/20/2004	16:00:00	2.895	0.805
50	10/20/2004	15:00:00	2.890	0.803
51	10/20/2004	13:00:00	2.878	0.799
52	2/15/1986	6:00:00	2.791	0.765
53	11/25/1985	7:00:00	2.782	0.761
54	10/27/2004	8:00:00	2.762	0.753
55	1/11/2005	4:00:00	2.757	0.751
56	12/29/2004	4:00:00	2.751	0.749
57	10/28/1974	12:00:00	2.748	0.748
58	3/6/1980	5:00:00	2.746	0.747
59	2/15/1986	5:00:00	2.734	0.742
60	2/23/2005	4:00:00	2.723	0.738
61	3/16/1986	21:00:00	2.709	0.733
62	12/29/2004	2:00:00	2.705	0.731
63	12/25/2003	19:00:00	2.703	0.730
64	3/21/1983	5:00:00	2.697	0.728
65	10/27/2004	7:00:00	2.693	0.727
66	10/14/2006	0:00:00	2.690	0.725
67	2/27/1978	22:00:00	2.680	0.721
68	1/25/1995	19:00:00	2.679	0.721
69	10/19/2004	8:00:00	2.665	0.716
70	2/21/2005	11:00:00	2.661	0.714
71	4/4/2006	23:00:00	2.660	0.714
72	3/11/1995	4:00:00	2.642	0.707
73	10/28/1974	11:00:00	2.619	0.698
74	11/22/1996	3:00:00	2.618	0.697
75	11/12/2003	7:00:00	2.606	0.693
76	1/27/2008	2:00:00	2.583	0.684
77	10/27/2004	6:00:00	2.579	0.682
78	12/28/1977	13:00:00	2.555	0.673
79	12/4/1987	22:00:00	2.554	0.673
80	12/28/2004	22:00:00	2.541	0.667
81	2/13/1978	11:00:00	2.529	0.663
82	12/23/1982	1:00:00	2.518	0.659
83	4/5/2006	7:00:00	2.501	0.652
84	2/10/1978	6:00:00	2.498	0.651
85	2/10/1978	5:00:00	2.496	0.650
86	12/18/1988	14:00:00	2.491	0.648
87	3/5/1995	20:00:00	2.491	0.648
88	2/19/1980	22:00:00	2.484	0.646
89	3/1/1981	14:00:00	2.484	0.645
90	2/15/1986	3:00:00	2.476	0.643

91	2/18/1980	9:00:00	2.784	0.7619
92	10/14/2006	0:00:00	2.783	0.7614
93	10/27/2004	10:00:00	2.779	0.7598
94	3/5/1995	17:00:00	2.763	0.7538
95	2/15/1986	3:00:00	2.761	0.7528
96	1/29/1980	20:00:00	2.751	0.7491
97	1/11/1980	13:00:00	2.745	0.7465
98	2/27/1983	19:00:00	2.743	0.7460
99	12/23/1982	1:00:00	2.738	0.7440
100	1/29/1980	18:00:00	2.734	0.7424
101	3/1/1983	17:00:00	2.730	0.7409
102	3/2/1983	19:00:00	2.730	0.7408
103	3/2/1983	17:00:00	2.729	0.7406
104	3/27/1998	17:00:00	2.728	0.7403
105	2/9/1976	1:00:00	2.719	0.7366
106	3/11/2006	1:00:00	2.716	0.7356
107	2/26/1983	15:00:00	2.715	0.7351
108	2/8/1976	22:00:00	2.709	0.7327
109	1/11/1980	7:00:00	2.708	0.7324
110	2/8/1976	21:00:00	2.705	0.7310
111	1/11/2005	5:00:00	2.701	0.7294
112	11/12/2003	6:00:00	2.696	0.7277
113	2/16/1980	19:00:00	2.682	0.7221
114	1/31/1979	12:00:00	2.677	0.7201
115	12/4/1987	22:00:00	2.663	0.7149
116	2/11/2005	16:00:00	2.651	0.7101
117	12/18/1978	18:00:00	2.647	0.7084
118	1/14/1978	20:00:00	2.632	0.7029
119	3/2/1992	15:00:00	2.629	0.7018
120	2/7/1976	4:00:00	2.606	0.6926
121	2/21/2005	13:00:00	2.601	0.6908
122	1/12/1997	17:00:00	2.588	0.6856
123	12/7/1992	17:00:00	2.569	0.6783
124	2/1/1996	2:00:00	2.563	0.6761
125	11/11/1985	11:00:00	2.547	0.6700
126	3/16/1986	11:00:00	2.544	0.6689
127	2/28/2006	0:00:00	2.542	0.6681
128	2/14/1980	17:00:00	2.529	0.6631
129	2/28/1978	20:00:00	2.522	0.6603
130	1/12/2001	12:00:00	2.486	0.6464
131	12/28/2004	19:00:00	2.457	0.6352
132	11/30/2007	23:00:00	2.434	0.6265
133	1/7/2008	1:00:00	2.434	0.6262
134	12/25/1988	1:00:00	2.427	0.6236
135	11/20/1983	12:00:00	2.422	0.6216
136	1/10/1995	20:00:00	2.419	0.6204
137	2/9/1981	2:00:00	2.400	0.6134
138	1/16/1979	2:00:00	2.399	0.6128
139	10/20/2004	14:00:00	2.398	0.6125
140	1/31/1979	6:00:00	2.378	0.6047

91	1/10/1978	8:00:00	2.472	0.641
92	1/15/1978	4:00:00	2.469	0.640
93	2/19/1980	16:00:00	2.465	0.638
94	10/27/2004	10:00:00	2.463	0.637
95	1/8/1998	17:00:00	2.459	0.636
96	2/18/1980	9:00:00	2.458	0.636
97	3/5/1995	17:00:00	2.455	0.634
98	3/11/2006	1:00:00	2.439	0.628
99	11/12/2003	6:00:00	2.432	0.625
100	1/29/1980	20:00:00	2.430	0.625
101	1/11/1980	13:00:00	2.429	0.624
102	2/11/2005	16:00:00	2.420	0.621
103	1/29/1980	18:00:00	2.417	0.620
104	1/11/1980	7:00:00	2.402	0.614
105	2/9/1976	1:00:00	2.400	0.613
106	2/8/1976	22:00:00	2.392	0.610
107	2/8/1976	21:00:00	2.389	0.609
108	2/16/1980	19:00:00	2.380	0.605
109	1/11/2005	5:00:00	2.378	0.605
110	3/2/1992	15:00:00	2.372	0.603
111	1/31/1979	12:00:00	2.369	0.601
112	3/2/1983	19:00:00	2.361	0.598
113	3/2/1983	17:00:00	2.360	0.598
114	3/27/1998	17:00:00	2.358	0.597
115	12/18/1978	18:00:00	2.357	0.597
116	3/1/1983	17:00:00	2.349	0.594
117	11/11/1985	11:00:00	2.340	0.590
118	2/27/1983	19:00:00	2.337	0.589
119	1/14/1978	20:00:00	2.334	0.588
120	1/12/1997	17:00:00	2.329	0.586
121	2/28/2006	0:00:00	2.321	0.583
122	2/7/1976	4:00:00	2.314	0.581
123	2/21/2005	13:00:00	2.298	0.574
124	12/28/2004	19:00:00	2.272	0.564
125	12/7/1992	17:00:00	2.270	0.564
126	2/1/1996	2:00:00	2.265	0.562
127	2/26/1983	15:00:00	2.262	0.561
128	2/14/1980	17:00:00	2.262	0.561
129	3/16/1986	11:00:00	2.257	0.559
130	2/28/1978	20:00:00	2.251	0.556
131	1/12/2001	12:00:00	2.216	0.543
132	11/30/2007	23:00:00	2.196	0.535
133	1/7/2008	1:00:00	2.165	0.524
134	1/16/1979	2:00:00	2.164	0.523
135	12/25/1988	1:00:00	2.156	0.520
136	1/10/1995	20:00:00	2.156	0.520
137	11/20/1983	12:00:00	2.149	0.518
138	2/9/1981	2:00:00	2.144	0.516
139	1/31/1979	6:00:00	2.134	0.512
140	10/20/2004	14:00:00	2.124	0.508

141	3/13/1996	9:00:00	2.366	0.6004
142	2/19/2007	13:00:00	2.363	0.5989
143	3/5/1995	18:00:00	2.345	0.5920
144	2/8/1994	7:00:00	2.331	0.5870
145	3/6/1980	10:00:00	2.328	0.5857
146	4/15/1976	21:00:00	2.319	0.5824
147	10/10/1986	4:00:00	2.311	0.5790
148	2/27/1983	18:00:00	2.307	0.5775
149	2/14/2001	17:00:00	2.303	0.5761
150	10/27/2004	9:00:00	2.300	0.5751
151	1/6/2008	7:00:00	2.293	0.5724
152	1/17/1990	3:00:00	2.274	0.5651
153	3/18/1983	23:00:00	2.273	0.5647
154	1/18/1993	14:00:00	2.262	0.5604
155	12/25/1988	0:00:00	2.232	0.5489
156	2/5/1978	15:00:00	2.231	0.5489
157	1/9/2005	5:00:00	2.220	0.5444
158	1/4/2005	4:00:00	2.209	0.5402
159	2/23/2004	17:00:00	2.193	0.5344
160	2/14/1995	11:00:00	2.174	0.5269
161	11/11/1978	22:00:00	2.170	0.5256
162	3/15/1986	23:00:00	2.166	0.5242
163	2/21/2005	12:00:00	2.161	0.5222
164	4/28/2005	23:00:00	2.158	0.5212
165	11/25/1985	1:00:00	2.144	0.5158
166	9/10/1976	9:00:00	2.139	0.5138
167	2/8/1983	6:00:00	2.133	0.5116
168	1/29/1983	1:00:00	2.129	0.5099
169	2/13/1992	6:00:00	2.112	0.5035
170	3/5/2005	1:00:00	2.099	0.4988
171	10/28/1974	13:00:00	2.093	0.4966
172	12/18/1984	18:00:00	2.091	0.4958
173	1/4/1974	20:00:00	2.079	0.4911
174	12/7/1992	14:00:00	2.077	0.4903
175	11/25/1983	0:00:00	2.071	0.4883
176	3/24/1998	17:00:00	2.058	0.4833
177	2/14/1995	10:00:00	2.039	0.4760
178	1/27/1983	11:00:00	2.033	0.4738
179	2/5/1976	2:00:00	2.002	0.4625
180	3/1/1991	9:00:00	1.987	0.4567
181	3/1/1991	7:00:00	1.974	0.4518
182	3/19/1981	23:00:00	1.972	0.4512
183	4/20/1988	9:00:00	1.972	0.4511
184	5/9/1977	0:00:00	1.963	0.4478
185	2/19/1993	17:00:00	1.938	0.4383
186	11/8/2004	1:00:00	1.930	0.4356
187	12/18/1984	16:00:00	1.928	0.4345
188	12/9/1996	19:00:00	1.925	0.4337
189	3/11/2006	3:00:00	1.925	0.4334
190	3/5/1995	19:00:00	1.924	0.4331

141	3/13/1996	9:00:00	2.107	0.502
142	2/19/2007	13:00:00	2.102	0.500
143	2/8/1994	7:00:00	2.101	0.499
144	3/5/1995	18:00:00	2.088	0.495
145	3/6/1980	10:00:00	2.082	0.492
146	4/15/1976	21:00:00	2.075	0.490
147	3/18/1983	23:00:00	2.065	0.486
148	10/10/1986	4:00:00	2.064	0.485
149	1/6/2008	7:00:00	2.060	0.484
150	10/27/2004	9:00:00	2.048	0.480
151	1/17/1990	3:00:00	2.037	0.475
152	12/25/1988	0:00:00	2.016	0.468
153	2/5/1978	15:00:00	2.014	0.467
154	1/18/1993	14:00:00	2.001	0.462
155	4/28/2005	23:00:00	1.996	0.460
156	11/25/1985	1:00:00	1.990	0.458
157	11/11/1978	22:00:00	1.971	0.451
158	3/15/1986	23:00:00	1.966	0.449
159	1/9/2005	5:00:00	1.962	0.447
160	2/14/1995	11:00:00	1.962	0.447
161	9/10/1976	9:00:00	1.961	0.447
162	2/27/1983	18:00:00	1.954	0.444
163	1/4/2005	4:00:00	1.952	0.444
164	2/23/2004	17:00:00	1.933	0.437
165	11/25/1983	0:00:00	1.928	0.435
166	1/4/1974	20:00:00	1.924	0.433
167	2/21/2005	12:00:00	1.915	0.430
168	2/8/1983	6:00:00	1.908	0.427
169	1/29/1983	1:00:00	1.901	0.424
170	3/5/2005	1:00:00	1.886	0.419
171	10/28/1974	13:00:00	1.883	0.418
172	2/13/1992	6:00:00	1.880	0.417
173	2/14/1995	10:00:00	1.874	0.415
174	2/14/2001	17:00:00	1.867	0.412
175	12/18/1984	18:00:00	1.858	0.409
176	12/7/1992	14:00:00	1.846	0.404
177	2/5/1976	2:00:00	1.845	0.404
178	11/8/2004	1:00:00	1.829	0.398
179	3/19/1981	23:00:00	1.819	0.395
180	1/27/1983	11:00:00	1.808	0.390
181	12/9/1996	19:00:00	1.786	0.382
182	5/9/1977	0:00:00	1.778	0.379
183	4/20/1988	9:00:00	1.771	0.377
184	1/14/1990	4:00:00	1.765	0.375
185	3/1/1991	9:00:00	1.765	0.375
186	3/1/1991	7:00:00	1.755	0.371
187	1/28/1980	22:00:00	1.749	0.369
188	12/18/1984	16:00:00	1.744	0.367
189	2/19/1993	17:00:00	1.740	0.365
190	3/11/2006	3:00:00	1.737	0.364

191	3/22/2005	23:00:00	1.894	0.4222
192	12/27/1984	19:00:00	1.894	0.4219
193	11/20/1983	11:00:00	1.890	0.4205
194	4/5/2006	2:00:00	1.875	0.4152
195	3/5/1995	16:00:00	1.872	0.4140
196	2/19/2007	12:00:00	1.869	0.4129
197	2/27/1983	6:00:00	1.861	0.4098
198	10/19/2004	16:00:00	1.861	0.4098
199	12/17/2002	17:00:00	1.860	0.4095
200	9/25/1986	6:00:00	1.850	0.4057
201	2/23/1998	17:00:00	1.849	0.4053
202	2/26/2004	17:00:00	1.849	0.4053
203	1/28/1980	22:00:00	1.844	0.4035
204	1/16/1993	11:00:00	1.839	0.4018
205	1/16/1993	10:00:00	1.838	0.4015
206	1/16/1993	9:00:00	1.837	0.4009
207	12/29/1976	14:00:00	1.835	0.4001
208	1/11/2005	8:00:00	1.830	0.3986
209	1/11/2005	3:00:00	1.827	0.3972
210	1/15/1993	16:00:00	1.820	0.3946
211	1/15/1993	14:00:00	1.817	0.3936
212	1/14/1990	4:00:00	1.816	0.3934
213	1/8/1993	0:00:00	1.806	0.3897
214	3/2/1992	17:00:00	1.804	0.3887
215	3/11/1975	14:00:00	1.801	0.3877
216	1/8/1974	3:00:00	1.799	0.3872
217	2/13/1978	13:00:00	1.794	0.3852
218	11/12/2003	9:00:00	1.792	0.3843
219	1/6/1979	3:00:00	1.791	0.3842
220	2/13/1978	0:00:00	1.787	0.3828
221	1/7/1974	18:00:00	1.786	0.3823
222	3/5/1978	8:00:00	1.785	0.3818
223	2/8/1983	7:00:00	1.780	0.3800
224	2/23/2005	1:00:00	1.777	0.3789
225	1/28/2005	17:00:00	1.767	0.3754
226	1/7/1993	4:00:00	1.767	0.3753
227	1/7/1993	3:00:00	1.763	0.3739
228	1/17/1978	3:00:00	1.761	0.3730
229	3/12/1978	2:00:00	1.756	0.3714
230	1/11/2001	8:00:00	1.755	0.3709
231	1/7/1993	0:00:00	1.751	0.3695
232	3/12/1978	1:00:00	1.750	0.3691
233	2/21/1980	5:00:00	1.750	0.3690
234	12/3/1983	17:00:00	1.747	0.3681
235	11/24/1978	13:00:00	1.743	0.3667
236	3/12/1978	0:00:00	1.743	0.3665
237	12/4/1974	11:00:00	1.741	0.3660
238	2/21/1980	1:00:00	1.741	0.3658
239	2/20/1980	18:00:00	1.733	0.3629
240	3/11/1986	2:00:00	1.726	0.3604

191	3/5/1995	19:00:00	1.720	0.358
192	12/27/1984	19:00:00	1.719	0.358
193	1/6/1979	3:00:00	1.711	0.355
194	11/20/1983	11:00:00	1.695	0.349
195	3/22/2005	23:00:00	1.694	0.349
196	2/19/2007	12:00:00	1.679	0.343
197	3/5/1995	16:00:00	1.679	0.343
198	12/29/1976	14:00:00	1.678	0.343
199	4/5/2006	2:00:00	1.676	0.342
200	9/25/1986	6:00:00	1.675	0.342
201	1/28/2005	17:00:00	1.672	0.341
202	10/19/2004	16:00:00	1.660	0.337
203	12/3/1983	17:00:00	1.657	0.336
204	11/23/1973	0:00:00	1.644	0.331
205	11/21/2004	8:00:00	1.642	0.330
206	2/23/1998	17:00:00	1.636	0.328
207	2/26/2004	17:00:00	1.636	0.328
208	3/2/1992	17:00:00	1.631	0.326
209	1/16/1993	11:00:00	1.626	0.324
210	1/16/1993	10:00:00	1.625	0.324
211	1/16/1993	9:00:00	1.624	0.323
212	12/4/1974	11:00:00	1.620	0.322
213	1/11/2005	8:00:00	1.619	0.322
214	1/11/2005	3:00:00	1.616	0.320
215	1/11/2001	8:00:00	1.612	0.319
216	11/12/2003	9:00:00	1.611	0.319
217	1/15/1993	16:00:00	1.610	0.319
218	1/15/1993	14:00:00	1.608	0.318
219	1/8/1993	0:00:00	1.598	0.314
220	1/8/1974	3:00:00	1.595	0.313
221	3/11/1975	14:00:00	1.593	0.312
222	2/13/1978	13:00:00	1.590	0.311
223	1/7/1974	18:00:00	1.585	0.309
224	2/13/1978	0:00:00	1.584	0.309
225	2/8/1983	7:00:00	1.580	0.308
226	2/23/2005	1:00:00	1.576	0.306
227	1/7/1993	4:00:00	1.567	0.303
228	3/5/1978	8:00:00	1.567	0.303
229	1/17/1978	3:00:00	1.565	0.303
230	1/7/1993	3:00:00	1.564	0.302
231	1/4/1987	19:00:00	1.557	0.299
232	1/7/1993	0:00:00	1.555	0.299
233	2/21/1980	5:00:00	1.554	0.298
234	2/21/1980	1:00:00	1.548	0.296
235	11/24/1978	13:00:00	1.545	0.295
236	3/12/1978	2:00:00	1.543	0.294
237	2/20/1980	18:00:00	1.541	0.294
238	3/12/1978	1:00:00	1.537	0.293
239	11/25/1985	4:00:00	1.535	0.292
240	2/10/1978	4:00:00	1.533	0.291

241	1/15/1978	6:00:00	1.725	0.3601
242	2/10/1978	4:00:00	1.720	0.3582
243	2/22/1998	17:00:00	1.717	0.3572
244	3/5/1978	5:00:00	1.717	0.3571
245	2/1/1996	4:00:00	1.715	0.3564
246	3/24/1983	4:00:00	1.703	0.3520
247	1/15/1978	3:00:00	1.700	0.3508
248	3/16/1986	17:00:00	1.698	0.3500
249	11/25/1985	4:00:00	1.690	0.3473
250	1/15/1978	2:00:00	1.688	0.3467
251	2/18/1980	6:00:00	1.688	0.3466
252	3/2/1981	2:00:00	1.682	0.3444
253	1/4/1987	19:00:00	1.681	0.3439
254	1/15/1978	1:00:00	1.674	0.3416
255	2/18/1980	4:00:00	1.670	0.3400
256	1/16/1978	23:00:00	1.669	0.3398
257	2/7/1978	19:00:00	1.669	0.3397
258	3/5/1978	16:00:00	1.669	0.3396
259	1/7/1993	16:00:00	1.668	0.3393
260	11/23/1973	0:00:00	1.666	0.3385
261	1/29/1980	23:00:00	1.665	0.3383
262	2/11/1978	12:00:00	1.662	0.3372
263	1/29/1980	19:00:00	1.656	0.3350
264	1/18/1979	18:00:00	1.653	0.3340
265	1/27/1983	13:00:00	1.651	0.3332
266	12/19/1978	9:00:00	1.650	0.3329
267	1/11/1980	12:00:00	1.649	0.3326
268	11/24/1978	7:00:00	1.643	0.3305
269	3/2/1978	10:00:00	1.643	0.3303
270	1/31/1996	22:00:00	1.638	0.3287
271	1/11/1980	9:00:00	1.634	0.3272
272	1/11/2005	2:00:00	1.632	0.3263
273	1/5/1974	2:00:00	1.629	0.3254
274	4/20/1983	12:00:00	1.629	0.3254
275	2/9/1976	3:00:00	1.626	0.3242
276	1/6/1992	12:00:00	1.616	0.3206
277	1/29/1980	13:00:00	1.612	0.3191
278	1/19/1980	3:00:00	1.610	0.3185
279	3/11/1978	23:00:00	1.609	0.3182
280	3/11/2006	13:00:00	1.609	0.3180
281	2/8/1976	19:00:00	1.606	0.3172
282	12/7/1992	13:00:00	1.606	0.3171
283	12/20/2002	17:00:00	1.606	0.3169
284	1/3/2005	10:00:00	1.605	0.3168
285	1/5/1974	1:00:00	1.605	0.3165
286	4/20/1983	11:00:00	1.596	0.3134
287	12/18/1978	23:00:00	1.593	0.3122
288	11/4/1987	23:00:00	1.590	0.3115
289	1/11/1980	1:00:00	1.581	0.3081
290	2/12/2005	16:00:00	1.579	0.3075

241	1/15/1978	6:00:00	1.531	0.290
242	3/12/1978	0:00:00	1.531	0.290
243	2/22/1998	17:00:00	1.528	0.289
244	3/24/1983	4:00:00	1.524	0.288
245	3/5/1978	5:00:00	1.523	0.288
246	2/1/1996	4:00:00	1.523	0.288
247	3/16/1986	17:00:00	1.521	0.287
248	3/2/1981	2:00:00	1.513	0.284
249	1/7/1993	16:00:00	1.511	0.283
250	1/15/1978	3:00:00	1.510	0.283
251	1/16/1978	23:00:00	1.508	0.282
252	2/27/1983	6:00:00	1.508	0.282
253	2/11/1978	12:00:00	1.506	0.282
254	2/18/1980	6:00:00	1.503	0.280
255	1/15/1978	2:00:00	1.501	0.280
256	2/18/1980	4:00:00	1.491	0.276
257	3/5/1978	16:00:00	1.490	0.276
258	1/15/1978	1:00:00	1.490	0.276
259	2/7/1978	19:00:00	1.489	0.276
260	1/29/1980	23:00:00	1.485	0.274
261	1/11/2005	2:00:00	1.484	0.274
262	1/18/1979	18:00:00	1.483	0.273
263	12/19/1978	9:00:00	1.476	0.271
264	1/29/1980	19:00:00	1.475	0.271
265	1/11/1980	12:00:00	1.475	0.270
266	1/27/1983	13:00:00	1.472	0.270
267	1/6/1992	12:00:00	1.471	0.269
268	3/2/1978	10:00:00	1.468	0.268
269	11/24/1978	7:00:00	1.468	0.268
270	1/31/1996	22:00:00	1.463	0.266
271	1/11/1980	9:00:00	1.463	0.266
272	4/20/1983	12:00:00	1.455	0.264
273	1/5/1974	2:00:00	1.455	0.263
274	1/19/1980	3:00:00	1.452	0.262
275	3/11/2006	13:00:00	1.450	0.262
276	2/9/1976	3:00:00	1.449	0.261
277	3/11/1978	23:00:00	1.442	0.259
278	3/24/1994	23:00:00	1.442	0.259
279	1/29/1980	13:00:00	1.439	0.258
280	12/7/1992	13:00:00	1.439	0.258
281	1/3/2005	10:00:00	1.436	0.257
282	3/24/1998	17:00:00	1.436	0.257
283	1/5/1974	1:00:00	1.435	0.257
284	12/18/1978	23:00:00	1.435	0.256
285	12/20/2002	17:00:00	1.433	0.256
286	2/8/1976	19:00:00	1.431	0.255
287	4/20/1983	11:00:00	1.430	0.255
288	1/13/1993	21:00:00	1.429	0.255
289	9/3/1976	17:00:00	1.427	0.254
290	1/11/1980	1:00:00	1.423	0.252

291	1/5/1974	0:00:00	1.573	0.3051
292	2/19/2007	16:00:00	1.572	0.3050
293	3/24/1994	23:00:00	1.571	0.3044
294	2/8/1994	8:00:00	1.571	0.3044
295	3/1/1978	11:00:00	1.563	0.3017
296	1/13/1993	21:00:00	1.558	0.3000
297	3/1/1991	10:00:00	1.557	0.2997
298	2/7/1976	5:00:00	1.557	0.2995
299	2/8/1993	21:00:00	1.556	0.2992
300	1/29/1980	9:00:00	1.552	0.2979
301	3/1/1978	9:00:00	1.546	0.2957
302	3/1/1991	8:00:00	1.545	0.2954
303	2/7/1998	16:00:00	1.544	0.2948
304	11/23/1973	3:00:00	1.539	0.2932
305	1/31/1979	10:00:00	1.537	0.2923
306	3/1/1978	8:00:00	1.536	0.2922
307	1/4/1974	23:00:00	1.528	0.2892
308	2/22/2008	7:00:00	1.526	0.2884
309	3/1/1978	7:00:00	1.525	0.2883
310	3/5/1995	22:00:00	1.525	0.2883
311	2/27/1996	23:00:00	1.523	0.2873
312	12/5/2004	15:00:00	1.520	0.2865
313	2/12/2005	8:00:00	1.519	0.2862
314	3/5/1995	21:00:00	1.515	0.2845
315	1/5/1978	22:00:00	1.509	0.2827
316	1/31/1979	9:00:00	1.502	0.2802
317	2/20/1980	5:00:00	1.497	0.2785
318	2/6/1976	7:00:00	1.491	0.2761
319	3/10/1980	18:00:00	1.489	0.2756
320	1/29/1980	5:00:00	1.487	0.2748
321	1/12/1993	16:00:00	1.484	0.2739
322	4/14/1998	17:00:00	1.482	0.2729
323	1/12/1993	19:00:00	1.481	0.2727
324	3/11/1995	7:00:00	1.474	0.2704
325	2/11/2003	17:00:00	1.468	0.2682
326	1/29/1980	4:00:00	1.457	0.2643
327	4/7/1978	5:00:00	1.454	0.2632
328	3/28/1979	21:00:00	1.452	0.2625
329	11/4/1987	19:00:00	1.446	0.2605
330	3/1/1978	6:00:00	1.444	0.2597
331	12/6/1998	7:00:00	1.443	0.2593
332	2/5/1978	18:00:00	1.430	0.2549
333	3/2/1983	16:00:00	1.419	0.2509
334	12/17/1978	23:00:00	1.416	0.2499
335	10/19/2004	18:00:00	1.415	0.2497
336	11/24/1978	3:00:00	1.410	0.2481
337	1/9/1978	19:00:00	1.409	0.2475
338	3/5/1981	18:00:00	1.401	0.2450
339	12/29/2004	6:00:00	1.395	0.2427
340	4/2/1974	6:00:00	1.393	0.2423

291	2/12/2005	16:00:00	1.419	0.251
292	3/11/1986	2:00:00	1.418	0.251
293	2/8/1994	8:00:00	1.416	0.250
294	11/4/1987	23:00:00	1.415	0.250
295	2/27/1996	23:00:00	1.414	0.249
296	1/5/1974	0:00:00	1.409	0.248
297	2/19/2007	16:00:00	1.407	0.247
298	2/8/1993	21:00:00	1.405	0.246
299	3/1/1978	11:00:00	1.402	0.245
300	1/29/1980	9:00:00	1.393	0.242
301	2/7/1976	5:00:00	1.391	0.241
302	3/1/1991	10:00:00	1.390	0.241
303	3/1/1978	9:00:00	1.389	0.241
304	11/23/1973	3:00:00	1.385	0.239
305	3/1/1978	8:00:00	1.381	0.238
306	2/20/1980	5:00:00	1.380	0.238
307	3/1/1991	8:00:00	1.380	0.238
308	8/17/1977	1:00:00	1.379	0.237
309	1/31/1979	10:00:00	1.378	0.237
310	1/4/1974	23:00:00	1.374	0.235
311	2/22/2008	7:00:00	1.373	0.235
312	3/1/1978	7:00:00	1.373	0.235
313	1/12/1993	19:00:00	1.372	0.235
314	12/5/2004	15:00:00	1.371	0.235
315	2/12/2005	8:00:00	1.370	0.234
316	3/5/1995	22:00:00	1.369	0.234
317	2/7/1998	16:00:00	1.365	0.233
318	3/5/1995	21:00:00	1.361	0.231
319	12/6/1998	7:00:00	1.359	0.230
320	1/31/1979	9:00:00	1.351	0.228
321	3/10/1980	18:00:00	1.346	0.226
322	4/14/1998	17:00:00	1.343	0.225
323	1/12/1993	16:00:00	1.343	0.225
324	3/2/1992	10:00:00	1.342	0.225
325	2/6/1976	7:00:00	1.341	0.224
326	1/29/1980	5:00:00	1.338	0.223
327	1/5/1978	22:00:00	1.332	0.221
328	3/11/1995	7:00:00	1.328	0.220
329	3/28/1979	21:00:00	1.327	0.219
330	3/5/1981	18:00:00	1.326	0.219
331	3/1/1978	6:00:00	1.321	0.217
332	4/2/1974	6:00:00	1.316	0.216
333	1/29/1980	4:00:00	1.315	0.215
334	4/7/1978	5:00:00	1.314	0.215
335	12/17/1978	23:00:00	1.303	0.211
336	11/4/1987	19:00:00	1.301	0.211
337	1/9/1978	19:00:00	1.298	0.210
338	2/5/1978	18:00:00	1.295	0.209
339	3/12/1995	0:00:00	1.292	0.208
340	1/31/1996	21:00:00	1.288	0.206

341	11/21/2004	8:00:00	1.392	0.2418
342	1/31/1979	7:00:00	1.390	0.2411
343	1/15/1993	19:00:00	1.387	0.2402
344	8/17/1977	1:00:00	1.384	0.2389
345	3/12/1995	0:00:00	1.381	0.2379
346	1/29/1980	2:00:00	1.378	0.2371
347	3/1/1983	15:00:00	1.377	0.2367
348	1/9/2005	23:00:00	1.374	0.2356
349	2/7/1978	18:00:00	1.365	0.2323
350	3/5/1995	13:00:00	1.362	0.2315
351	1/31/1996	21:00:00	1.359	0.2304
352	1/4/1974	21:00:00	1.358	0.2300
353	10/31/1987	18:00:00	1.353	0.2285
354	12/19/1978	7:00:00	1.346	0.2258
355	3/16/1986	22:00:00	1.344	0.2254
356	2/22/2005	22:00:00	1.341	0.2242
357	1/7/1993	8:00:00	1.340	0.2239
358	2/14/1995	12:00:00	1.336	0.2226
359	1/29/1983	2:00:00	1.335	0.2221
360	4/5/2006	1:00:00	1.333	0.2216
361	3/5/1995	12:00:00	1.327	0.2195
362	1/25/1995	23:00:00	1.321	0.2175
363	3/10/1986	21:00:00	1.308	0.2130
364	2/20/1993	7:00:00	1.307	0.2128
365	1/6/1993	22:00:00	1.304	0.2119
366	12/11/1984	11:00:00	1.300	0.2105
367	1/14/1978	19:00:00	1.296	0.2089
368	12/11/1984	10:00:00	1.290	0.2071
369	9/3/1976	17:00:00	1.289	0.2066
370	1/18/1979	8:00:00	1.283	0.2047
371	3/2/1992	10:00:00	1.283	0.2046
372	1/5/1992	15:00:00	1.281	0.2041
373	12/27/1984	4:00:00	1.277	0.2028
374	11/24/1984	22:00:00	1.276	0.2023
375	2/1/1996	3:00:00	1.271	0.2008
376	2/5/1976	17:00:00	1.268	0.1997
377	3/26/1991	3:00:00	1.267	0.1994
378	3/1/1981	5:00:00	1.264	0.1982
379	2/21/2005	7:00:00	1.263	0.1981
380	1/14/1990	5:00:00	1.258	0.1963
381	2/8/1976	17:00:00	1.251	0.1938
382	12/18/1984	19:00:00	1.245	0.1920
383	5/2/1980	0:00:00	1.240	0.1904
384	1/5/1992	16:00:00	1.235	0.1885
385	12/7/1992	15:00:00	1.230	0.1870
386	2/28/2006	2:00:00	1.227	0.1861
387	1/6/1993	14:00:00	1.218	0.1830
388	1/26/1997	3:00:00	1.217	0.1829
389	1/27/2008	3:00:00	1.215	0.1822
390	1/7/2005	14:00:00	1.212	0.1812

341	2/7/1978	18:00:00	1.284	0.205
342	11/24/1978	3:00:00	1.279	0.203
343	10/31/1987	18:00:00	1.279	0.203
344	10/19/2004	18:00:00	1.279	0.203
345	12/19/1978	7:00:00	1.269	0.200
346	12/29/2004	6:00:00	1.265	0.199
347	1/31/1979	7:00:00	1.262	0.198
348	1/29/1980	2:00:00	1.252	0.194
349	2/20/1993	7:00:00	1.246	0.192
350	3/5/1995	13:00:00	1.242	0.191
351	1/4/1974	21:00:00	1.239	0.190
352	1/15/1993	19:00:00	1.233	0.188
353	1/7/2005	14:00:00	1.229	0.187
354	1/5/1992	15:00:00	1.228	0.186
355	1/18/1979	8:00:00	1.228	0.186
356	2/14/1995	12:00:00	1.227	0.186
357	1/9/2005	23:00:00	1.223	0.185
358	1/14/1978	19:00:00	1.222	0.184
359	4/5/2006	1:00:00	1.222	0.184
360	3/1/1981	5:00:00	1.217	0.183
361	3/2/1983	16:00:00	1.217	0.183
362	3/5/1995	12:00:00	1.215	0.182
363	3/6/1994	21:00:00	1.210	0.180
364	2/8/1976	17:00:00	1.203	0.178
365	3/16/1986	22:00:00	1.195	0.176
366	2/22/2005	22:00:00	1.195	0.176
367	1/7/1993	8:00:00	1.194	0.175
368	1/29/1983	2:00:00	1.189	0.174
369	5/2/1980	0:00:00	1.185	0.172
370	2/5/1976	17:00:00	1.185	0.172
371	1/14/1990	5:00:00	1.181	0.171
372	1/25/1995	23:00:00	1.178	0.170
373	3/26/1991	3:00:00	1.177	0.170
374	12/27/1984	4:00:00	1.172	0.168
375	3/1/1983	15:00:00	1.168	0.167
376	1/6/1993	22:00:00	1.166	0.166
377	12/11/1984	11:00:00	1.162	0.165
378	12/11/1984	10:00:00	1.154	0.162
379	1/11/2001	7:00:00	1.151	0.161
380	2/1/1996	3:00:00	1.137	0.157
381	3/8/1975	13:00:00	1.136	0.156
382	11/24/1984	22:00:00	1.136	0.156
383	2/21/2005	7:00:00	1.134	0.156
384	2/28/2006	2:00:00	1.127	0.154
385	12/17/2002	17:00:00	1.127	0.154
386	12/18/1984	19:00:00	1.118	0.151
387	1/5/1992	16:00:00	1.112	0.149
388	12/27/1984	3:00:00	1.111	0.148
389	4/20/1983	10:00:00	1.108	0.148
390	12/7/1992	15:00:00	1.105	0.147

391	1/11/2001	7:00:00	1.206	0.1792
392	2/2/1998	16:00:00	1.193	0.1747
393	12/18/1984	17:00:00	1.186	0.1726
394	1/10/1995	21:00:00	1.184	0.1720
395	3/8/1975	13:00:00	1.159	0.1638
396	1/7/2008	3:00:00	1.145	0.1592
397	11/29/1985	15:00:00	1.141	0.1579
398	10/27/2004	15:00:00	1.140	0.1577
399	12/17/1987	7:00:00	1.132	0.1551
400	3/1/1991	11:00:00	1.128	0.1537
401	4/20/1983	10:00:00	1.119	0.1509
402	1/7/2008	5:00:00	1.118	0.1508
403	4/29/1980	1:00:00	1.117	0.1503
404	2/12/2005	11:00:00	1.117	0.1503
405	12/11/1984	8:00:00	1.114	0.1493
406	1/10/1980	12:00:00	1.105	0.1466
407	2/5/1976	3:00:00	1.099	0.1448
408	3/1/1991	6:00:00	1.096	0.1436
409	2/15/1986	9:00:00	1.088	0.1412
410	3/1/1991	5:00:00	1.087	0.1410
411	11/1/1974	23:00:00	1.070	0.1355
412	3/6/1994	21:00:00	1.061	0.1327
413	9/25/1986	7:00:00	1.060	0.1325
414	3/6/1980	8:00:00	1.054	0.1305
415	1/27/1983	9:00:00	1.047	0.1284
416	2/28/2006	8:00:00	1.043	0.1273
417	3/1/1991	2:00:00	1.036	0.1252
418	12/27/1984	3:00:00	1.035	0.1248
419	3/26/1975	4:00:00	1.034	0.1245
420	11/25/1985	10:00:00	1.033	0.1241
421	10/19/2004	19:00:00	1.029	0.1227
422	1/17/1993	5:00:00	1.026	0.1221
423	8/17/1977	4:00:00	1.023	0.1212
424	2/13/1998	16:00:00	1.020	0.1200
425	2/2/1983	15:00:00	1.016	0.1188
426	1/6/1979	4:00:00	1.013	0.1181
427	11/25/1985	9:00:00	1.010	0.1171
428	10/20/1979	16:00:00	1.008	0.1166
429	3/6/1975	12:00:00	0.998	0.1135
430	2/7/1998	15:00:00	0.998	0.1135
431	2/12/2005	7:00:00	0.990	0.1111
432	12/30/1981	15:00:00	0.987	0.1103
433	2/28/1983	2:00:00	0.987	0.1101
434	3/20/1981	5:00:00	0.986	0.1097
435	3/2/1983	22:00:00	0.985	0.1096
436	3/3/1983	5:00:00	0.984	0.1094
437	12/4/1974	13:00:00	0.984	0.1092
438	3/3/1983	9:00:00	0.982	0.1087
439	3/5/1995	15:00:00	0.978	0.1074
440	3/3/1983	3:00:00	0.973	0.1061

391	4/29/1980	1:00:00	1.104	0.146
392	1/6/1993	14:00:00	1.103	0.146
393	1/10/1980	12:00:00	1.098	0.144
394	1/27/2008	3:00:00	1.096	0.144
395	1/26/1997	3:00:00	1.093	0.143
396	2/2/1998	16:00:00	1.076	0.138
397	3/10/1986	21:00:00	1.075	0.137
398	11/1/1974	23:00:00	1.075	0.137
399	12/18/1984	17:00:00	1.071	0.136
400	1/10/1995	21:00:00	1.067	0.135
401	12/17/1987	7:00:00	1.051	0.130
402	3/26/1975	4:00:00	1.049	0.129
403	12/4/1974	10:00:00	1.041	0.127
404	12/11/1984	8:00:00	1.041	0.127
405	1/7/2008	3:00:00	1.038	0.126
406	11/29/1985	15:00:00	1.036	0.125
407	10/27/2004	15:00:00	1.028	0.123
408	3/13/1996	2:00:00	1.027	0.122
409	1/7/2008	5:00:00	1.024	0.121
410	2/5/1976	3:00:00	1.023	0.121
411	2/12/2005	11:00:00	1.016	0.119
412	3/1/1991	11:00:00	1.014	0.118
413	4/18/1981	22:00:00	1.002	0.115
414	3/20/1981	5:00:00	1.001	0.114
415	1/17/1993	5:00:00	0.996	0.113
416	3/28/1979	10:00:00	0.990	0.111
417	3/1/1991	6:00:00	0.989	0.111
418	9/25/1986	5:00:00	0.986	0.110
419	2/15/1986	9:00:00	0.986	0.110
420	3/6/1980	8:00:00	0.984	0.109
421	3/1/1991	5:00:00	0.982	0.109
422	11/24/1984	18:00:00	0.981	0.108
423	9/25/1986	7:00:00	0.980	0.108
424	2/14/2008	17:00:00	0.977	0.107
425	12/6/1986	18:00:00	0.974	0.106
426	12/7/1992	11:00:00	0.973	0.106
427	12/10/1984	20:00:00	0.973	0.106
428	1/6/1979	4:00:00	0.971	0.105
429	3/6/1975	12:00:00	0.955	0.101
430	1/27/1983	9:00:00	0.955	0.101
431	2/28/2006	8:00:00	0.955	0.101
432	2/6/1976	2:00:00	0.954	0.100
433	3/28/1979	20:00:00	0.953	0.100
434	8/17/1977	4:00:00	0.948	0.099
435	3/1/1991	2:00:00	0.947	0.098
436	11/25/1985	10:00:00	0.943	0.097
437	2/13/1998	16:00:00	0.939	0.096
438	12/25/2003	20:00:00	0.939	0.096
439	10/20/1979	16:00:00	0.937	0.095
440	12/4/1974	13:00:00	0.933	0.094

441	1/16/1993	12:00:00	0.969	0.1050
442	1/16/1993	13:00:00	0.968	0.1047
443	1/11/2005	6:00:00	0.960	0.1022
444	1/11/2005	7:00:00	0.958	0.1016
445	10/19/2004	14:00:00	0.949	0.0989
446	1/10/2005	1:00:00	0.946	0.0981
447	2/6/1976	2:00:00	0.939	0.0959
448	9/25/1986	5:00:00	0.938	0.0956
449	1/25/1995	12:00:00	0.933	0.0943
450	3/28/1979	10:00:00	0.931	0.0938
451	3/12/1986	14:00:00	0.931	0.0938
452	1/7/1993	22:00:00	0.931	0.0938
453	3/12/1986	13:00:00	0.930	0.0933
454	12/25/2003	20:00:00	0.929	0.0930
455	1/15/1993	13:00:00	0.928	0.0929
456	1/9/2005	9:00:00	0.926	0.0922
457	1/7/1993	20:00:00	0.925	0.0921
458	3/13/1996	2:00:00	0.925	0.0919
459	12/7/1992	11:00:00	0.925	0.0919
460	1/12/1995	14:00:00	0.925	0.0919
461	1/13/1993	23:00:00	0.919	0.0902
462	3/2/1983	2:00:00	0.911	0.0880
463	3/16/1986	23:00:00	0.911	0.0880
464	3/12/1986	12:00:00	0.911	0.0879
465	3/25/1994	0:00:00	0.909	0.0873
466	2/22/2005	21:00:00	0.904	0.0859
467	1/7/1993	6:00:00	0.901	0.0852
468	2/22/2005	20:00:00	0.901	0.0852
469	12/10/1984	20:00:00	0.901	0.0851
470	1/7/1993	5:00:00	0.900	0.0849
471	10/20/1979	15:00:00	0.896	0.0837
472	1/14/1993	1:00:00	0.894	0.0831
473	12/4/1974	10:00:00	0.894	0.0830
474	12/29/2004	3:00:00	0.891	0.0824
475	3/28/1979	20:00:00	0.891	0.0823
476	1/7/1993	2:00:00	0.886	0.0810
477	11/11/1985	13:00:00	0.881	0.0796
478	11/25/1985	5:00:00	0.879	0.0790
479	1/7/1993	11:00:00	0.877	0.0784
480	1/6/1993	23:00:00	0.876	0.0781
481	1/13/1993	1:00:00	0.876	0.0780
482	1/5/1992	20:00:00	0.875	0.0778
483	1/25/1995	21:00:00	0.874	0.0775
484	3/2/1983	5:00:00	0.871	0.0768
485	3/5/2005	2:00:00	0.866	0.0754
486	1/26/1997	9:00:00	0.865	0.0750
487	1/5/1992	19:00:00	0.862	0.0744
488	11/24/1984	23:00:00	0.860	0.0737
489	12/7/1992	20:00:00	0.858	0.0731
490	4/26/1994	18:00:00	0.857	0.0730

441	10/19/2004	19:00:00	0.932	0.094
442	2/12/2005	7:00:00	0.931	0.094
443	2/2/1983	15:00:00	0.928	0.093
444	11/25/1985	9:00:00	0.925	0.092
445	1/25/1995	12:00:00	0.922	0.091
446	12/30/1981	15:00:00	0.917	0.090
447	4/2/1974	5:00:00	0.913	0.088
448	2/17/1997	20:00:00	0.904	0.086
449	3/5/1995	15:00:00	0.902	0.085
450	1/9/1980	17:00:00	0.898	0.084
451	2/12/2005	2:00:00	0.898	0.084
452	1/11/2001	6:00:00	0.894	0.083
453	2/7/1998	15:00:00	0.889	0.082
454	2/11/2003	17:00:00	0.886	0.081
455	2/28/1978	19:00:00	0.873	0.077
456	10/19/2004	14:00:00	0.869	0.076
457	1/16/1993	12:00:00	0.866	0.075
458	1/16/1993	13:00:00	0.866	0.075
459	3/30/1998	17:00:00	0.859	0.074
460	3/20/1992	16:00:00	0.859	0.073
461	1/11/2005	6:00:00	0.859	0.073
462	1/11/2005	7:00:00	0.858	0.073
463	12/7/2007	9:00:00	0.856	0.072
464	1/10/2005	1:00:00	0.848	0.070
465	10/20/1979	15:00:00	0.848	0.070
466	2/28/1991	16:00:00	0.844	0.069
467	3/3/1983	5:00:00	0.843	0.069
468	3/3/1983	9:00:00	0.843	0.069
469	3/2/1983	22:00:00	0.841	0.068
470	3/25/1994	0:00:00	0.839	0.068
471	3/4/2005	23:00:00	0.839	0.068
472	1/15/1993	13:00:00	0.837	0.067
473	1/7/1993	22:00:00	0.835	0.067
474	11/11/1985	13:00:00	0.835	0.067
475	3/3/1983	3:00:00	0.834	0.067
476	1/9/2005	9:00:00	0.832	0.066
477	1/7/1993	20:00:00	0.831	0.066
478	12/29/2004	3:00:00	0.831	0.066
479	1/12/1995	14:00:00	0.831	0.066
480	1/13/1993	23:00:00	0.826	0.064
481	11/25/1985	5:00:00	0.821	0.063
482	3/16/1986	23:00:00	0.817	0.062
483	2/22/2005	21:00:00	0.814	0.061
484	2/17/1997	21:00:00	0.814	0.061
485	2/22/2005	20:00:00	0.812	0.061
486	1/7/1993	6:00:00	0.811	0.061
487	1/14/1993	1:00:00	0.811	0.061
488	1/7/1993	5:00:00	0.810	0.060
489	3/5/2005	2:00:00	0.805	0.059
490	1/7/1993	2:00:00	0.800	0.058

491	2/1/1996	5:00:00	0.853	0.0719
492	2/14/2008	17:00:00	0.850	0.0709
493	1/26/1997	8:00:00	0.848	0.0705
494	1/5/1992	18:00:00	0.847	0.0700
495	3/25/1998	17:00:00	0.845	0.0697
496	3/26/1998	17:00:00	0.845	0.0697
497	3/30/1998	17:00:00	0.845	0.0697
498	3/4/2005	23:00:00	0.845	0.0695
499	11/24/1984	18:00:00	0.840	0.0683
500	11/30/2002	17:00:00	0.836	0.0671
501	12/5/1997	17:00:00	0.828	0.0649
502	1/5/1992	17:00:00	0.827	0.0649
503	1/9/1980	17:00:00	0.824	0.0640
504	2/21/2005	6:00:00	0.821	0.0633
505	1/6/1993	16:00:00	0.820	0.0628
506	1/12/1993	20:00:00	0.818	0.0624
507	12/30/1981	14:00:00	0.809	0.0600
508	11/25/2001	17:00:00	0.809	0.0599
509	8/17/1977	2:00:00	0.808	0.0598
510	11/4/1987	22:00:00	0.807	0.0594
511	2/28/1978	19:00:00	0.802	0.0583
512	1/10/1995	23:00:00	0.799	0.0575
513	2/12/2005	2:00:00	0.798	0.0573
514	1/12/1993	23:00:00	0.794	0.0563
515	2/18/2005	6:00:00	0.792	0.0557
516	12/7/2007	9:00:00	0.792	0.0556
517	2/28/1991	16:00:00	0.791	0.0554
518	1/31/1996	23:00:00	0.791	0.0552
519	2/7/1998	18:00:00	0.789	0.0548
520	2/27/1983	7:00:00	0.784	0.0536
521	2/17/1997	21:00:00	0.778	0.0520
522	12/6/1986	18:00:00	0.770	0.0500
523	4/20/1988	12:00:00	0.765	0.0489
524	2/21/2005	5:00:00	0.764	0.0486
525	12/28/1984	0:00:00	0.764	0.0485
526	12/16/1987	21:00:00	0.763	0.0483
527	1/12/2001	13:00:00	0.760	0.0475
528	3/2/1983	21:00:00	0.746	0.0442
529	12/29/1991	18:00:00	0.742	0.0432
530	2/22/2008	8:00:00	0.735	0.0414
531	4/2/1974	5:00:00	0.734	0.0413
532	1/7/2008	6:00:00	0.733	0.0410
533	12/28/1977	9:00:00	0.733	0.0410
534	12/27/1984	20:00:00	0.729	0.0400
535	2/19/2007	17:00:00	0.723	0.0387
536	1/8/1974	4:00:00	0.720	0.0380
537	12/16/1987	19:00:00	0.720	0.0379
538	1/8/1974	5:00:00	0.718	0.0375
539	2/14/1978	0:00:00	0.714	0.0366
540	2/13/1978	23:00:00	0.713	0.0363

491	1/7/1993	11:00:00	0.798	0.057
492	3/1/1976	19:00:00	0.793	0.056
493	1/13/1993	1:00:00	0.792	0.056
494	1/6/1993	23:00:00	0.791	0.055
495	1/5/1992	20:00:00	0.790	0.055
496	1/25/1995	21:00:00	0.789	0.055
497	12/30/1981	14:00:00	0.783	0.053
498	1/5/1992	19:00:00	0.780	0.053
499	1/26/1997	9:00:00	0.780	0.053
500	8/17/1977	2:00:00	0.779	0.052
501	2/2/1983	14:00:00	0.777	0.052
502	12/7/1992	20:00:00	0.776	0.052
503	4/26/1994	18:00:00	0.775	0.051
504	3/12/1986	14:00:00	0.775	0.051
505	3/12/1986	13:00:00	0.772	0.050
506	2/1/1996	5:00:00	0.770	0.050
507	11/24/1984	23:00:00	0.769	0.050
508	1/5/1992	18:00:00	0.768	0.050
509	1/26/1997	8:00:00	0.768	0.050
510	2/18/2005	6:00:00	0.754	0.046
511	1/5/1992	17:00:00	0.753	0.046
512	3/12/1986	12:00:00	0.752	0.046
513	2/27/1991	22:00:00	0.750	0.045
514	1/6/1993	16:00:00	0.749	0.045
515	2/21/2005	6:00:00	0.749	0.045
516	1/6/1992	0:00:00	0.745	0.044
517	1/12/1993	20:00:00	0.744	0.044
518	10/29/1974	6:00:00	0.738	0.042
519	1/12/1993	23:00:00	0.737	0.042
520	11/4/1987	22:00:00	0.732	0.041
521	3/2/1983	2:00:00	0.730	0.040
522	1/10/1995	23:00:00	0.728	0.040
523	1/31/1996	23:00:00	0.721	0.038
524	2/21/2005	5:00:00	0.713	0.036
525	1/12/2001	13:00:00	0.707	0.035
526	2/15/1992	14:00:00	0.705	0.034
527	2/7/1998	18:00:00	0.705	0.034
528	12/16/1987	15:00:00	0.704	0.034
529	12/28/1984	0:00:00	0.703	0.034
530	4/20/1988	12:00:00	0.702	0.034
531	3/24/1983	22:00:00	0.699	0.033
532	12/16/1987	21:00:00	0.699	0.033
533	11/11/1985	12:00:00	0.698	0.033
534	4/4/1999	1:00:00	0.698	0.033
535	1/12/1995	9:00:00	0.688	0.031
536	2/8/1983	2:00:00	0.682	0.029
537	12/29/1991	18:00:00	0.680	0.029
538	1/9/2005	8:00:00	0.677	0.028
539	1/7/2008	6:00:00	0.676	0.028
540	2/22/2008	8:00:00	0.675	0.028

541	11/11/1985	12:00:00	0.709	0.0354
542	1/7/1974	19:00:00	0.708	0.0351
543	3/5/1978	12:00:00	0.706	0.0348
544	3/5/1978	6:00:00	0.699	0.0331
545	1/7/1974	16:00:00	0.698	0.0330
546	12/19/1987	18:00:00	0.698	0.0330
547	3/1/1991	12:00:00	0.698	0.0330
548	1/7/1974	15:00:00	0.695	0.0324
549	2/27/1991	22:00:00	0.695	0.0323
550	2/15/1986	11:00:00	0.695	0.0323
551	2/12/2005	14:00:00	0.694	0.0321
552	2/11/1978	13:00:00	0.693	0.0318
553	12/5/2004	16:00:00	0.688	0.0308
554	12/16/1987	18:00:00	0.687	0.0304
555	1/9/2005	8:00:00	0.682	0.0294
556	10/20/2004	17:00:00	0.681	0.0291
557	1/8/1974	7:00:00	0.675	0.0278
558	3/10/1975	18:00:00	0.675	0.0278
559	12/16/1987	15:00:00	0.671	0.0271
560	2/28/2006	10:00:00	0.671	0.0271
561	3/10/1975	17:00:00	0.670	0.0268
562	2/16/1998	16:00:00	0.666	0.0260
563	3/10/1975	16:00:00	0.665	0.0257
564	3/24/1983	22:00:00	0.665	0.0257
565	4/12/1999	4:00:00	0.663	0.0254
566	3/16/1986	0:00:00	0.663	0.0254
567	3/4/1978	22:00:00	0.661	0.0249
568	2/28/2006	1:00:00	0.660	0.0248
569	1/17/1978	2:00:00	0.660	0.0247
570	3/10/1975	15:00:00	0.659	0.0245
571	10/29/1974	6:00:00	0.657	0.0241
572	3/13/1996	10:00:00	0.654	0.0234
573	2/19/1993	18:00:00	0.653	0.0233
574	2/20/1980	6:00:00	0.652	0.0231
575	3/4/1978	21:00:00	0.652	0.0231
576	12/29/1991	17:00:00	0.652	0.0231
577	3/10/1975	14:00:00	0.651	0.0228
578	1/17/1978	1:00:00	0.646	0.0219
579	11/24/1978	12:00:00	0.645	0.0216
580	3/1/1991	4:00:00	0.644	0.0215
581	1/12/1995	9:00:00	0.644	0.0215
582	1/11/2001	6:00:00	0.643	0.0213
583	2/12/2003	16:00:00	0.641	0.0209
584	3/1/1976	20:00:00	0.640	0.0206
585	2/19/1980	17:00:00	0.639	0.0205
586	12/26/1977	16:00:00	0.639	0.0204
587	3/1/1991	3:00:00	0.638	0.0203
588	2/2/1983	16:00:00	0.638	0.0203
589	12/16/1987	17:00:00	0.637	0.0201
590	2/19/1993	21:00:00	0.636	0.0200

541	12/27/1984	20:00:00	0.673	0.028
542	2/28/1997	1:00:00	0.668	0.026
543	2/19/2007	17:00:00	0.664	0.026
544	12/16/1987	19:00:00	0.663	0.025
545	12/28/1977	9:00:00	0.661	0.025
546	3/1/1976	20:00:00	0.658	0.024
547	1/9/2005	0:00:00	0.658	0.024
548	1/26/1999	23:00:00	0.657	0.024
549	1/8/1974	4:00:00	0.651	0.023
550	1/8/1974	5:00:00	0.650	0.023
551	2/12/2005	14:00:00	0.648	0.022
552	2/14/1978	0:00:00	0.646	0.022
553	12/19/1987	18:00:00	0.646	0.022
554	4/21/1988	20:00:00	0.645	0.022
555	2/13/1978	23:00:00	0.645	0.022
556	2/28/2006	1:00:00	0.643	0.021
557	1/7/1974	19:00:00	0.641	0.021
558	2/15/1986	11:00:00	0.641	0.021
559	3/2/1983	5:00:00	0.640	0.021
560	12/5/2004	16:00:00	0.640	0.021
561	1/5/2008	12:00:00	0.639	0.021
562	3/1/1991	12:00:00	0.639	0.020
563	2/22/2005	19:00:00	0.638	0.020
564	12/16/1987	18:00:00	0.637	0.020
565	1/7/1974	16:00:00	0.635	0.020
566	3/6/1980	6:00:00	0.635	0.020
567	3/2/1983	21:00:00	0.633	0.019
568	1/7/1974	15:00:00	0.633	0.019
569	2/11/1978	13:00:00	0.629	0.019
570	2/22/2005	7:00:00	0.628	0.018
571	3/5/1978	12:00:00	0.624	0.018
572	1/3/2005	18:00:00	0.624	0.017
573	10/20/2004	17:00:00	0.623	0.017
574	1/8/1974	7:00:00	0.622	0.017
575	2/28/2006	10:00:00	0.622	0.017
576	4/12/1999	4:00:00	0.620	0.017
577	3/5/1978	6:00:00	0.619	0.017
578	3/16/1986	0:00:00	0.617	0.016
579	11/5/1987	7:00:00	0.617	0.016
580	2/19/1993	18:00:00	0.616	0.016
581	3/10/1975	18:00:00	0.613	0.016
582	2/19/1993	21:00:00	0.613	0.016
583	2/9/1981	0:00:00	0.610	0.015
584	3/10/1975	17:00:00	0.610	0.015
585	12/29/1991	17:00:00	0.609	0.015
586	2/27/1983	7:00:00	0.609	0.015
587	3/13/1996	10:00:00	0.609	0.015
588	1/17/1978	2:00:00	0.608	0.015
589	3/10/1975	16:00:00	0.606	0.014
590	3/10/1975	15:00:00	0.601	0.013

591	1/15/1978	5:00:00	0.635	0.0197
592	1/17/1978	0:00:00	0.632	0.0192
593	1/5/1974	11:00:00	0.632	0.0191
594	3/11/1975	0:00:00	0.631	0.0190
595	2/11/1978	15:00:00	0.631	0.0190
596	1/6/1992	0:00:00	0.630	0.0187
597	3/6/1980	6:00:00	0.628	0.0184
598	3/1/1981	13:00:00	0.628	0.0183
599	12/26/1977	14:00:00	0.624	0.0176
600	2/15/1986	8:00:00	0.622	0.0172
601	2/22/2005	19:00:00	0.622	0.0171
602	3/10/1975	22:00:00	0.622	0.0171
603	1/5/1974	10:00:00	0.621	0.0170
604	4/18/1995	15:00:00	0.615	0.0160
605	2/21/1980	3:00:00	0.614	0.0157
606	3/25/1994	2:00:00	0.613	0.0156
607	3/10/1975	20:00:00	0.613	0.0155
608	11/24/1978	15:00:00	0.613	0.0155
609	12/19/1987	17:00:00	0.608	0.0147
610	3/5/1981	19:00:00	0.607	0.0145
611	2/15/1992	14:00:00	0.607	0.0145
612	2/2/1983	14:00:00	0.605	0.0141
613	12/26/1977	12:00:00	0.605	0.0140
614	1/9/2005	0:00:00	0.600	0.0133
615	1/5/2008	12:00:00	0.599	0.0131
616	1/18/1979	19:00:00	0.598	0.0129
617	4/21/1988	20:00:00	0.596	0.0125
618	2/7/1978	21:00:00	0.593	0.0121
619	2/15/1986	7:00:00	0.592	0.0118
620	2/7/1978	20:00:00	0.591	0.0117
621	1/7/2005	15:00:00	0.587	0.0110
622	2/18/1980	2:00:00	0.586	0.0109
623	1/29/1980	21:00:00	0.585	0.0107
624	1/1/1977	15:00:00	0.583	0.0103
625	3/4/1978	20:00:00	0.583	0.0103
626	2/20/1980	0:00:00	0.582	0.0102
627	2/13/1978	22:00:00	0.582	0.0102
628	2/18/1980	1:00:00	0.580	0.0098
629	1/8/1974	1:00:00	0.579	0.0097
630	3/1/1981	8:00:00	0.578	0.0096
631	3/2/1978	11:00:00	0.576	0.0093
632	1/19/1980	4:00:00	0.574	0.0090
633	1/6/1978	15:00:00	0.572	0.0086
634	2/27/1983	20:00:00	0.571	0.0085
635	1/11/2001	10:00:00	0.569	0.0081
636	2/22/2005	7:00:00	0.566	0.0078
637	12/26/1977	10:00:00	0.566	0.0078
638	2/7/1998	19:00:00	0.565	0.0076
639	2/8/1983	2:00:00	0.564	0.0075
640	1/15/1978	0:00:00	0.564	0.0075

591	1/17/1978	1:00:00	0.599	0.013
592	12/16/1987	17:00:00	0.598	0.013
593	3/1/1991	4:00:00	0.596	0.013
594	12/26/1977	16:00:00	0.596	0.013
595	2/28/1983	2:00:00	0.595	0.012
596	2/20/1980	6:00:00	0.595	0.012
597	3/10/1975	14:00:00	0.595	0.012
598	2/2/1983	16:00:00	0.594	0.012
599	3/4/1978	22:00:00	0.593	0.012
600	3/1/1991	3:00:00	0.591	0.012
601	2/11/1978	15:00:00	0.590	0.012
602	1/17/1978	0:00:00	0.590	0.012
603	1/4/2005	3:00:00	0.588	0.011
604	3/11/1975	0:00:00	0.588	0.011
605	3/4/1978	21:00:00	0.588	0.011
606	11/24/1978	12:00:00	0.588	0.011
607	12/26/1977	14:00:00	0.586	0.011
608	2/19/1980	17:00:00	0.584	0.011
609	2/16/1998	16:00:00	0.584	0.010
610	1/2/2006	16:00:00	0.582	0.010
611	3/10/1975	22:00:00	0.581	0.010
612	2/15/1986	8:00:00	0.581	0.010
613	1/5/1974	11:00:00	0.580	0.010
614	1/15/1978	5:00:00	0.579	0.010
615	3/1/1981	13:00:00	0.577	0.009
616	12/19/1987	17:00:00	0.576	0.009
617	3/10/1975	20:00:00	0.574	0.009
618	3/25/1994	2:00:00	0.573	0.009
619	2/21/1980	3:00:00	0.573	0.009
620	12/26/1977	12:00:00	0.573	0.009
621	1/5/1974	10:00:00	0.572	0.009
622	11/24/1978	15:00:00	0.570	0.008
623	3/26/1998	17:00:00	0.568	0.008
624	3/22/1983	21:00:00	0.563	0.007
625	2/13/1978	22:00:00	0.562	0.007
626	1/11/2001	10:00:00	0.561	0.007
627	1/8/1974	1:00:00	0.561	0.007
628	2/24/1993	10:00:00	0.560	0.007
629	2/18/2005	5:00:00	0.559	0.007
630	3/5/1981	19:00:00	0.559	0.007
631	1/7/2005	15:00:00	0.556	0.006
632	1/18/1979	19:00:00	0.555	0.006
633	2/15/1986	7:00:00	0.554	0.006
634	4/10/1998	17:00:00	0.554	0.006
635	2/7/1978	21:00:00	0.550	0.005
636	2/20/1980	0:00:00	0.548	0.005
637	12/7/1986	14:00:00	0.548	0.005
638	3/2/1992	16:00:00	0.548	0.005
639	2/7/1978	20:00:00	0.548	0.005
640	12/26/1977	10:00:00	0.547	0.005

641	1/5/1974	3:00:00	0.564	0.0074
642	3/1/1981	7:00:00	0.563	0.0072
643	2/7/1998	14:00:00	0.562	0.0072
644	2/12/2005	3:00:00	0.562	0.0071
645	3/3/1983	7:00:00	0.559	0.0067
646	3/25/1994	1:00:00	0.559	0.0067
647	11/25/1985	8:00:00	0.558	0.0066
648	3/2/1992	16:00:00	0.558	0.0065
649	1/31/1979	15:00:00	0.558	0.0065
650	11/5/1987	7:00:00	0.557	0.0065
651	1/11/1980	10:00:00	0.556	0.0063
652	1/11/1980	11:00:00	0.556	0.0063
653	1/4/2005	3:00:00	0.556	0.0063
654	1/18/1993	7:00:00	0.554	0.0061
655	3/3/1983	4:00:00	0.552	0.0058
656	3/2/1983	6:00:00	0.552	0.0057
657	3/8/1974	11:00:00	0.548	0.0052
658	1/11/1980	8:00:00	0.548	0.0052
659	3/11/1995	6:00:00	0.548	0.0052
660	2/28/1991	17:00:00	0.548	0.0052
661	11/12/2003	10:00:00	0.548	0.0052
662	3/1/1981	12:00:00	0.548	0.0052
663	3/1/1981	6:00:00	0.547	0.0051
664	1/18/1979	9:00:00	0.547	0.0051
665	12/19/1978	0:00:00	0.547	0.0051
666	3/2/1978	6:00:00	0.545	0.0048
667	1/18/1993	10:00:00	0.544	0.0048
668	4/18/1981	22:00:00	0.544	0.0047
669	2/12/1978	23:00:00	0.543	0.0046
670	2/8/1976	23:00:00	0.542	0.0044
671	10/19/2004	15:00:00	0.541	0.0044
672	3/4/1983	5:00:00	0.541	0.0044
673	2/27/1983	17:00:00	0.540	0.0043
674	2/9/1976	0:00:00	0.537	0.0038
675	1/26/1999	23:00:00	0.536	0.0038
676	1/16/1993	14:00:00	0.536	0.0037
677	3/8/1974	10:00:00	0.534	0.0035
678	3/8/1975	14:00:00	0.531	0.0032
679	1/26/1997	0:00:00	0.531	0.0032
680	11/23/1973	4:00:00	0.531	0.0031
681	1/7/1974	14:00:00	0.530	0.0031
682	4/4/1999	1:00:00	0.528	0.0028
683	2/8/1976	20:00:00	0.528	0.0028
684	1/16/1993	3:00:00	0.524	0.0024
685	3/5/1995	14:00:00	0.523	0.0023
686	1/11/2001	9:00:00	0.523	0.0023
687	1/15/1993	20:00:00	0.523	0.0023
688	1/15/1993	17:00:00	0.521	0.0021
689	1/15/1993	21:00:00	0.519	0.0019
690	2/8/1976	18:00:00	0.518	0.0018

641	2/12/2005	3:00:00	0.544	0.005
642	2/8/1993	2:00:00	0.543	0.005
643	2/18/1980	2:00:00	0.543	0.005
644	3/4/1978	20:00:00	0.543	0.005
645	1/1/1977	15:00:00	0.541	0.004
646	3/1/1981	8:00:00	0.540	0.004
647	1/29/1980	21:00:00	0.539	0.004
648	2/18/1980	1:00:00	0.538	0.004
649	1/26/1997	0:00:00	0.537	0.004
650	1/19/1980	4:00:00	0.537	0.004
651	2/12/1978	23:00:00	0.535	0.004
652	3/2/1978	11:00:00	0.533	0.003
653	11/25/1985	8:00:00	0.530	0.003
654	3/25/1994	1:00:00	0.529	0.003
655	3/1/1981	7:00:00	0.528	0.003
656	3/1/1981	12:00:00	0.528	0.003
657	1/7/1974	14:00:00	0.527	0.003
658	1/11/2001	9:00:00	0.527	0.003
659	1/15/1978	0:00:00	0.524	0.002
660	3/11/1995	6:00:00	0.524	0.002
661	1/5/1974	3:00:00	0.523	0.002
662	1/11/1980	11:00:00	0.521	0.002
663	1/11/1980	10:00:00	0.520	0.002
664	11/12/2003	10:00:00	0.520	0.002
665	2/28/1991	17:00:00	0.519	0.002
666	3/1/1981	6:00:00	0.517	0.002
667	5/11/1998	17:00:00	0.516	0.002
668	1/18/1979	9:00:00	0.515	0.002
669	1/31/1979	15:00:00	0.515	0.002
670	1/11/1980	8:00:00	0.514	0.001
671	12/19/1978	0:00:00	0.512	0.001
672	3/8/1974	11:00:00	0.512	0.001
673	2/7/1998	19:00:00	0.511	0.001
674	3/2/1978	6:00:00	0.510	0.001
675	3/25/1998	17:00:00	0.510	0.001
676	10/19/2004	15:00:00	0.510	0.001
677	2/7/1998	14:00:00	0.509	0.001
678	3/7/1994	0:00:00	0.508	0.001
679	3/5/1995	14:00:00	0.506	0.001
680	1/6/1978	15:00:00	0.505	0.001
681	11/30/2002	17:00:00	0.504	0.001
682	1/18/1993	7:00:00	0.502	0.001
683	3/8/1974	10:00:00	0.501	0.001
684	2/8/1976	23:00:00	0.499	0.000
685	12/5/1997	17:00:00	0.499	0.000
686	3/8/1975	14:00:00	0.498	0.000
687	1/10/1978	20:00:00	0.498	0.000
688	2/9/1976	0:00:00	0.497	0.000
689	3/5/1995	10:00:00	0.497	0.000
690	2/3/2008	13:00:00	0.496	0.000

691	1/15/1993	15:00:00	0.518	0.0018
692	3/8/1974	9:00:00	0.517	0.0017
693	3/10/1986	20:00:00	0.516	0.0016
694	1/10/2005	0:00:00	0.516	0.0016
695	1/15/1993	18:00:00	0.515	0.0016
696	1/7/1992	21:00:00	0.514	0.0015
697	3/22/1983	21:00:00	0.513	0.0014
698	12/29/2004	5:00:00	0.512	0.0013
699	1/1/1977	14:00:00	0.512	0.0013
700	1/11/1980	2:00:00	0.510	0.0011
701	11/2/1974	0:00:00	0.509	0.0010
702	1/29/1980	12:00:00	0.508	0.0010
703	2/3/2008	13:00:00	0.507	0.0009
704	11/24/1978	9:00:00	0.503	0.0006
705	1/14/1978	21:00:00	0.503	0.0006
706	1/7/1993	23:00:00	0.501	0.0005
707	11/24/1978	11:00:00	0.501	0.0005
708	2/18/1980	8:00:00	0.500	0.0004
709	1/7/1993	21:00:00	0.499	0.0003
710	10/10/1986	2:00:00	0.498	0.0003
711	3/26/1991	4:00:00	0.497	0.0003
712	1/14/1993	5:00:00	0.497	0.0003
713	1/7/1993	17:00:00	0.496	0.0002
714	1/14/1993	4:00:00	0.494	0.0001
715	2/18/2005	7:00:00	0.492	0.0001
716	1/10/1978	20:00:00	0.492	0.0000
717	3/1/1978	14:00:00	0.492	0.0000

ΣW_{PRE} : 248

691	1/18/1993	10:00:00	0.495	0.000
692	12/29/2004	5:00:00	0.495	0.000
693	11/24/1978	11:00:00	0.494	0.000
694	1/1/1977	14:00:00	0.494	0.000
695	11/23/1973	4:00:00	0.493	0.000
696	11/24/1978	9:00:00	0.490	0.000
697	2/18/1980	8:00:00	0.490	0.000

ΣW_{POST} : 209

Equation H.8.1

$$W_t = \sum_{j=1}^n \Delta t_j \cdot (Q^{3m/2} - (0.1Q_2)^{3m/2})^{1.5} Q^m$$

Equation H.8.1

m	0.250	(1/4)
3m/2	0.375	

SUMMARY

(a) ΣW_{PRE} :	248
(b) ΣW_{POST} :	209
(c) S_{YRUSLE} :	3.110
(d) $S_{\text{Y NHD}}$:	N/A

E_p :	0.84	[(b)/(a)]
S_p :	3.11	[(c)]

E_p / S_p :	0.27
---------------	------

$E_p / S_p \leq 1.1$: No Net Impact Achieved.

POC 10C - WORK CALCULATIONS

(m = 0.308)

Work Calculations, Pre-Development Conditions				
Low flow Threshold:		0.489	cfs	
Type of flow:		10% of Q ₂		
Notes:				
- Lower limit = upper limit = average flow = Q _{pre} as hourly flows are used.				
- # of bins = # of flow values larger than threshold.				
Bin	Date	Hour	Q _{pre} (cfs)	W _{PRE}
1	1/4/1978	21:00:00	10.232	6.703
2	2/20/1980	19:00:00	9.376	6.019
3	10/22/1976	17:00:00	8.284	5.157
4	10/22/1976	16:00:00	6.911	4.095
5	9/10/1976	10:00:00	6.718	3.948
6	10/31/1987	19:00:00	6.467	3.757
7	2/7/1998	17:00:00	6.449	3.744
8	2/6/1992	20:00:00	6.204	3.559
9	1/9/2005	21:00:00	6.174	3.536
10	1/29/1980	7:00:00	5.889	3.3227
11	2/19/1993	16:00:00	5.836	3.2836
12	2/2/1998	17:00:00	5.678	3.1664
13	10/20/2004	12:00:00	5.432	2.9848
14	2/13/1998	17:00:00	5.328	2.9082
15	10/27/2004	5:00:00	5.236	2.8404
16	10/18/2004	13:00:00	5.225	2.8326
17	3/6/1975	11:00:00	5.193	2.8091
18	3/1/1983	16:00:00	4.909	2.6030
19	1/31/1979	14:00:00	4.891	2.5899
20	1/9/2005	20:00:00	4.863	2.5693
21	3/2/1983	18:00:00	4.474	2.2902
22	2/15/1992	15:00:00	4.380	2.2236
23	2/21/2005	14:00:00	4.348	2.2015
24	10/10/1986	0:00:00	4.314	2.1772
25	8/17/1977	3:00:00	4.203	2.0987
26	4/18/1995	12:00:00	4.128	2.0463
27	12/4/1974	12:00:00	4.124	2.0437
28	3/3/1983	1:00:00	4.037	1.9829
29	1/18/1993	6:00:00	4.027	1.9760
30	12/28/1977	8:00:00	3.990	1.9499
31	1/13/1993	22:00:00	3.962	1.9305
32	2/20/1980	20:00:00	3.929	1.9079
33	3/4/1978	18:00:00	3.885	1.8769
34	4/23/1980	4:00:00	3.873	1.8690
35	2/18/1980	5:00:00	3.864	1.8626
36	2/15/1986	4:00:00	3.843	1.8482
37	1/31/1979	16:00:00	3.828	1.8377
38	1/31/1979	13:00:00	3.786	1.8085
39	2/16/1980	20:00:00	3.784	1.8074
40	2/12/2003	17:00:00	3.724	1.7665

Work Calculations, Post-Development Conditions				
Low flow Threshold:		0.489	cfs	
Type of flow:		10% of Q ₂		
- Duration of flows: 1 hr.				
- Date & hour provide if verification is desired.				
Bin	Date	Hour	Q _{post} (cfs)	W _{POST}
1	1/4/1978	21:00:00	8.897	5.639
2	2/20/1980	19:00:00	8.206	5.096
3	10/22/1976	17:00:00	7.303	4.395
4	10/22/1976	16:00:00	6.118	3.495
5	9/10/1976	10:00:00	5.919	3.345
6	10/31/1987	19:00:00	5.676	3.165
7	2/7/1998	17:00:00	5.644	3.141
8	2/6/1992	20:00:00	5.486	3.025
9	1/9/2005	21:00:00	5.408	2.967
10	1/29/1980	7:00:00	5.175	2.796
11	2/19/1993	16:00:00	5.144	2.773
12	2/2/1998	17:00:00	4.987	2.659
13	10/20/2004	12:00:00	4.772	2.504
14	2/13/1998	17:00:00	4.685	2.441
15	10/27/2004	5:00:00	4.642	2.410
16	3/6/1975	11:00:00	4.636	2.406
17	10/18/2004	13:00:00	4.632	2.403
18	1/31/1979	14:00:00	4.299	2.167
19	1/9/2005	20:00:00	4.265	2.143
20	3/1/1983	16:00:00	4.248	2.131
21	3/2/1983	18:00:00	3.881	1.875
22	2/15/1992	15:00:00	3.847	1.851
23	10/10/1986	0:00:00	3.829	1.839
24	2/21/2005	14:00:00	3.821	1.833
25	8/17/1977	3:00:00	3.729	1.770
26	12/4/1974	12:00:00	3.682	1.738
27	1/18/1993	6:00:00	3.535	1.637
28	4/18/1995	12:00:00	3.532	1.635
29	12/28/1977	8:00:00	3.505	1.617
30	3/3/1983	1:00:00	3.504	1.616
31	4/23/1980	4:00:00	3.500	1.614
32	1/13/1993	22:00:00	3.481	1.601
33	2/20/1980	20:00:00	3.454	1.583
34	3/4/1978	18:00:00	3.417	1.557
35	2/15/1986	4:00:00	3.406	1.550
36	2/18/1980	5:00:00	3.401	1.547
37	1/31/1979	16:00:00	3.369	1.526
38	2/16/1980	20:00:00	3.339	1.505
39	1/31/1979	13:00:00	3.336	1.503
40	1/31/1979	8:00:00	3.215	1.422

41	1/31/1979	8:00:00	3.634	1.7047
42	3/3/1983	6:00:00	3.601	1.6823
43	2/25/2003	17:00:00	3.507	1.6182
44	1/9/1980	13:00:00	3.492	1.6083
45	2/16/1998	17:00:00	3.397	1.5441
46	5/1/1978	5:00:00	3.309	1.4848
47	3/5/2005	0:00:00	3.299	1.4787
48	10/27/2004	14:00:00	3.288	1.4713
49	10/20/2004	16:00:00	3.283	1.4678
50	10/20/2004	15:00:00	3.276	1.4633
51	10/20/2004	13:00:00	3.262	1.4539
52	2/15/1986	6:00:00	3.150	1.3797
53	1/11/2005	4:00:00	3.135	1.3698
54	11/25/1985	7:00:00	3.134	1.3692
55	10/27/2004	8:00:00	3.114	1.3555
56	12/29/2004	4:00:00	3.094	1.3425
57	2/23/2005	4:00:00	3.093	1.3418
58	2/15/1986	5:00:00	3.080	1.3331
59	3/16/1986	21:00:00	3.078	1.3318
60	10/28/1974	12:00:00	3.076	1.3306
61	1/25/1995	19:00:00	3.039	1.3063
62	12/29/2004	2:00:00	3.035	1.3041
63	10/27/2004	7:00:00	3.028	1.2994
64	3/21/1983	5:00:00	3.018	1.2929
65	2/21/2005	11:00:00	3.011	1.2883
66	10/19/2004	8:00:00	3.000	1.2810
67	4/4/2006	23:00:00	2.982	1.2693
68	3/11/1995	4:00:00	2.956	1.2521
69	2/27/1978	22:00:00	2.936	1.2392
70	11/22/1996	3:00:00	2.934	1.2379
71	11/12/2003	7:00:00	2.919	1.2285
72	10/28/1974	11:00:00	2.912	1.2237
73	1/27/2008	2:00:00	2.910	1.2227
74	12/25/2003	19:00:00	2.909	1.2218
75	12/28/1977	13:00:00	2.899	1.2153
76	10/27/2004	6:00:00	2.885	1.2062
77	3/6/1980	5:00:00	2.883	1.2050
78	2/13/1978	11:00:00	2.865	1.1937
79	1/8/1998	17:00:00	2.861	1.1906
80	2/10/1978	6:00:00	2.831	1.1715
81	2/10/1978	5:00:00	2.828	1.1696
82	4/5/2006	7:00:00	2.819	1.1636
83	12/28/2004	22:00:00	2.817	1.1626
84	2/19/1980	22:00:00	2.816	1.1617
85	3/1/1981	14:00:00	2.815	1.1609
86	3/5/1995	20:00:00	2.809	1.1573
87	1/15/1978	4:00:00	2.799	1.1512
88	1/10/1978	8:00:00	2.796	1.1488
89	12/18/1988	14:00:00	2.794	1.1477
90	2/19/1980	16:00:00	2.786	1.1426

41	2/12/2003	17:00:00	3.187	1.404
42	3/3/1983	6:00:00	3.125	1.363
43	1/9/1980	13:00:00	3.118	1.358
44	2/25/2003	17:00:00	3.077	1.332
45	2/16/1998	17:00:00	2.964	1.258
46	5/1/1978	5:00:00	2.951	1.249
47	3/5/2005	0:00:00	2.941	1.242
48	10/27/2004	14:00:00	2.907	1.221
49	10/20/2004	16:00:00	2.895	1.213
50	10/20/2004	15:00:00	2.890	1.209
51	10/20/2004	13:00:00	2.878	1.202
52	2/15/1986	6:00:00	2.791	1.146
53	11/25/1985	7:00:00	2.782	1.140
54	10/27/2004	8:00:00	2.762	1.127
55	1/11/2005	4:00:00	2.757	1.124
56	12/29/2004	4:00:00	2.751	1.120
57	10/28/1974	12:00:00	2.748	1.118
58	3/6/1980	5:00:00	2.746	1.117
59	2/15/1986	5:00:00	2.734	1.109
60	2/23/2005	4:00:00	2.723	1.102
61	3/16/1986	21:00:00	2.709	1.093
62	12/29/2004	2:00:00	2.705	1.091
63	12/25/2003	19:00:00	2.703	1.090
64	3/21/1983	5:00:00	2.697	1.086
65	10/27/2004	7:00:00	2.693	1.083
66	10/14/2006	0:00:00	2.690	1.081
67	2/27/1978	22:00:00	2.680	1.075
68	1/25/1995	19:00:00	2.679	1.074
69	10/19/2004	8:00:00	2.665	1.066
70	2/21/2005	11:00:00	2.661	1.063
71	4/4/2006	23:00:00	2.660	1.062
72	3/11/1995	4:00:00	2.642	1.051
73	10/28/1974	11:00:00	2.619	1.037
74	11/22/1996	3:00:00	2.618	1.036
75	11/12/2003	7:00:00	2.606	1.028
76	1/27/2008	2:00:00	2.583	1.014
77	10/27/2004	6:00:00	2.579	1.011
78	12/28/1977	13:00:00	2.555	0.996
79	12/4/1987	22:00:00	2.554	0.996
80	12/28/2004	22:00:00	2.541	0.987
81	2/13/1978	11:00:00	2.529	0.980
82	12/23/1982	1:00:00	2.518	0.973
83	4/5/2006	7:00:00	2.501	0.963
84	2/10/1978	6:00:00	2.498	0.961
85	2/10/1978	5:00:00	2.496	0.959
86	12/18/1988	14:00:00	2.491	0.956
87	3/5/1995	20:00:00	2.491	0.956
88	2/19/1980	22:00:00	2.484	0.952
89	3/1/1981	14:00:00	2.484	0.952
90	2/15/1986	3:00:00	2.476	0.947

91	2/18/1980	9:00:00	2.784	1.1414
92	10/14/2006	0:00:00	2.783	1.1405
93	10/27/2004	10:00:00	2.779	1.1379
94	3/5/1995	17:00:00	2.763	1.1280
95	2/15/1986	3:00:00	2.761	1.1263
96	1/29/1980	20:00:00	2.751	1.1204
97	1/11/1980	13:00:00	2.745	1.1161
98	2/27/1983	19:00:00	2.743	1.1153
99	12/23/1982	1:00:00	2.738	1.1119
100	1/29/1980	18:00:00	2.734	1.1094
101	3/1/1983	17:00:00	2.730	1.1068
102	3/2/1983	19:00:00	2.730	1.1068
103	3/2/1983	17:00:00	2.729	1.1065
104	3/27/1998	17:00:00	2.728	1.1058
105	2/9/1976	1:00:00	2.719	1.0998
106	3/11/2006	1:00:00	2.716	1.0982
107	2/26/1983	15:00:00	2.715	1.0974
108	2/8/1976	22:00:00	2.709	1.0935
109	1/11/1980	7:00:00	2.708	1.0930
110	2/8/1976	21:00:00	2.705	1.0906
111	1/11/2005	5:00:00	2.701	1.0881
112	11/12/2003	6:00:00	2.696	1.0853
113	2/16/1980	19:00:00	2.682	1.0762
114	1/31/1979	12:00:00	2.677	1.0728
115	12/4/1987	22:00:00	2.663	1.0644
116	2/11/2005	16:00:00	2.651	1.0565
117	12/18/1978	18:00:00	2.647	1.0539
118	1/14/1978	20:00:00	2.632	1.0449
119	3/2/1992	15:00:00	2.629	1.0430
120	2/7/1976	4:00:00	2.606	1.0281
121	2/21/2005	13:00:00	2.601	1.0251
122	1/12/1997	17:00:00	2.588	1.0167
123	12/7/1992	17:00:00	2.569	1.0048
124	2/1/1996	2:00:00	2.563	1.0014
125	11/11/1985	11:00:00	2.547	0.9914
126	3/16/1986	11:00:00	2.544	0.9896
127	2/28/2006	0:00:00	2.542	0.9883
128	2/14/1980	17:00:00	2.529	0.9803
129	2/28/1978	20:00:00	2.522	0.9757
130	1/12/2001	12:00:00	2.486	0.9534
131	12/28/2004	19:00:00	2.457	0.9353
132	11/30/2007	23:00:00	2.434	0.9214
133	1/7/2008	1:00:00	2.434	0.9209
134	12/25/1988	1:00:00	2.427	0.9167
135	11/20/1983	12:00:00	2.422	0.9135
136	1/10/1995	20:00:00	2.419	0.9116
137	2/9/1981	2:00:00	2.400	0.9003
138	1/16/1979	2:00:00	2.399	0.8993
139	10/20/2004	14:00:00	2.398	0.8989
140	1/31/1979	6:00:00	2.378	0.8864

91	1/10/1978	8:00:00	2.472	0.944
92	1/15/1978	4:00:00	2.469	0.943
93	2/19/1980	16:00:00	2.465	0.940
94	10/27/2004	10:00:00	2.463	0.939
95	1/8/1998	17:00:00	2.459	0.936
96	2/18/1980	9:00:00	2.458	0.936
97	3/5/1995	17:00:00	2.455	0.934
98	3/11/2006	1:00:00	2.439	0.924
99	11/12/2003	6:00:00	2.432	0.920
100	1/29/1980	20:00:00	2.430	0.919
101	1/11/1980	13:00:00	2.429	0.918
102	2/11/2005	16:00:00	2.420	0.913
103	1/29/1980	18:00:00	2.417	0.911
104	1/11/1980	7:00:00	2.402	0.901
105	2/9/1976	1:00:00	2.400	0.900
106	2/8/1976	22:00:00	2.392	0.895
107	2/8/1976	21:00:00	2.389	0.893
108	2/16/1980	19:00:00	2.380	0.888
109	1/11/2005	5:00:00	2.378	0.886
110	3/2/1992	15:00:00	2.372	0.883
111	1/31/1979	12:00:00	2.369	0.881
112	3/2/1983	19:00:00	2.361	0.876
113	3/2/1983	17:00:00	2.360	0.876
114	3/27/1998	17:00:00	2.358	0.874
115	12/18/1978	18:00:00	2.357	0.874
116	3/1/1983	17:00:00	2.349	0.869
117	11/11/1985	11:00:00	2.340	0.863
118	2/27/1983	19:00:00	2.337	0.861
119	1/14/1978	20:00:00	2.334	0.860
120	1/12/1997	17:00:00	2.329	0.856
121	2/28/2006	0:00:00	2.321	0.852
122	2/7/1976	4:00:00	2.314	0.848
123	2/21/2005	13:00:00	2.298	0.838
124	12/28/2004	19:00:00	2.272	0.822
125	12/7/1992	17:00:00	2.270	0.821
126	2/1/1996	2:00:00	2.265	0.818
127	2/26/1983	15:00:00	2.262	0.816
128	2/14/1980	17:00:00	2.262	0.816
129	3/16/1986	11:00:00	2.257	0.813
130	2/28/1978	20:00:00	2.251	0.809
131	1/12/2001	12:00:00	2.216	0.788
132	11/30/2007	23:00:00	2.196	0.776
133	1/7/2008	1:00:00	2.165	0.758
134	1/16/1979	2:00:00	2.164	0.757
135	12/25/1988	1:00:00	2.156	0.752
136	1/10/1995	20:00:00	2.156	0.752
137	11/20/1983	12:00:00	2.149	0.749
138	2/9/1981	2:00:00	2.144	0.745
139	1/31/1979	6:00:00	2.134	0.739
140	10/20/2004	14:00:00	2.124	0.733

141	3/13/1996	9:00:00	2.366	0.8796
142	2/19/2007	13:00:00	2.363	0.8772
143	3/5/1995	18:00:00	2.345	0.8662
144	2/8/1994	7:00:00	2.331	0.8582
145	3/6/1980	10:00:00	2.328	0.8560
146	4/15/1976	21:00:00	2.319	0.8508
147	10/10/1986	4:00:00	2.311	0.8455
148	2/27/1983	18:00:00	2.307	0.8430
149	2/14/2001	17:00:00	2.303	0.8408
150	10/27/2004	9:00:00	2.300	0.8393
151	1/6/2008	7:00:00	2.293	0.8349
152	1/17/1990	3:00:00	2.274	0.8234
153	3/18/1983	23:00:00	2.273	0.8228
154	1/18/1993	14:00:00	2.262	0.8159
155	12/25/1988	0:00:00	2.232	0.7978
156	2/5/1978	15:00:00	2.231	0.7976
157	1/9/2005	5:00:00	2.220	0.7906
158	1/4/2005	4:00:00	2.209	0.7840
159	2/23/2004	17:00:00	2.193	0.7747
160	2/14/1995	11:00:00	2.174	0.7630
161	11/11/1978	22:00:00	2.170	0.7609
162	3/15/1986	23:00:00	2.166	0.7587
163	2/21/2005	12:00:00	2.161	0.7556
164	4/28/2005	23:00:00	2.158	0.7540
165	11/25/1985	1:00:00	2.144	0.7456
166	9/10/1976	9:00:00	2.139	0.7423
167	2/8/1983	6:00:00	2.133	0.7389
168	1/29/1983	1:00:00	2.129	0.7362
169	2/13/1992	6:00:00	2.112	0.7263
170	3/5/2005	1:00:00	2.099	0.7190
171	10/28/1974	13:00:00	2.093	0.7155
172	12/18/1984	18:00:00	2.091	0.7142
173	1/4/1974	20:00:00	2.079	0.7068
174	12/7/1992	14:00:00	2.077	0.7056
175	11/25/1983	0:00:00	2.071	0.7025
176	3/24/1998	17:00:00	2.058	0.6947
177	2/14/1995	10:00:00	2.039	0.6833
178	1/27/1983	11:00:00	2.033	0.6798
179	2/5/1976	2:00:00	2.002	0.6623
180	3/1/1991	9:00:00	1.987	0.6533
181	3/1/1991	7:00:00	1.974	0.6457
182	3/19/1981	23:00:00	1.972	0.6449
183	4/20/1988	9:00:00	1.972	0.6447
184	5/9/1977	0:00:00	1.963	0.6396
185	2/19/1993	17:00:00	1.938	0.6249
186	11/8/2004	1:00:00	1.930	0.6207
187	12/18/1984	16:00:00	1.928	0.6191
188	12/9/1996	19:00:00	1.925	0.6178
189	3/11/2006	3:00:00	1.925	0.6174
190	3/5/1995	19:00:00	1.924	0.6169

141	3/13/1996	9:00:00	2.107	0.724
142	2/19/2007	13:00:00	2.102	0.721
143	2/8/1994	7:00:00	2.101	0.720
144	3/5/1995	18:00:00	2.088	0.712
145	3/6/1980	10:00:00	2.082	0.709
146	4/15/1976	21:00:00	2.075	0.704
147	3/18/1983	23:00:00	2.065	0.699
148	10/10/1986	4:00:00	2.064	0.698
149	1/6/2008	7:00:00	2.060	0.696
150	10/27/2004	9:00:00	2.048	0.689
151	1/17/1990	3:00:00	2.037	0.683
152	12/25/1988	0:00:00	2.016	0.670
153	2/5/1978	15:00:00	2.014	0.669
154	1/18/1993	14:00:00	2.001	0.661
155	4/28/2005	23:00:00	1.996	0.658
156	11/25/1985	1:00:00	1.990	0.655
157	11/11/1978	22:00:00	1.971	0.644
158	3/15/1986	23:00:00	1.966	0.641
159	1/9/2005	5:00:00	1.962	0.639
160	2/14/1995	11:00:00	1.962	0.639
161	9/10/1976	9:00:00	1.961	0.638
162	2/27/1983	18:00:00	1.954	0.634
163	1/4/2005	4:00:00	1.952	0.633
164	2/23/2004	17:00:00	1.933	0.622
165	11/25/1983	0:00:00	1.928	0.619
166	1/4/1974	20:00:00	1.924	0.617
167	2/21/2005	12:00:00	1.915	0.612
168	2/8/1983	6:00:00	1.908	0.608
169	1/29/1983	1:00:00	1.901	0.604
170	3/5/2005	1:00:00	1.886	0.595
171	10/28/1974	13:00:00	1.883	0.594
172	2/13/1992	6:00:00	1.880	0.592
173	2/14/1995	10:00:00	1.874	0.588
174	2/14/2001	17:00:00	1.867	0.584
175	12/18/1984	18:00:00	1.858	0.580
176	12/7/1992	14:00:00	1.846	0.573
177	2/5/1976	2:00:00	1.845	0.572
178	11/8/2004	1:00:00	1.829	0.563
179	3/19/1981	23:00:00	1.819	0.558
180	1/27/1983	11:00:00	1.808	0.551
181	12/9/1996	19:00:00	1.786	0.539
182	5/9/1977	0:00:00	1.778	0.534
183	4/20/1988	9:00:00	1.771	0.531
184	1/14/1990	4:00:00	1.765	0.528
185	3/1/1991	9:00:00	1.765	0.527
186	3/1/1991	7:00:00	1.755	0.522
187	1/28/1980	22:00:00	1.749	0.518
188	12/18/1984	16:00:00	1.744	0.516
189	2/19/1993	17:00:00	1.740	0.513
190	3/11/2006	3:00:00	1.737	0.512

191	3/22/2005	23:00:00	1.894	0.6001
192	12/27/1984	19:00:00	1.894	0.5996
193	11/20/1983	11:00:00	1.890	0.5974
194	4/5/2006	2:00:00	1.875	0.5893
195	3/5/1995	16:00:00	1.872	0.5875
196	2/19/2007	12:00:00	1.869	0.5858
197	2/27/1983	6:00:00	1.861	0.5811
198	10/19/2004	16:00:00	1.861	0.5810
199	12/17/2002	17:00:00	1.860	0.5807
200	9/25/1986	6:00:00	1.850	0.5749
201	2/23/1998	17:00:00	1.849	0.5741
202	2/26/2004	17:00:00	1.849	0.5741
203	1/28/1980	22:00:00	1.844	0.5714
204	1/16/1993	11:00:00	1.839	0.5688
205	1/16/1993	10:00:00	1.838	0.5684
206	1/16/1993	9:00:00	1.837	0.5675
207	12/29/1976	14:00:00	1.835	0.5662
208	1/11/2005	8:00:00	1.830	0.5639
209	1/11/2005	3:00:00	1.827	0.5618
210	1/15/1993	16:00:00	1.820	0.5579
211	1/15/1993	14:00:00	1.817	0.5563
212	1/14/1990	4:00:00	1.816	0.5560
213	1/8/1993	0:00:00	1.806	0.5504
214	3/2/1992	17:00:00	1.804	0.5488
215	3/11/1975	14:00:00	1.801	0.5473
216	1/8/1974	3:00:00	1.799	0.5465
217	2/13/1978	13:00:00	1.794	0.5436
218	11/12/2003	9:00:00	1.792	0.5421
219	1/6/1979	3:00:00	1.791	0.5420
220	2/13/1978	0:00:00	1.787	0.5399
221	1/7/1974	18:00:00	1.786	0.5391
222	3/5/1978	8:00:00	1.785	0.5384
223	2/8/1983	7:00:00	1.780	0.5356
224	2/23/2005	1:00:00	1.777	0.5339
225	1/28/2005	17:00:00	1.767	0.5286
226	1/7/1993	4:00:00	1.767	0.5285
227	1/7/1993	3:00:00	1.763	0.5263
228	1/17/1978	3:00:00	1.761	0.5250
229	3/12/1978	2:00:00	1.756	0.5225
230	1/11/2001	8:00:00	1.755	0.5218
231	1/7/1993	0:00:00	1.751	0.5196
232	3/12/1978	1:00:00	1.750	0.5191
233	2/21/1980	5:00:00	1.750	0.5189
234	12/3/1983	17:00:00	1.747	0.5175
235	11/24/1978	13:00:00	1.743	0.5154
236	3/12/1978	0:00:00	1.743	0.5151
237	12/4/1974	11:00:00	1.741	0.5143
238	2/21/1980	1:00:00	1.741	0.5141
239	2/20/1980	18:00:00	1.733	0.5096
240	3/11/1986	2:00:00	1.726	0.5060

191	3/5/1995	19:00:00	1.720	0.502
192	12/27/1984	19:00:00	1.719	0.502
193	1/6/1979	3:00:00	1.711	0.497
194	11/20/1983	11:00:00	1.695	0.489
195	3/22/2005	23:00:00	1.694	0.488
196	2/19/2007	12:00:00	1.679	0.480
197	3/5/1995	16:00:00	1.679	0.480
198	12/29/1976	14:00:00	1.678	0.480
199	4/5/2006	2:00:00	1.676	0.479
200	9/25/1986	6:00:00	1.675	0.478
201	1/28/2005	17:00:00	1.672	0.476
202	10/19/2004	16:00:00	1.660	0.470
203	12/3/1983	17:00:00	1.657	0.468
204	11/23/1973	0:00:00	1.644	0.461
205	11/21/2004	8:00:00	1.642	0.460
206	2/23/1998	17:00:00	1.636	0.457
207	2/26/2004	17:00:00	1.636	0.457
208	3/2/1992	17:00:00	1.631	0.454
209	1/16/1993	11:00:00	1.626	0.451
210	1/16/1993	10:00:00	1.625	0.451
211	1/16/1993	9:00:00	1.624	0.450
212	12/4/1974	11:00:00	1.620	0.448
213	1/11/2005	8:00:00	1.619	0.447
214	1/11/2005	3:00:00	1.616	0.446
215	1/11/2001	8:00:00	1.612	0.444
216	11/12/2003	9:00:00	1.611	0.443
217	1/15/1993	16:00:00	1.610	0.443
218	1/15/1993	14:00:00	1.608	0.442
219	1/8/1993	0:00:00	1.598	0.437
220	1/8/1974	3:00:00	1.595	0.435
221	3/11/1975	14:00:00	1.593	0.434
222	2/13/1978	13:00:00	1.590	0.432
223	1/7/1974	18:00:00	1.585	0.429
224	2/13/1978	0:00:00	1.584	0.429
225	2/8/1983	7:00:00	1.580	0.427
226	2/23/2005	1:00:00	1.576	0.425
227	1/7/1993	4:00:00	1.567	0.420
228	3/5/1978	8:00:00	1.567	0.420
229	1/17/1978	3:00:00	1.565	0.419
230	1/7/1993	3:00:00	1.564	0.418
231	1/4/1987	19:00:00	1.557	0.415
232	1/7/1993	0:00:00	1.555	0.413
233	2/21/1980	5:00:00	1.554	0.413
234	2/21/1980	1:00:00	1.548	0.410
235	11/24/1978	13:00:00	1.545	0.409
236	3/12/1978	2:00:00	1.543	0.407
237	2/20/1980	18:00:00	1.541	0.406
238	3/12/1978	1:00:00	1.537	0.404
239	11/25/1985	4:00:00	1.535	0.403
240	2/10/1978	4:00:00	1.533	0.402

241	1/15/1978	6:00:00	1.725	0.5055
242	2/10/1978	4:00:00	1.720	0.5026
243	2/22/1998	17:00:00	1.717	0.5011
244	3/5/1978	5:00:00	1.717	0.5009
245	2/1/1996	4:00:00	1.715	0.4998
246	3/24/1983	4:00:00	1.703	0.4932
247	1/15/1978	3:00:00	1.700	0.4915
248	3/16/1986	17:00:00	1.698	0.4902
249	11/25/1985	4:00:00	1.690	0.4862
250	1/15/1978	2:00:00	1.688	0.4853
251	2/18/1980	6:00:00	1.688	0.4851
252	3/2/1981	2:00:00	1.682	0.4818
253	1/4/1987	19:00:00	1.681	0.4810
254	1/15/1978	1:00:00	1.674	0.4775
255	2/18/1980	4:00:00	1.670	0.4751
256	1/16/1978	23:00:00	1.669	0.4749
257	2/7/1978	19:00:00	1.669	0.4746
258	3/5/1978	16:00:00	1.669	0.4746
259	1/7/1993	16:00:00	1.668	0.4742
260	11/23/1973	0:00:00	1.666	0.4729
261	1/29/1980	23:00:00	1.665	0.4726
262	2/11/1978	12:00:00	1.662	0.4710
263	1/29/1980	19:00:00	1.656	0.4677
264	1/18/1979	18:00:00	1.653	0.4661
265	1/27/1983	13:00:00	1.651	0.4650
266	12/19/1978	9:00:00	1.650	0.4645
267	1/11/1980	12:00:00	1.649	0.4641
268	11/24/1978	7:00:00	1.643	0.4608
269	3/2/1978	10:00:00	1.643	0.4606
270	1/31/1996	22:00:00	1.638	0.4582
271	1/11/1980	9:00:00	1.634	0.4559
272	1/11/2005	2:00:00	1.632	0.4547
273	1/5/1974	2:00:00	1.629	0.4533
274	4/20/1983	12:00:00	1.629	0.4533
275	2/9/1976	3:00:00	1.626	0.4515
276	1/6/1992	12:00:00	1.616	0.4460
277	1/29/1980	13:00:00	1.612	0.4439
278	1/19/1980	3:00:00	1.610	0.4430
279	3/11/1978	23:00:00	1.609	0.4425
280	3/11/2006	13:00:00	1.609	0.4422
281	2/8/1976	19:00:00	1.606	0.4410
282	12/7/1992	13:00:00	1.606	0.4409
283	12/20/2002	17:00:00	1.606	0.4405
284	1/3/2005	10:00:00	1.605	0.4403
285	1/5/1974	1:00:00	1.605	0.4400
286	4/20/1983	11:00:00	1.596	0.4353
287	12/18/1978	23:00:00	1.593	0.4336
288	11/4/1987	23:00:00	1.590	0.4325
289	1/11/1980	1:00:00	1.581	0.4274
290	2/12/2005	16:00:00	1.579	0.4266

241	1/15/1978	6:00:00	1.531	0.401
242	3/12/1978	0:00:00	1.531	0.401
243	2/22/1998	17:00:00	1.528	0.399
244	3/24/1983	4:00:00	1.524	0.397
245	3/5/1978	5:00:00	1.523	0.397
246	2/1/1996	4:00:00	1.523	0.397
247	3/16/1986	17:00:00	1.521	0.396
248	3/2/1981	2:00:00	1.513	0.392
249	1/7/1993	16:00:00	1.511	0.391
250	1/15/1978	3:00:00	1.510	0.390
251	1/16/1978	23:00:00	1.508	0.389
252	2/27/1983	6:00:00	1.508	0.389
253	2/11/1978	12:00:00	1.506	0.388
254	2/18/1980	6:00:00	1.503	0.386
255	1/15/1978	2:00:00	1.501	0.386
256	2/18/1980	4:00:00	1.491	0.380
257	3/5/1978	16:00:00	1.490	0.380
258	1/15/1978	1:00:00	1.490	0.380
259	2/7/1978	19:00:00	1.489	0.379
260	1/29/1980	23:00:00	1.485	0.377
261	1/11/2005	2:00:00	1.484	0.377
262	1/18/1979	18:00:00	1.483	0.376
263	12/19/1978	9:00:00	1.476	0.373
264	1/29/1980	19:00:00	1.475	0.372
265	1/11/1980	12:00:00	1.475	0.372
266	1/27/1983	13:00:00	1.472	0.371
267	1/6/1992	12:00:00	1.471	0.370
268	3/2/1978	10:00:00	1.468	0.369
269	11/24/1978	7:00:00	1.468	0.368
270	1/31/1996	22:00:00	1.463	0.366
271	1/11/1980	9:00:00	1.463	0.366
272	4/20/1983	12:00:00	1.455	0.362
273	1/5/1974	2:00:00	1.455	0.362
274	1/19/1980	3:00:00	1.452	0.360
275	3/11/2006	13:00:00	1.450	0.359
276	2/9/1976	3:00:00	1.449	0.359
277	3/11/1978	23:00:00	1.442	0.355
278	3/24/1994	23:00:00	1.442	0.355
279	1/29/1980	13:00:00	1.439	0.354
280	12/7/1992	13:00:00	1.439	0.354
281	1/3/2005	10:00:00	1.436	0.352
282	3/24/1998	17:00:00	1.436	0.352
283	1/5/1974	1:00:00	1.435	0.351
284	12/18/1978	23:00:00	1.435	0.351
285	12/20/2002	17:00:00	1.433	0.350
286	2/8/1976	19:00:00	1.431	0.350
287	4/20/1983	11:00:00	1.430	0.349
288	1/13/1993	21:00:00	1.429	0.348
289	9/3/1976	17:00:00	1.427	0.348
290	1/11/1980	1:00:00	1.423	0.345

291	1/5/1974	0:00:00	1.573	0.4231
292	2/19/2007	16:00:00	1.572	0.4228
293	3/24/1994	23:00:00	1.571	0.4219
294	2/8/1994	8:00:00	1.571	0.4219
295	3/1/1978	11:00:00	1.563	0.4179
296	1/13/1993	21:00:00	1.558	0.4154
297	3/1/1991	10:00:00	1.557	0.4150
298	2/7/1976	5:00:00	1.557	0.4146
299	2/8/1993	21:00:00	1.556	0.4143
300	1/29/1980	9:00:00	1.552	0.4123
301	3/1/1978	9:00:00	1.546	0.4091
302	3/1/1991	8:00:00	1.545	0.4085
303	2/7/1998	16:00:00	1.544	0.4078
304	11/23/1973	3:00:00	1.539	0.4053
305	1/31/1979	10:00:00	1.537	0.4040
306	3/1/1978	8:00:00	1.536	0.4038
307	1/4/1974	23:00:00	1.528	0.3995
308	2/22/2008	7:00:00	1.526	0.3983
309	3/1/1978	7:00:00	1.525	0.3981
310	3/5/1995	22:00:00	1.525	0.3981
311	2/27/1996	23:00:00	1.523	0.3966
312	12/5/2004	15:00:00	1.520	0.3954
313	2/12/2005	8:00:00	1.519	0.3949
314	3/5/1995	21:00:00	1.515	0.3925
315	1/5/1978	22:00:00	1.509	0.3898
316	1/31/1979	9:00:00	1.502	0.3862
317	2/20/1980	5:00:00	1.497	0.3836
318	2/6/1976	7:00:00	1.491	0.3801
319	3/10/1980	18:00:00	1.489	0.3793
320	1/29/1980	5:00:00	1.487	0.3782
321	1/12/1993	16:00:00	1.484	0.3768
322	4/14/1998	17:00:00	1.482	0.3754
323	1/12/1993	19:00:00	1.481	0.3750
324	3/11/1995	7:00:00	1.474	0.3717
325	2/11/2003	17:00:00	1.468	0.3685
326	1/29/1980	4:00:00	1.457	0.3628
327	4/7/1978	5:00:00	1.454	0.3611
328	3/28/1979	21:00:00	1.452	0.3602
329	11/4/1987	19:00:00	1.446	0.3572
330	3/1/1978	6:00:00	1.444	0.3560
331	12/6/1998	7:00:00	1.443	0.3554
332	2/5/1978	18:00:00	1.430	0.3490
333	3/2/1983	16:00:00	1.419	0.3432
334	12/17/1978	23:00:00	1.416	0.3417
335	10/19/2004	18:00:00	1.415	0.3414
336	11/24/1978	3:00:00	1.410	0.3391
337	1/9/1978	19:00:00	1.409	0.3382
338	3/5/1981	18:00:00	1.401	0.3345
339	12/29/2004	6:00:00	1.395	0.3311
340	4/2/1974	6:00:00	1.393	0.3305

291	2/12/2005	16:00:00	1.419	0.343
292	3/11/1986	2:00:00	1.418	0.343
293	2/8/1994	8:00:00	1.416	0.342
294	11/4/1987	23:00:00	1.415	0.341
295	2/27/1996	23:00:00	1.414	0.341
296	1/5/1974	0:00:00	1.409	0.338
297	2/19/2007	16:00:00	1.407	0.337
298	2/8/1993	21:00:00	1.405	0.336
299	3/1/1978	11:00:00	1.402	0.335
300	1/29/1980	9:00:00	1.393	0.330
301	2/7/1976	5:00:00	1.391	0.329
302	3/1/1991	10:00:00	1.390	0.329
303	3/1/1978	9:00:00	1.389	0.328
304	11/23/1973	3:00:00	1.385	0.326
305	3/1/1978	8:00:00	1.381	0.324
306	2/20/1980	5:00:00	1.380	0.324
307	3/1/1991	8:00:00	1.380	0.324
308	8/17/1977	1:00:00	1.379	0.323
309	1/31/1979	10:00:00	1.378	0.323
310	1/4/1974	23:00:00	1.374	0.321
311	2/22/2008	7:00:00	1.373	0.320
312	3/1/1978	7:00:00	1.373	0.320
313	1/12/1993	19:00:00	1.372	0.320
314	12/5/2004	15:00:00	1.371	0.319
315	2/12/2005	8:00:00	1.370	0.319
316	3/5/1995	22:00:00	1.369	0.318
317	2/7/1998	16:00:00	1.365	0.316
318	3/5/1995	21:00:00	1.361	0.314
319	12/6/1998	7:00:00	1.359	0.313
320	1/31/1979	9:00:00	1.351	0.309
321	3/10/1980	18:00:00	1.346	0.307
322	4/14/1998	17:00:00	1.343	0.305
323	1/12/1993	16:00:00	1.343	0.305
324	3/2/1992	10:00:00	1.342	0.305
325	2/6/1976	7:00:00	1.341	0.305
326	1/29/1980	5:00:00	1.338	0.303
327	1/5/1978	22:00:00	1.332	0.300
328	3/11/1995	7:00:00	1.328	0.298
329	3/28/1979	21:00:00	1.327	0.297
330	3/5/1981	18:00:00	1.326	0.297
331	3/1/1978	6:00:00	1.321	0.295
332	4/2/1974	6:00:00	1.316	0.292
333	1/29/1980	4:00:00	1.315	0.292
334	4/7/1978	5:00:00	1.314	0.291
335	12/17/1978	23:00:00	1.303	0.286
336	11/4/1987	19:00:00	1.301	0.285
337	1/9/1978	19:00:00	1.298	0.283
338	2/5/1978	18:00:00	1.295	0.282
339	3/12/1995	0:00:00	1.292	0.280
340	1/31/1996	21:00:00	1.288	0.278

341	11/21/2004	8:00:00	1.392	0.3298
342	1/31/1979	7:00:00	1.390	0.3288
343	1/15/1993	19:00:00	1.387	0.3275
344	8/17/1977	1:00:00	1.384	0.3256
345	3/12/1995	0:00:00	1.381	0.3241
346	1/29/1980	2:00:00	1.378	0.3230
347	3/1/1983	15:00:00	1.377	0.3225
348	1/9/2005	23:00:00	1.374	0.3208
349	2/7/1978	18:00:00	1.365	0.3161
350	3/5/1995	13:00:00	1.362	0.3150
351	1/31/1996	21:00:00	1.359	0.3133
352	1/4/1974	21:00:00	1.358	0.3127
353	10/31/1987	18:00:00	1.353	0.3106
354	12/19/1978	7:00:00	1.346	0.3067
355	3/16/1986	22:00:00	1.344	0.3061
356	2/22/2005	22:00:00	1.341	0.3043
357	1/7/1993	8:00:00	1.340	0.3039
358	2/14/1995	12:00:00	1.336	0.3020
359	1/29/1983	2:00:00	1.335	0.3013
360	4/5/2006	1:00:00	1.333	0.3006
361	3/5/1995	12:00:00	1.327	0.2976
362	1/25/1995	23:00:00	1.321	0.2946
363	3/10/1986	21:00:00	1.308	0.2882
364	2/20/1993	7:00:00	1.307	0.2879
365	1/6/1993	22:00:00	1.304	0.2866
366	12/11/1984	11:00:00	1.300	0.2846
367	1/14/1978	19:00:00	1.296	0.2823
368	12/11/1984	10:00:00	1.290	0.2797
369	9/3/1976	17:00:00	1.289	0.2790
370	1/18/1979	8:00:00	1.283	0.2762
371	3/2/1992	10:00:00	1.283	0.2761
372	1/5/1992	15:00:00	1.281	0.2753
373	12/27/1984	4:00:00	1.277	0.2735
374	11/24/1984	22:00:00	1.276	0.2728
375	2/1/1996	3:00:00	1.271	0.2707
376	2/5/1976	17:00:00	1.268	0.2692
377	3/26/1991	3:00:00	1.267	0.2687
378	3/1/1981	5:00:00	1.264	0.2670
379	2/21/2005	7:00:00	1.263	0.2668
380	1/14/1990	5:00:00	1.258	0.2642
381	2/8/1976	17:00:00	1.251	0.2607
382	12/18/1984	19:00:00	1.245	0.2581
383	5/2/1980	0:00:00	1.240	0.2558
384	1/5/1992	16:00:00	1.235	0.2532
385	12/7/1992	15:00:00	1.230	0.2510
386	2/28/2006	2:00:00	1.227	0.2497
387	1/6/1993	14:00:00	1.218	0.2453
388	1/26/1997	3:00:00	1.217	0.2451
389	1/27/2008	3:00:00	1.215	0.2441
390	1/7/2005	14:00:00	1.212	0.2427

341	2/7/1978	18:00:00	1.284	0.276
342	11/24/1978	3:00:00	1.279	0.274
343	10/31/1987	18:00:00	1.279	0.274
344	10/19/2004	18:00:00	1.279	0.274
345	12/19/1978	7:00:00	1.269	0.270
346	12/29/2004	6:00:00	1.265	0.268
347	1/31/1979	7:00:00	1.262	0.266
348	1/29/1980	2:00:00	1.252	0.262
349	2/20/1993	7:00:00	1.246	0.259
350	3/5/1995	13:00:00	1.242	0.257
351	1/4/1974	21:00:00	1.239	0.255
352	1/15/1993	19:00:00	1.233	0.252
353	1/7/2005	14:00:00	1.229	0.250
354	1/5/1992	15:00:00	1.228	0.250
355	1/18/1979	8:00:00	1.228	0.250
356	2/14/1995	12:00:00	1.227	0.249
357	1/9/2005	23:00:00	1.223	0.248
358	1/14/1978	19:00:00	1.222	0.247
359	4/5/2006	1:00:00	1.222	0.247
360	3/1/1981	5:00:00	1.217	0.245
361	3/2/1983	16:00:00	1.217	0.245
362	3/5/1995	12:00:00	1.215	0.244
363	3/6/1994	21:00:00	1.210	0.242
364	2/8/1976	17:00:00	1.203	0.238
365	3/16/1986	22:00:00	1.195	0.235
366	2/22/2005	22:00:00	1.195	0.235
367	1/7/1993	8:00:00	1.194	0.234
368	1/29/1983	2:00:00	1.189	0.232
369	5/2/1980	0:00:00	1.185	0.230
370	2/5/1976	17:00:00	1.185	0.230
371	1/14/1990	5:00:00	1.181	0.228
372	1/25/1995	23:00:00	1.178	0.227
373	3/26/1991	3:00:00	1.177	0.226
374	12/27/1984	4:00:00	1.172	0.224
375	3/1/1983	15:00:00	1.168	0.222
376	1/6/1993	22:00:00	1.166	0.221
377	12/11/1984	11:00:00	1.162	0.219
378	12/11/1984	10:00:00	1.154	0.216
379	1/11/2001	7:00:00	1.151	0.214
380	2/1/1996	3:00:00	1.137	0.208
381	3/8/1975	13:00:00	1.136	0.208
382	11/24/1984	22:00:00	1.136	0.208
383	2/21/2005	7:00:00	1.134	0.207
384	2/28/2006	2:00:00	1.127	0.204
385	12/17/2002	17:00:00	1.127	0.204
386	12/18/1984	19:00:00	1.118	0.200
387	1/5/1992	16:00:00	1.112	0.197
388	12/27/1984	3:00:00	1.111	0.197
389	4/20/1983	10:00:00	1.108	0.195
390	12/7/1992	15:00:00	1.105	0.194

391	1/11/2001	7:00:00	1.206	0.2399
392	2/2/1998	16:00:00	1.193	0.2336
393	12/18/1984	17:00:00	1.186	0.2306
394	1/10/1995	21:00:00	1.184	0.2298
395	3/8/1975	13:00:00	1.159	0.2182
396	1/7/2008	3:00:00	1.145	0.2117
397	11/29/1985	15:00:00	1.141	0.2099
398	10/27/2004	15:00:00	1.140	0.2095
399	12/17/1987	7:00:00	1.132	0.2059
400	3/1/1991	11:00:00	1.128	0.2040
401	4/20/1983	10:00:00	1.119	0.2000
402	1/7/2008	5:00:00	1.118	0.1999
403	4/29/1980	1:00:00	1.117	0.1992
404	2/12/2005	11:00:00	1.117	0.1992
405	12/11/1984	8:00:00	1.114	0.1978
406	1/10/1980	12:00:00	1.105	0.1941
407	2/5/1976	3:00:00	1.099	0.1915
408	3/1/1991	6:00:00	1.096	0.1898
409	2/15/1986	9:00:00	1.088	0.1865
410	3/1/1991	5:00:00	1.087	0.1862
411	11/1/1974	23:00:00	1.070	0.1786
412	3/6/1994	21:00:00	1.061	0.1747
413	9/25/1986	7:00:00	1.060	0.1744
414	3/6/1980	8:00:00	1.054	0.1717
415	1/27/1983	9:00:00	1.047	0.1687
416	2/28/2006	8:00:00	1.043	0.1672
417	3/1/1991	2:00:00	1.036	0.1643
418	12/27/1984	3:00:00	1.035	0.1638
419	3/26/1975	4:00:00	1.034	0.1634
420	11/25/1985	10:00:00	1.033	0.1628
421	10/19/2004	19:00:00	1.029	0.1610
422	1/17/1993	5:00:00	1.026	0.1601
423	8/17/1977	4:00:00	1.023	0.1588
424	2/13/1998	16:00:00	1.020	0.1572
425	2/2/1983	15:00:00	1.016	0.1555
426	1/6/1979	4:00:00	1.013	0.1546
427	11/25/1985	9:00:00	1.010	0.1532
428	10/20/1979	16:00:00	1.008	0.1525
429	3/6/1975	12:00:00	0.998	0.1482
430	2/7/1998	15:00:00	0.998	0.1482
431	2/12/2005	7:00:00	0.990	0.1450
432	12/30/1981	15:00:00	0.987	0.1438
433	2/28/1983	2:00:00	0.987	0.1436
434	3/20/1981	5:00:00	0.986	0.1431
435	3/2/1983	22:00:00	0.985	0.1429
436	3/3/1983	5:00:00	0.984	0.1426
437	12/4/1974	13:00:00	0.984	0.1424
438	3/3/1983	9:00:00	0.982	0.1417
439	3/5/1995	15:00:00	0.978	0.1400
440	3/3/1983	3:00:00	0.973	0.1381

391	4/29/1980	1:00:00	1.104	0.194
392	1/6/1993	14:00:00	1.103	0.193
393	1/10/1980	12:00:00	1.098	0.191
394	1/27/2008	3:00:00	1.096	0.190
395	1/26/1997	3:00:00	1.093	0.189
396	2/2/1998	16:00:00	1.076	0.181
397	3/10/1986	21:00:00	1.075	0.181
398	11/1/1974	23:00:00	1.075	0.181
399	12/18/1984	17:00:00	1.071	0.179
400	1/10/1995	21:00:00	1.067	0.178
401	12/17/1987	7:00:00	1.051	0.170
402	3/26/1975	4:00:00	1.049	0.170
403	12/4/1974	10:00:00	1.041	0.166
404	12/11/1984	8:00:00	1.041	0.166
405	1/7/2008	3:00:00	1.038	0.165
406	11/29/1985	15:00:00	1.036	0.164
407	10/27/2004	15:00:00	1.028	0.161
408	3/13/1996	2:00:00	1.027	0.160
409	1/7/2008	5:00:00	1.024	0.159
410	2/5/1976	3:00:00	1.023	0.159
411	2/12/2005	11:00:00	1.016	0.156
412	3/1/1991	11:00:00	1.014	0.155
413	4/18/1981	22:00:00	1.002	0.150
414	3/20/1981	5:00:00	1.001	0.149
415	1/17/1993	5:00:00	0.996	0.147
416	3/28/1979	10:00:00	0.990	0.145
417	3/1/1991	6:00:00	0.989	0.144
418	9/25/1986	5:00:00	0.986	0.143
419	2/15/1986	9:00:00	0.986	0.143
420	3/6/1980	8:00:00	0.984	0.142
421	3/1/1991	5:00:00	0.982	0.142
422	11/24/1984	18:00:00	0.981	0.141
423	9/25/1986	7:00:00	0.980	0.141
424	2/14/2008	17:00:00	0.977	0.140
425	12/6/1986	18:00:00	0.974	0.138
426	12/7/1992	11:00:00	0.973	0.138
427	12/10/1984	20:00:00	0.973	0.138
428	1/6/1979	4:00:00	0.971	0.137
429	3/6/1975	12:00:00	0.955	0.131
430	1/27/1983	9:00:00	0.955	0.131
431	2/28/2006	8:00:00	0.955	0.131
432	2/6/1976	2:00:00	0.954	0.130
433	3/28/1979	20:00:00	0.953	0.130
434	8/17/1977	4:00:00	0.948	0.128
435	3/1/1991	2:00:00	0.947	0.127
436	11/25/1985	10:00:00	0.943	0.126
437	2/13/1998	16:00:00	0.939	0.124
438	12/25/2003	20:00:00	0.939	0.124
439	10/20/1979	16:00:00	0.937	0.123
440	12/4/1974	13:00:00	0.933	0.122

441	1/16/1993	12:00:00	0.969	0.1366
442	1/16/1993	13:00:00	0.968	0.1362
443	1/11/2005	6:00:00	0.960	0.1328
444	1/11/2005	7:00:00	0.958	0.1320
445	10/19/2004	14:00:00	0.949	0.1283
446	1/10/2005	1:00:00	0.946	0.1273
447	2/6/1976	2:00:00	0.939	0.1243
448	9/25/1986	5:00:00	0.938	0.1239
449	1/25/1995	12:00:00	0.933	0.1221
450	3/28/1979	10:00:00	0.931	0.1215
451	3/12/1986	14:00:00	0.931	0.1214
452	1/7/1993	22:00:00	0.931	0.1214
453	3/12/1986	13:00:00	0.930	0.1208
454	12/25/2003	20:00:00	0.929	0.1204
455	1/15/1993	13:00:00	0.928	0.1203
456	1/9/2005	9:00:00	0.926	0.1192
457	1/7/1993	20:00:00	0.925	0.1191
458	3/13/1996	2:00:00	0.925	0.1189
459	12/7/1992	11:00:00	0.925	0.1189
460	1/12/1995	14:00:00	0.925	0.1188
461	1/13/1993	23:00:00	0.919	0.1166
462	3/2/1983	2:00:00	0.911	0.1136
463	3/16/1986	23:00:00	0.911	0.1136
464	3/12/1986	12:00:00	0.911	0.1134
465	3/25/1994	0:00:00	0.909	0.1127
466	2/22/2005	21:00:00	0.904	0.1108
467	1/7/1993	6:00:00	0.901	0.1098
468	2/22/2005	20:00:00	0.901	0.1098
469	12/10/1984	20:00:00	0.901	0.1097
470	1/7/1993	5:00:00	0.900	0.1094
471	10/20/1979	15:00:00	0.896	0.1078
472	1/14/1993	1:00:00	0.894	0.1071
473	12/4/1974	10:00:00	0.894	0.1069
474	12/29/2004	3:00:00	0.891	0.1061
475	3/28/1979	20:00:00	0.891	0.1059
476	1/7/1993	2:00:00	0.886	0.1042
477	11/11/1985	13:00:00	0.881	0.1023
478	11/25/1985	5:00:00	0.879	0.1015
479	1/7/1993	11:00:00	0.877	0.1008
480	1/6/1993	23:00:00	0.876	0.1004
481	1/13/1993	1:00:00	0.876	0.1001
482	1/5/1992	20:00:00	0.875	0.0999
483	1/25/1995	21:00:00	0.874	0.0995
484	3/2/1983	5:00:00	0.871	0.0986
485	3/5/2005	2:00:00	0.866	0.0967
486	1/26/1997	9:00:00	0.865	0.0961
487	1/5/1992	19:00:00	0.862	0.0953
488	11/24/1984	23:00:00	0.860	0.0944
489	12/7/1992	20:00:00	0.858	0.0937
490	4/26/1994	18:00:00	0.857	0.0935

441	10/19/2004	19:00:00	0.932	0.122
442	2/12/2005	7:00:00	0.931	0.121
443	2/2/1983	15:00:00	0.928	0.120
444	11/25/1985	9:00:00	0.925	0.119
445	1/25/1995	12:00:00	0.922	0.118
446	12/30/1981	15:00:00	0.917	0.116
447	4/2/1974	5:00:00	0.913	0.114
448	2/17/1997	20:00:00	0.904	0.111
449	3/5/1995	15:00:00	0.902	0.110
450	1/9/1980	17:00:00	0.898	0.109
451	2/12/2005	2:00:00	0.898	0.109
452	1/11/2001	6:00:00	0.894	0.107
453	2/7/1998	15:00:00	0.889	0.105
454	2/11/2003	17:00:00	0.886	0.104
455	2/28/1978	19:00:00	0.873	0.099
456	10/19/2004	14:00:00	0.869	0.098
457	1/16/1993	12:00:00	0.866	0.097
458	1/16/1993	13:00:00	0.866	0.097
459	3/30/1998	17:00:00	0.859	0.094
460	3/20/1992	16:00:00	0.859	0.094
461	1/11/2005	6:00:00	0.859	0.094
462	1/11/2005	7:00:00	0.858	0.094
463	12/7/2007	9:00:00	0.856	0.093
464	1/10/2005	1:00:00	0.848	0.090
465	10/20/1979	15:00:00	0.848	0.090
466	2/28/1991	16:00:00	0.844	0.089
467	3/3/1983	5:00:00	0.843	0.088
468	3/3/1983	9:00:00	0.843	0.088
469	3/2/1983	22:00:00	0.841	0.087
470	3/25/1994	0:00:00	0.839	0.087
471	3/4/2005	23:00:00	0.839	0.087
472	1/15/1993	13:00:00	0.837	0.086
473	1/7/1993	22:00:00	0.835	0.086
474	11/11/1985	13:00:00	0.835	0.086
475	3/3/1983	3:00:00	0.834	0.085
476	1/9/2005	9:00:00	0.832	0.084
477	1/7/1993	20:00:00	0.831	0.084
478	12/29/2004	3:00:00	0.831	0.084
479	1/12/1995	14:00:00	0.831	0.084
480	1/13/1993	23:00:00	0.826	0.082
481	11/25/1985	5:00:00	0.821	0.080
482	3/16/1986	23:00:00	0.817	0.079
483	2/22/2005	21:00:00	0.814	0.078
484	2/17/1997	21:00:00	0.814	0.078
485	2/22/2005	20:00:00	0.812	0.077
486	1/7/1993	6:00:00	0.811	0.077
487	1/14/1993	1:00:00	0.811	0.077
488	1/7/1993	5:00:00	0.810	0.077
489	3/5/2005	2:00:00	0.805	0.075
490	1/7/1993	2:00:00	0.800	0.073

491	2/1/1996	5:00:00	0.853	0.0920
492	2/14/2008	17:00:00	0.850	0.0907
493	1/26/1997	8:00:00	0.848	0.0901
494	1/5/1992	18:00:00	0.847	0.0896
495	3/25/1998	17:00:00	0.845	0.0891
496	3/26/1998	17:00:00	0.845	0.0891
497	3/30/1998	17:00:00	0.845	0.0891
498	3/4/2005	23:00:00	0.845	0.0889
499	11/24/1984	18:00:00	0.840	0.0872
500	11/30/2002	17:00:00	0.836	0.0856
501	12/5/1997	17:00:00	0.828	0.0828
502	1/5/1992	17:00:00	0.827	0.0827
503	1/9/1980	17:00:00	0.824	0.0816
504	2/21/2005	6:00:00	0.821	0.0806
505	1/6/1993	16:00:00	0.820	0.0800
506	1/12/1993	20:00:00	0.818	0.0794
507	12/30/1981	14:00:00	0.809	0.0763
508	11/25/2001	17:00:00	0.809	0.0762
509	8/17/1977	2:00:00	0.808	0.0760
510	11/4/1987	22:00:00	0.807	0.0755
511	2/28/1978	19:00:00	0.802	0.0740
512	1/10/1995	23:00:00	0.799	0.0729
513	2/12/2005	2:00:00	0.798	0.0727
514	1/12/1993	23:00:00	0.794	0.0714
515	2/18/2005	6:00:00	0.792	0.0706
516	12/7/2007	9:00:00	0.792	0.0705
517	2/28/1991	16:00:00	0.791	0.0702
518	1/31/1996	23:00:00	0.791	0.0700
519	2/7/1998	18:00:00	0.789	0.0694
520	2/27/1983	7:00:00	0.784	0.0679
521	2/17/1997	21:00:00	0.778	0.0657
522	12/6/1986	18:00:00	0.770	0.0632
523	4/20/1988	12:00:00	0.765	0.0617
524	2/21/2005	5:00:00	0.764	0.0613
525	12/28/1984	0:00:00	0.764	0.0612
526	12/16/1987	21:00:00	0.763	0.0610
527	1/12/2001	13:00:00	0.760	0.0599
528	3/2/1983	21:00:00	0.746	0.0557
529	12/29/1991	18:00:00	0.742	0.0543
530	2/22/2008	8:00:00	0.735	0.0520
531	4/2/1974	5:00:00	0.734	0.0519
532	1/7/2008	6:00:00	0.733	0.0515
533	12/28/1977	9:00:00	0.733	0.0514
534	12/27/1984	20:00:00	0.729	0.0502
535	2/19/2007	17:00:00	0.723	0.0485
536	1/8/1974	4:00:00	0.720	0.0476
537	12/16/1987	19:00:00	0.720	0.0474
538	1/8/1974	5:00:00	0.718	0.0469
539	2/14/1978	0:00:00	0.714	0.0458
540	2/13/1978	23:00:00	0.713	0.0454

491	1/7/1993	11:00:00	0.798	0.073
492	3/1/1976	19:00:00	0.793	0.071
493	1/13/1993	1:00:00	0.792	0.070
494	1/6/1993	23:00:00	0.791	0.070
495	1/5/1992	20:00:00	0.790	0.070
496	1/25/1995	21:00:00	0.789	0.069
497	12/30/1981	14:00:00	0.783	0.067
498	1/5/1992	19:00:00	0.780	0.067
499	1/26/1997	9:00:00	0.780	0.066
500	8/17/1977	2:00:00	0.779	0.066
501	2/2/1983	14:00:00	0.777	0.066
502	12/7/1992	20:00:00	0.776	0.065
503	4/26/1994	18:00:00	0.775	0.065
504	3/12/1986	14:00:00	0.775	0.065
505	3/12/1986	13:00:00	0.772	0.064
506	2/1/1996	5:00:00	0.770	0.063
507	11/24/1984	23:00:00	0.769	0.063
508	1/5/1992	18:00:00	0.768	0.063
509	1/26/1997	8:00:00	0.768	0.063
510	2/18/2005	6:00:00	0.754	0.058
511	1/5/1992	17:00:00	0.753	0.058
512	3/12/1986	12:00:00	0.752	0.057
513	2/27/1991	22:00:00	0.750	0.057
514	1/6/1993	16:00:00	0.749	0.057
515	2/21/2005	6:00:00	0.749	0.057
516	1/6/1992	0:00:00	0.745	0.055
517	1/12/1993	20:00:00	0.744	0.055
518	10/29/1974	6:00:00	0.738	0.053
519	1/12/1993	23:00:00	0.737	0.053
520	11/4/1987	22:00:00	0.732	0.051
521	3/2/1983	2:00:00	0.730	0.051
522	1/10/1995	23:00:00	0.728	0.050
523	1/31/1996	23:00:00	0.721	0.048
524	2/21/2005	5:00:00	0.713	0.045
525	1/12/2001	13:00:00	0.707	0.044
526	2/15/1992	14:00:00	0.705	0.043
527	2/7/1998	18:00:00	0.705	0.043
528	12/16/1987	15:00:00	0.704	0.043
529	12/28/1984	0:00:00	0.703	0.042
530	4/20/1988	12:00:00	0.702	0.042
531	3/24/1983	22:00:00	0.699	0.041
532	12/16/1987	21:00:00	0.699	0.041
533	11/11/1985	12:00:00	0.698	0.041
534	4/4/1999	1:00:00	0.698	0.041
535	1/12/1995	9:00:00	0.688	0.038
536	2/8/1983	2:00:00	0.682	0.036
537	12/29/1991	18:00:00	0.680	0.036
538	1/9/2005	8:00:00	0.677	0.035
539	1/7/2008	6:00:00	0.676	0.035
540	2/22/2008	8:00:00	0.675	0.035

541	11/11/1985	12:00:00	0.709	0.0442
542	1/7/1974	19:00:00	0.708	0.0439
543	3/5/1978	12:00:00	0.706	0.0435
544	3/5/1978	6:00:00	0.699	0.0414
545	1/7/1974	16:00:00	0.698	0.0412
546	12/19/1987	18:00:00	0.698	0.0412
547	3/1/1991	12:00:00	0.698	0.0411
548	1/7/1974	15:00:00	0.695	0.0404
549	2/27/1991	22:00:00	0.695	0.0403
550	2/15/1986	11:00:00	0.695	0.0403
551	2/12/2005	14:00:00	0.694	0.0400
552	2/11/1978	13:00:00	0.693	0.0397
553	12/5/2004	16:00:00	0.688	0.0384
554	12/16/1987	18:00:00	0.687	0.0378
555	1/9/2005	8:00:00	0.682	0.0366
556	10/20/2004	17:00:00	0.681	0.0362
557	1/8/1974	7:00:00	0.675	0.0346
558	3/10/1975	18:00:00	0.675	0.0345
559	12/16/1987	15:00:00	0.671	0.0337
560	2/28/2006	10:00:00	0.671	0.0336
561	3/10/1975	17:00:00	0.670	0.0333
562	2/16/1998	16:00:00	0.666	0.0323
563	3/10/1975	16:00:00	0.665	0.0319
564	3/24/1983	22:00:00	0.665	0.0319
565	4/12/1999	4:00:00	0.663	0.0315
566	3/16/1986	0:00:00	0.663	0.0315
567	3/4/1978	22:00:00	0.661	0.0308
568	2/28/2006	1:00:00	0.660	0.0307
569	1/17/1978	2:00:00	0.660	0.0306
570	3/10/1975	15:00:00	0.659	0.0304
571	10/29/1974	6:00:00	0.657	0.0299
572	3/13/1996	10:00:00	0.654	0.0290
573	2/19/1993	18:00:00	0.653	0.0288
574	2/20/1980	6:00:00	0.652	0.0286
575	3/4/1978	21:00:00	0.652	0.0286
576	12/29/1991	17:00:00	0.652	0.0286
577	3/10/1975	14:00:00	0.651	0.0282
578	1/17/1978	1:00:00	0.646	0.0270
579	11/24/1978	12:00:00	0.645	0.0267
580	3/1/1991	4:00:00	0.644	0.0266
581	1/12/1995	9:00:00	0.644	0.0265
582	1/11/2001	6:00:00	0.643	0.0263
583	2/12/2003	16:00:00	0.641	0.0259
584	3/1/1976	20:00:00	0.640	0.0255
585	2/19/1980	17:00:00	0.639	0.0253
586	12/26/1977	16:00:00	0.639	0.0252
587	3/1/1991	3:00:00	0.638	0.0251
588	2/2/1983	16:00:00	0.638	0.0250
589	12/16/1987	17:00:00	0.637	0.0248
590	2/19/1993	21:00:00	0.636	0.0246

541	12/27/1984	20:00:00	0.673	0.034
542	2/28/1997	1:00:00	0.668	0.033
543	2/19/2007	17:00:00	0.664	0.032
544	12/16/1987	19:00:00	0.663	0.031
545	12/28/1977	9:00:00	0.661	0.031
546	3/1/1976	20:00:00	0.658	0.030
547	1/9/2005	0:00:00	0.658	0.030
548	1/26/1999	23:00:00	0.657	0.030
549	1/8/1974	4:00:00	0.651	0.028
550	1/8/1974	5:00:00	0.650	0.028
551	2/12/2005	14:00:00	0.648	0.028
552	2/14/1978	0:00:00	0.646	0.027
553	12/19/1987	18:00:00	0.646	0.027
554	4/21/1988	20:00:00	0.645	0.027
555	2/13/1978	23:00:00	0.645	0.027
556	2/28/2006	1:00:00	0.643	0.026
557	1/7/1974	19:00:00	0.641	0.026
558	2/15/1986	11:00:00	0.641	0.026
559	3/2/1983	5:00:00	0.640	0.026
560	12/5/2004	16:00:00	0.640	0.025
561	1/5/2008	12:00:00	0.639	0.025
562	3/1/1991	12:00:00	0.639	0.025
563	2/22/2005	19:00:00	0.638	0.025
564	12/16/1987	18:00:00	0.637	0.025
565	1/7/1974	16:00:00	0.635	0.024
566	3/6/1980	6:00:00	0.635	0.024
567	3/2/1983	21:00:00	0.633	0.024
568	1/7/1974	15:00:00	0.633	0.024
569	2/11/1978	13:00:00	0.629	0.023
570	2/22/2005	7:00:00	0.628	0.023
571	3/5/1978	12:00:00	0.624	0.022
572	1/3/2005	18:00:00	0.624	0.022
573	10/20/2004	17:00:00	0.623	0.021
574	1/8/1974	7:00:00	0.622	0.021
575	2/28/2006	10:00:00	0.622	0.021
576	4/12/1999	4:00:00	0.620	0.021
577	3/5/1978	6:00:00	0.619	0.020
578	3/16/1986	0:00:00	0.617	0.020
579	11/5/1987	7:00:00	0.617	0.020
580	2/19/1993	18:00:00	0.616	0.020
581	3/10/1975	18:00:00	0.613	0.019
582	2/19/1993	21:00:00	0.613	0.019
583	2/9/1981	0:00:00	0.610	0.018
584	3/10/1975	17:00:00	0.610	0.018
585	12/29/1991	17:00:00	0.609	0.018
586	2/27/1983	7:00:00	0.609	0.018
587	3/13/1996	10:00:00	0.609	0.018
588	1/17/1978	2:00:00	0.608	0.018
589	3/10/1975	16:00:00	0.606	0.017
590	3/10/1975	15:00:00	0.601	0.016

591	1/15/1978	5:00:00	0.635	0.0243
592	1/17/1978	0:00:00	0.632	0.0236
593	1/5/1974	11:00:00	0.632	0.0236
594	3/11/1975	0:00:00	0.631	0.0234
595	2/11/1978	15:00:00	0.631	0.0234
596	1/6/1992	0:00:00	0.630	0.0230
597	3/6/1980	6:00:00	0.628	0.0226
598	3/1/1981	13:00:00	0.628	0.0226
599	12/26/1977	14:00:00	0.624	0.0217
600	2/15/1986	8:00:00	0.622	0.0212
601	2/22/2005	19:00:00	0.622	0.0211
602	3/10/1975	22:00:00	0.622	0.0210
603	1/5/1974	10:00:00	0.621	0.0210
604	4/18/1995	15:00:00	0.615	0.0196
605	2/21/1980	3:00:00	0.614	0.0193
606	3/25/1994	2:00:00	0.613	0.0192
607	3/10/1975	20:00:00	0.613	0.0190
608	11/24/1978	15:00:00	0.613	0.0190
609	12/19/1987	17:00:00	0.608	0.0180
610	3/5/1981	19:00:00	0.607	0.0178
611	2/15/1992	14:00:00	0.607	0.0178
612	2/2/1983	14:00:00	0.605	0.0173
613	12/26/1977	12:00:00	0.605	0.0172
614	1/9/2005	0:00:00	0.600	0.0163
615	1/5/2008	12:00:00	0.599	0.0160
616	1/18/1979	19:00:00	0.598	0.0158
617	4/21/1988	20:00:00	0.596	0.0153
618	2/7/1978	21:00:00	0.593	0.0148
619	2/15/1986	7:00:00	0.592	0.0144
620	2/7/1978	20:00:00	0.591	0.0144
621	1/7/2005	15:00:00	0.587	0.0135
622	2/18/1980	2:00:00	0.586	0.0133
623	1/29/1980	21:00:00	0.585	0.0130
624	1/1/1977	15:00:00	0.583	0.0126
625	3/4/1978	20:00:00	0.583	0.0126
626	2/20/1980	0:00:00	0.582	0.0124
627	2/13/1978	22:00:00	0.582	0.0124
628	2/18/1980	1:00:00	0.580	0.0120
629	1/8/1974	1:00:00	0.579	0.0118
630	3/1/1981	8:00:00	0.578	0.0118
631	3/2/1978	11:00:00	0.576	0.0113
632	1/19/1980	4:00:00	0.574	0.0109
633	1/6/1978	15:00:00	0.572	0.0104
634	2/27/1983	20:00:00	0.571	0.0103
635	1/11/2001	10:00:00	0.569	0.0099
636	2/22/2005	7:00:00	0.566	0.0095
637	12/26/1977	10:00:00	0.566	0.0094
638	2/7/1998	19:00:00	0.565	0.0092
639	2/8/1983	2:00:00	0.564	0.0091
640	1/15/1978	0:00:00	0.564	0.0091

591	1/17/1978	1:00:00	0.599	0.016
592	12/16/1987	17:00:00	0.598	0.016
593	3/1/1991	4:00:00	0.596	0.015
594	12/26/1977	16:00:00	0.596	0.015
595	2/28/1983	2:00:00	0.595	0.015
596	2/20/1980	6:00:00	0.595	0.015
597	3/10/1975	14:00:00	0.595	0.015
598	2/2/1983	16:00:00	0.594	0.015
599	3/4/1978	22:00:00	0.593	0.015
600	3/1/1991	3:00:00	0.591	0.014
601	2/11/1978	15:00:00	0.590	0.014
602	1/17/1978	0:00:00	0.590	0.014
603	1/4/2005	3:00:00	0.588	0.014
604	3/11/1975	0:00:00	0.588	0.014
605	3/4/1978	21:00:00	0.588	0.014
606	11/24/1978	12:00:00	0.588	0.014
607	12/26/1977	14:00:00	0.586	0.013
608	2/19/1980	17:00:00	0.584	0.013
609	2/16/1998	16:00:00	0.584	0.013
610	1/2/2006	16:00:00	0.582	0.012
611	3/10/1975	22:00:00	0.581	0.012
612	2/15/1986	8:00:00	0.581	0.012
613	1/5/1974	11:00:00	0.580	0.012
614	1/15/1978	5:00:00	0.579	0.012
615	3/1/1981	13:00:00	0.577	0.012
616	12/19/1987	17:00:00	0.576	0.011
617	3/10/1975	20:00:00	0.574	0.011
618	3/25/1994	2:00:00	0.573	0.011
619	2/21/1980	3:00:00	0.573	0.011
620	12/26/1977	12:00:00	0.573	0.011
621	1/5/1974	10:00:00	0.572	0.010
622	11/24/1978	15:00:00	0.570	0.010
623	3/26/1998	17:00:00	0.568	0.010
624	3/22/1983	21:00:00	0.563	0.009
625	2/13/1978	22:00:00	0.562	0.009
626	1/11/2001	10:00:00	0.561	0.009
627	1/8/1974	1:00:00	0.561	0.009
628	2/24/1993	10:00:00	0.560	0.008
629	2/18/2005	5:00:00	0.559	0.008
630	3/5/1981	19:00:00	0.559	0.008
631	1/7/2005	15:00:00	0.556	0.008
632	1/18/1979	19:00:00	0.555	0.007
633	2/15/1986	7:00:00	0.554	0.007
634	4/10/1998	17:00:00	0.554	0.007
635	2/7/1978	21:00:00	0.550	0.007
636	2/20/1980	0:00:00	0.548	0.006
637	12/7/1986	14:00:00	0.548	0.006
638	3/2/1992	16:00:00	0.548	0.006
639	2/7/1978	20:00:00	0.548	0.006
640	12/26/1977	10:00:00	0.547	0.006

641	1/5/1974	3:00:00	0.564	0.0090
642	3/1/1981	7:00:00	0.563	0.0088
643	2/7/1998	14:00:00	0.562	0.0088
644	2/12/2005	3:00:00	0.562	0.0086
645	3/3/1983	7:00:00	0.559	0.0082
646	3/25/1994	1:00:00	0.559	0.0081
647	11/25/1985	8:00:00	0.558	0.0081
648	3/2/1992	16:00:00	0.558	0.0079
649	1/31/1979	15:00:00	0.558	0.0079
650	11/5/1987	7:00:00	0.557	0.0078
651	1/11/1980	10:00:00	0.556	0.0077
652	1/11/1980	11:00:00	0.556	0.0076
653	1/4/2005	3:00:00	0.556	0.0076
654	1/18/1993	7:00:00	0.554	0.0074
655	3/3/1983	4:00:00	0.552	0.0070
656	3/2/1983	6:00:00	0.552	0.0069
657	3/8/1974	11:00:00	0.548	0.0063
658	1/11/1980	8:00:00	0.548	0.0063
659	3/11/1995	6:00:00	0.548	0.0063
660	2/28/1991	17:00:00	0.548	0.0063
661	11/12/2003	10:00:00	0.548	0.0063
662	3/1/1981	12:00:00	0.548	0.0063
663	3/1/1981	6:00:00	0.547	0.0062
664	1/18/1979	9:00:00	0.547	0.0062
665	12/19/1978	0:00:00	0.547	0.0061
666	3/2/1978	6:00:00	0.545	0.0058
667	1/18/1993	10:00:00	0.544	0.0058
668	4/18/1981	22:00:00	0.544	0.0057
669	2/12/1978	23:00:00	0.543	0.0056
670	2/8/1976	23:00:00	0.542	0.0053
671	10/19/2004	15:00:00	0.541	0.0053
672	3/4/1983	5:00:00	0.541	0.0053
673	2/27/1983	17:00:00	0.540	0.0051
674	2/9/1976	0:00:00	0.537	0.0046
675	1/26/1999	23:00:00	0.536	0.0046
676	1/16/1993	14:00:00	0.536	0.0045
677	3/8/1974	10:00:00	0.534	0.0042
678	3/8/1975	14:00:00	0.531	0.0038
679	1/26/1997	0:00:00	0.531	0.0038
680	11/23/1973	4:00:00	0.531	0.0038
681	1/7/1974	14:00:00	0.530	0.0037
682	4/4/1999	1:00:00	0.528	0.0034
683	2/8/1976	20:00:00	0.528	0.0033
684	1/16/1993	3:00:00	0.524	0.0028
685	3/5/1995	14:00:00	0.523	0.0028
686	1/11/2001	9:00:00	0.523	0.0028
687	1/15/1993	20:00:00	0.523	0.0028
688	1/15/1993	17:00:00	0.521	0.0025
689	1/15/1993	21:00:00	0.519	0.0023
690	2/8/1976	18:00:00	0.518	0.0022

641	2/12/2005	3:00:00	0.544	0.006
642	2/8/1993	2:00:00	0.543	0.006
643	2/18/1980	2:00:00	0.543	0.006
644	3/4/1978	20:00:00	0.543	0.006
645	1/1/1977	15:00:00	0.541	0.005
646	3/1/1981	8:00:00	0.540	0.005
647	1/29/1980	21:00:00	0.539	0.005
648	2/18/1980	1:00:00	0.538	0.005
649	1/26/1997	0:00:00	0.537	0.005
650	1/19/1980	4:00:00	0.537	0.005
651	2/12/1978	23:00:00	0.535	0.004
652	3/2/1978	11:00:00	0.533	0.004
653	11/25/1985	8:00:00	0.530	0.004
654	3/25/1994	1:00:00	0.529	0.004
655	3/1/1981	7:00:00	0.528	0.003
656	3/1/1981	12:00:00	0.528	0.003
657	1/7/1974	14:00:00	0.527	0.003
658	1/11/2001	9:00:00	0.527	0.003
659	1/15/1978	0:00:00	0.524	0.003
660	3/11/1995	6:00:00	0.524	0.003
661	1/5/1974	3:00:00	0.523	0.003
662	1/11/1980	11:00:00	0.521	0.003
663	1/11/1980	10:00:00	0.520	0.002
664	11/12/2003	10:00:00	0.520	0.002
665	2/28/1991	17:00:00	0.519	0.002
666	3/1/1981	6:00:00	0.517	0.002
667	5/11/1998	17:00:00	0.516	0.002
668	1/18/1979	9:00:00	0.515	0.002
669	1/31/1979	15:00:00	0.515	0.002
670	1/11/1980	8:00:00	0.514	0.002
671	12/19/1978	0:00:00	0.512	0.002
672	3/8/1974	11:00:00	0.512	0.002
673	2/7/1998	19:00:00	0.511	0.001
674	3/2/1978	6:00:00	0.510	0.001
675	3/25/1998	17:00:00	0.510	0.001
676	10/19/2004	15:00:00	0.510	0.001
677	2/7/1998	14:00:00	0.509	0.001
678	3/7/1994	0:00:00	0.508	0.001
679	3/5/1995	14:00:00	0.506	0.001
680	1/6/1978	15:00:00	0.505	0.001
681	11/30/2002	17:00:00	0.504	0.001
682	1/18/1993	7:00:00	0.502	0.001
683	3/8/1974	10:00:00	0.501	0.001
684	2/8/1976	23:00:00	0.499	0.000
685	12/5/1997	17:00:00	0.499	0.000
686	3/8/1975	14:00:00	0.498	0.000
687	1/10/1978	20:00:00	0.498	0.000
688	2/9/1976	0:00:00	0.497	0.000
689	3/5/1995	10:00:00	0.497	0.000
690	2/3/2008	13:00:00	0.496	0.000

691	1/15/1993	15:00:00	0.518	0.0022
692	3/8/1974	9:00:00	0.517	0.0021
693	3/10/1986	20:00:00	0.516	0.0019
694	1/10/2005	0:00:00	0.516	0.0019
695	1/15/1993	18:00:00	0.515	0.0019
696	1/7/1992	21:00:00	0.514	0.0018
697	3/22/1983	21:00:00	0.513	0.0017
698	12/29/2004	5:00:00	0.512	0.0016
699	1/1/1977	14:00:00	0.512	0.0015
700	1/11/1980	2:00:00	0.510	0.0014
701	11/2/1974	0:00:00	0.509	0.0012
702	1/29/1980	12:00:00	0.508	0.0012
703	2/3/2008	13:00:00	0.507	0.0011
704	11/24/1978	9:00:00	0.503	0.0007
705	1/14/1978	21:00:00	0.503	0.0007
706	1/7/1993	23:00:00	0.501	0.0006
707	11/24/1978	11:00:00	0.501	0.0006
708	2/18/1980	8:00:00	0.500	0.0005
709	1/7/1993	21:00:00	0.499	0.0004
710	10/10/1986	2:00:00	0.498	0.0004
711	3/26/1991	4:00:00	0.497	0.0003
712	1/14/1993	5:00:00	0.497	0.0003
713	1/7/1993	17:00:00	0.496	0.0003
714	1/14/1993	4:00:00	0.494	0.0001
715	2/18/2005	7:00:00	0.492	0.0001
716	1/10/1978	20:00:00	0.492	0.0001
717	3/1/1978	14:00:00	0.492	0.0001

ΣW_{PRE} : 371

691	1/18/1993	10:00:00	0.495	0.000
692	12/29/2004	5:00:00	0.495	0.000
693	11/24/1978	11:00:00	0.494	0.000
694	1/1/1977	14:00:00	0.494	0.000
695	11/23/1973	4:00:00	0.493	0.000
696	11/24/1978	9:00:00	0.490	0.000
697	2/18/1980	8:00:00	0.490	0.000

ΣW_{POST} : 308

Equation H.8.1

$$W_t = \sum_{j=1}^n \Delta t_j \cdot (Q^{3m/2} - (0.1Q_2)^{3m/2})^{1.5} Q^m$$

m	0.308	(4/13)
3m/2	0.462	

SUMMARY

(a) ΣW_{PRE} :	371
(b) ΣW_{POST} :	308
(c) ΣY_{RUSLE} :	3.110
(d) ΣY_{NHD} :	N/A

E_p :	0.83	[(b)/(a)]
S_p :	3.11	[(c)]

E_p / S_p :	0.27
---------------	------

$E_p / S_p \leq 1.1$: No Net Impact Achieved.

POC 10C - WORK CALCULATIONS

(m = 0.40)

Work Calculations, Pre-Development Conditions				
Low flow Threshold:		0.489	cfs	
Type of flow:		10% of Q ₂		
Notes:				
- Lower limit = upper limit = average flow = Q _{pre} as hourly flows are used.				
- # of bins = # of flow values larger than threshold.				
Bin	Date	Hour	Q _{pre} (cfs)	W _{PRE}
1	1/4/1978	21:00:00	10.232	15.790
2	2/20/1980	19:00:00	9.376	13.876
3	10/22/1976	17:00:00	8.284	11.534
4	10/22/1976	16:00:00	6.911	8.764
5	9/10/1976	10:00:00	6.718	8.392
6	10/31/1987	19:00:00	6.467	7.912
7	2/7/1998	17:00:00	6.449	7.879
8	2/6/1992	20:00:00	6.204	7.421
9	1/9/2005	21:00:00	6.174	7.365
10	1/29/1980	7:00:00	5.889	6.8422
11	2/19/1993	16:00:00	5.836	6.7472
12	2/2/1998	17:00:00	5.678	6.4638
13	10/20/2004	12:00:00	5.432	6.0291
14	2/13/1998	17:00:00	5.328	5.8474
15	10/27/2004	5:00:00	5.236	5.6873
16	10/18/2004	13:00:00	5.225	5.6690
17	3/6/1975	11:00:00	5.193	5.6137
18	3/1/1983	16:00:00	4.909	5.1332
19	1/31/1979	14:00:00	4.891	5.1027
20	1/9/2005	20:00:00	4.863	5.0552
21	3/2/1983	18:00:00	4.474	4.4185
22	2/15/1992	15:00:00	4.380	4.2687
23	2/21/2005	14:00:00	4.348	4.2190
24	10/10/1986	0:00:00	4.314	4.1648
25	8/17/1977	3:00:00	4.203	3.9901
26	4/18/1995	12:00:00	4.128	3.8742
27	12/4/1974	12:00:00	4.124	3.8683
28	3/3/1983	1:00:00	4.037	3.7346
29	1/18/1993	6:00:00	4.027	3.7195
30	12/28/1977	8:00:00	3.990	3.6625
31	1/13/1993	22:00:00	3.962	3.6201
32	2/20/1980	20:00:00	3.929	3.5708
33	3/4/1978	18:00:00	3.885	3.5035
34	4/23/1980	4:00:00	3.873	3.4862
35	2/18/1980	5:00:00	3.864	3.4725
36	2/15/1986	4:00:00	3.843	3.4412
37	1/31/1979	16:00:00	3.828	3.4185
38	1/31/1979	13:00:00	3.786	3.3555
39	2/16/1980	20:00:00	3.784	3.3531
40	2/12/2003	17:00:00	3.724	3.2652

Work Calculations, Post-Development Conditions				
Low flow Threshold:		0.489	cfs	
Type of flow:		10% of Q ₂		
Notes:				
- Duration of flows: 1 hr.				
- Date & hour provide if verification is desired.				
Bin	Date	Hour	Q _{post} (cfs)	W _{POST}
1	1/4/1978	21:00:00	8.897	12.833
2	2/20/1980	19:00:00	8.206	11.371
3	10/22/1976	17:00:00	7.303	9.532
4	10/22/1976	16:00:00	6.118	7.262
5	9/10/1976	10:00:00	5.919	6.897
6	10/31/1987	19:00:00	5.676	6.460
7	2/7/1998	17:00:00	5.644	6.403
8	2/6/1992	20:00:00	5.486	6.124
9	1/9/2005	21:00:00	5.408	5.987
10	1/29/1980	7:00:00	5.175	5.584
11	2/19/1993	16:00:00	5.144	5.530
12	2/2/1998	17:00:00	4.987	5.263
13	10/20/2004	12:00:00	4.772	4.905
14	2/13/1998	17:00:00	4.685	4.761
15	10/27/2004	5:00:00	4.642	4.691
16	3/6/1975	11:00:00	4.636	4.681
17	10/18/2004	13:00:00	4.632	4.674
18	1/31/1979	14:00:00	4.299	4.141
19	1/9/2005	20:00:00	4.265	4.088
20	3/1/1983	16:00:00	4.248	4.061
21	3/2/1983	18:00:00	3.881	3.498
22	2/15/1992	15:00:00	3.847	3.448
23	10/10/1986	0:00:00	3.829	3.420
24	2/21/2005	14:00:00	3.821	3.409
25	8/17/1977	3:00:00	3.729	3.272
26	12/4/1974	12:00:00	3.682	3.203
27	1/18/1993	6:00:00	3.535	2.990
28	4/18/1995	12:00:00	3.532	2.986
29	12/28/1977	8:00:00	3.505	2.947
30	3/3/1983	1:00:00	3.504	2.946
31	4/23/1980	4:00:00	3.500	2.940
32	1/13/1993	22:00:00	3.481	2.913
33	2/20/1980	20:00:00	3.454	2.875
34	3/4/1978	18:00:00	3.417	2.822
35	2/15/1986	4:00:00	3.406	2.807
36	2/18/1980	5:00:00	3.401	2.800
37	1/31/1979	16:00:00	3.369	2.755
38	2/16/1980	20:00:00	3.339	2.713
39	1/31/1979	13:00:00	3.336	2.708
40	1/31/1979	8:00:00	3.215	2.541

41	1/31/1979	8:00:00	3.634	3.1332
42	3/3/1983	6:00:00	3.601	3.0854
43	2/25/2003	17:00:00	3.507	2.9497
44	1/9/1980	13:00:00	3.492	2.9289
45	2/16/1998	17:00:00	3.397	2.7940
46	5/1/1978	5:00:00	3.309	2.6705
47	3/5/2005	0:00:00	3.299	2.6577
48	10/27/2004	14:00:00	3.288	2.6424
49	10/20/2004	16:00:00	3.283	2.6352
50	10/20/2004	15:00:00	3.276	2.6259
51	10/20/2004	13:00:00	3.262	2.6065
52	2/15/1986	6:00:00	3.150	2.4537
53	1/11/2005	4:00:00	3.135	2.4334
54	11/25/1985	7:00:00	3.134	2.4322
55	10/27/2004	8:00:00	3.114	2.4042
56	12/29/2004	4:00:00	3.094	2.3777
57	2/23/2005	4:00:00	3.093	2.3763
58	2/15/1986	5:00:00	3.080	2.3586
59	3/16/1986	21:00:00	3.078	2.3558
60	10/28/1974	12:00:00	3.076	2.3534
61	1/25/1995	19:00:00	3.039	2.3039
62	12/29/2004	2:00:00	3.035	2.2996
63	10/27/2004	7:00:00	3.028	2.2900
64	3/21/1983	5:00:00	3.018	2.2769
65	2/21/2005	11:00:00	3.011	2.2675
66	10/19/2004	8:00:00	3.000	2.2527
67	4/4/2006	23:00:00	2.982	2.2293
68	3/11/1995	4:00:00	2.956	2.1945
69	2/27/1978	22:00:00	2.936	2.1685
70	11/22/1996	3:00:00	2.934	2.1660
71	11/12/2003	7:00:00	2.919	2.1471
72	10/28/1974	11:00:00	2.912	2.1374
73	1/27/2008	2:00:00	2.910	2.1354
74	12/25/2003	19:00:00	2.909	2.1337
75	12/28/1977	13:00:00	2.899	2.1206
76	10/27/2004	6:00:00	2.885	2.1024
77	3/6/1980	5:00:00	2.883	2.1000
78	2/13/1978	11:00:00	2.865	2.0773
79	1/8/1998	17:00:00	2.861	2.0713
80	2/10/1978	6:00:00	2.831	2.0332
81	2/10/1978	5:00:00	2.828	2.0293
82	4/5/2006	7:00:00	2.819	2.0175
83	12/28/2004	22:00:00	2.817	2.0154
84	2/19/1980	22:00:00	2.816	2.0136
85	3/1/1981	14:00:00	2.815	2.0121
86	3/5/1995	20:00:00	2.809	2.0050
87	1/15/1978	4:00:00	2.799	1.9929
88	1/10/1978	8:00:00	2.796	1.9880
89	12/18/1988	14:00:00	2.794	1.9859
90	2/19/1980	16:00:00	2.786	1.9757

41	2/12/2003	17:00:00	3.187	2.504
42	3/3/1983	6:00:00	3.125	2.420
43	1/9/1980	13:00:00	3.118	2.410
44	2/25/2003	17:00:00	3.077	2.356
45	2/16/1998	17:00:00	2.964	2.206
46	5/1/1978	5:00:00	2.951	2.188
47	3/5/2005	0:00:00	2.941	2.175
48	10/27/2004	14:00:00	2.907	2.131
49	10/20/2004	16:00:00	2.895	2.116
50	10/20/2004	15:00:00	2.890	2.109
51	10/20/2004	13:00:00	2.878	2.094
52	2/15/1986	6:00:00	2.791	1.982
53	11/25/1985	7:00:00	2.782	1.971
54	10/27/2004	8:00:00	2.762	1.945
55	1/11/2005	4:00:00	2.757	1.939
56	12/29/2004	4:00:00	2.751	1.931
57	10/28/1974	12:00:00	2.748	1.927
58	3/6/1980	5:00:00	2.746	1.925
59	2/15/1986	5:00:00	2.734	1.910
60	2/23/2005	4:00:00	2.723	1.896
61	3/16/1986	21:00:00	2.709	1.878
62	12/29/2004	2:00:00	2.705	1.874
63	12/25/2003	19:00:00	2.703	1.871
64	3/21/1983	5:00:00	2.697	1.863
65	10/27/2004	7:00:00	2.693	1.859
66	10/14/2006	0:00:00	2.690	1.855
67	2/27/1978	22:00:00	2.680	1.842
68	1/25/1995	19:00:00	2.679	1.841
69	10/19/2004	8:00:00	2.665	1.825
70	2/21/2005	11:00:00	2.661	1.819
71	4/4/2006	23:00:00	2.660	1.818
72	3/11/1995	4:00:00	2.642	1.795
73	10/28/1974	11:00:00	2.619	1.768
74	11/22/1996	3:00:00	2.618	1.766
75	11/12/2003	7:00:00	2.606	1.751
76	1/27/2008	2:00:00	2.583	1.723
77	10/27/2004	6:00:00	2.579	1.719
78	12/28/1977	13:00:00	2.555	1.689
79	12/4/1987	22:00:00	2.554	1.688
80	12/28/2004	22:00:00	2.541	1.672
81	2/13/1978	11:00:00	2.529	1.658
82	12/23/1982	1:00:00	2.518	1.645
83	4/5/2006	7:00:00	2.501	1.624
84	2/10/1978	6:00:00	2.498	1.621
85	2/10/1978	5:00:00	2.496	1.618
86	12/18/1988	14:00:00	2.491	1.612
87	3/5/1995	20:00:00	2.491	1.612
88	2/19/1980	22:00:00	2.484	1.605
89	3/1/1981	14:00:00	2.484	1.604
90	2/15/1986	3:00:00	2.476	1.595

91	2/18/1980	9:00:00	2.784	1.9734
92	10/14/2006	0:00:00	2.783	1.9716
93	10/27/2004	10:00:00	2.779	1.9665
94	3/5/1995	17:00:00	2.763	1.9470
95	2/15/1986	3:00:00	2.761	1.9436
96	1/29/1980	20:00:00	2.751	1.9318
97	1/11/1980	13:00:00	2.745	1.9234
98	2/27/1983	19:00:00	2.743	1.9218
99	12/23/1982	1:00:00	2.738	1.9152
100	1/29/1980	18:00:00	2.734	1.9102
101	3/1/1983	17:00:00	2.730	1.9052
102	3/2/1983	19:00:00	2.730	1.9050
103	3/2/1983	17:00:00	2.729	1.9044
104	3/27/1998	17:00:00	2.728	1.9032
105	2/9/1976	1:00:00	2.719	1.8913
106	3/11/2006	1:00:00	2.716	1.8881
107	2/26/1983	15:00:00	2.715	1.8866
108	2/8/1976	22:00:00	2.709	1.8789
109	1/11/1980	7:00:00	2.708	1.8779
110	2/8/1976	21:00:00	2.705	1.8732
111	1/11/2005	5:00:00	2.701	1.8683
112	11/12/2003	6:00:00	2.696	1.8628
113	2/16/1980	19:00:00	2.682	1.8450
114	1/31/1979	12:00:00	2.677	1.8384
115	12/4/1987	22:00:00	2.663	1.8218
116	2/11/2005	16:00:00	2.651	1.8064
117	12/18/1978	18:00:00	2.647	1.8012
118	1/14/1978	20:00:00	2.632	1.7837
119	3/2/1992	15:00:00	2.629	1.7801
120	2/7/1976	4:00:00	2.606	1.7510
121	2/21/2005	13:00:00	2.601	1.7452
122	1/12/1997	17:00:00	2.588	1.7289
123	12/7/1992	17:00:00	2.569	1.7059
124	2/1/1996	2:00:00	2.563	1.6992
125	11/11/1985	11:00:00	2.547	1.6800
126	3/16/1986	11:00:00	2.544	1.6765
127	2/28/2006	0:00:00	2.542	1.6739
128	2/14/1980	17:00:00	2.529	1.6584
129	2/28/1978	20:00:00	2.522	1.6496
130	1/12/2001	12:00:00	2.486	1.6066
131	12/28/2004	19:00:00	2.457	1.5721
132	11/30/2007	23:00:00	2.434	1.5454
133	1/7/2008	1:00:00	2.434	1.5444
134	12/25/1988	1:00:00	2.427	1.5364
135	11/20/1983	12:00:00	2.422	1.5304
136	1/10/1995	20:00:00	2.419	1.5267
137	2/9/1981	2:00:00	2.400	1.5052
138	1/16/1979	2:00:00	2.399	1.5034
139	10/20/2004	14:00:00	2.398	1.5026
140	1/31/1979	6:00:00	2.378	1.4789

91	1/10/1978	8:00:00	2.472	1.589
92	1/15/1978	4:00:00	2.469	1.586
93	2/19/1980	16:00:00	2.465	1.581
94	10/27/2004	10:00:00	2.463	1.579
95	1/8/1998	17:00:00	2.459	1.574
96	2/18/1980	9:00:00	2.458	1.574
97	3/5/1995	17:00:00	2.455	1.569
98	3/11/2006	1:00:00	2.439	1.550
99	11/12/2003	6:00:00	2.432	1.542
100	1/29/1980	20:00:00	2.430	1.541
101	1/11/1980	13:00:00	2.429	1.539
102	2/11/2005	16:00:00	2.420	1.529
103	1/29/1980	18:00:00	2.417	1.525
104	1/11/1980	7:00:00	2.402	1.507
105	2/9/1976	1:00:00	2.400	1.505
106	2/8/1976	22:00:00	2.392	1.496
107	2/8/1976	21:00:00	2.389	1.492
108	2/16/1980	19:00:00	2.380	1.481
109	1/11/2005	5:00:00	2.378	1.479
110	3/2/1992	15:00:00	2.372	1.473
111	1/31/1979	12:00:00	2.369	1.469
112	3/2/1983	19:00:00	2.361	1.460
113	3/2/1983	17:00:00	2.360	1.458
114	3/27/1998	17:00:00	2.358	1.456
115	12/18/1978	18:00:00	2.357	1.455
116	3/1/1983	17:00:00	2.349	1.445
117	11/11/1985	11:00:00	2.340	1.435
118	2/27/1983	19:00:00	2.337	1.432
119	1/14/1978	20:00:00	2.334	1.429
120	1/12/1997	17:00:00	2.329	1.422
121	2/28/2006	0:00:00	2.321	1.414
122	2/7/1976	4:00:00	2.314	1.406
123	2/21/2005	13:00:00	2.298	1.387
124	12/28/2004	19:00:00	2.272	1.358
125	12/7/1992	17:00:00	2.270	1.356
126	2/1/1996	2:00:00	2.265	1.350
127	2/26/1983	15:00:00	2.262	1.347
128	2/14/1980	17:00:00	2.262	1.346
129	3/16/1986	11:00:00	2.257	1.341
130	2/28/1978	20:00:00	2.251	1.334
131	1/12/2001	12:00:00	2.216	1.295
132	11/30/2007	23:00:00	2.196	1.273
133	1/7/2008	1:00:00	2.165	1.238
134	1/16/1979	2:00:00	2.164	1.237
135	12/25/1988	1:00:00	2.156	1.228
136	1/10/1995	20:00:00	2.156	1.228
137	11/20/1983	12:00:00	2.149	1.221
138	2/9/1981	2:00:00	2.144	1.215
139	1/31/1979	6:00:00	2.134	1.204
140	10/20/2004	14:00:00	2.124	1.193

141	3/13/1996	9:00:00	2.366	1.4659
142	2/19/2007	13:00:00	2.363	1.4614
143	3/5/1995	18:00:00	2.345	1.4406
144	2/8/1994	7:00:00	2.331	1.4255
145	3/6/1980	10:00:00	2.328	1.4215
146	4/15/1976	21:00:00	2.319	1.4116
147	10/10/1986	4:00:00	2.311	1.4015
148	2/27/1983	18:00:00	2.307	1.3970
149	2/14/2001	17:00:00	2.303	1.3927
150	10/27/2004	9:00:00	2.300	1.3899
151	1/6/2008	7:00:00	2.293	1.3817
152	1/17/1990	3:00:00	2.274	1.3601
153	3/18/1983	23:00:00	2.273	1.3590
154	1/18/1993	14:00:00	2.262	1.3461
155	12/25/1988	0:00:00	2.232	1.3122
156	2/5/1978	15:00:00	2.231	1.3120
157	1/9/2005	5:00:00	2.220	1.2988
158	1/4/2005	4:00:00	2.209	1.2865
159	2/23/2004	17:00:00	2.193	1.2694
160	2/14/1995	11:00:00	2.174	1.2476
161	11/11/1978	22:00:00	2.170	1.2438
162	3/15/1986	23:00:00	2.166	1.2397
163	2/21/2005	12:00:00	2.161	1.2341
164	4/28/2005	23:00:00	2.158	1.2310
165	11/25/1985	1:00:00	2.144	1.2155
166	9/10/1976	9:00:00	2.139	1.2095
167	2/8/1983	6:00:00	2.133	1.2033
168	1/29/1983	1:00:00	2.129	1.1983
169	2/13/1992	6:00:00	2.112	1.1800
170	3/5/2005	1:00:00	2.099	1.1666
171	10/28/1974	13:00:00	2.093	1.1602
172	12/18/1984	18:00:00	2.091	1.1579
173	1/4/1974	20:00:00	2.079	1.1444
174	12/7/1992	14:00:00	2.077	1.1422
175	11/25/1983	0:00:00	2.071	1.1365
176	3/24/1998	17:00:00	2.058	1.1224
177	2/14/1995	10:00:00	2.039	1.1016
178	1/27/1983	11:00:00	2.033	1.0952
179	2/5/1976	2:00:00	2.002	1.0634
180	3/1/1991	9:00:00	1.987	1.0471
181	3/1/1991	7:00:00	1.974	1.0335
182	3/19/1981	23:00:00	1.972	1.0320
183	4/20/1988	9:00:00	1.972	1.0316
184	5/9/1977	0:00:00	1.963	1.0225
185	2/19/1993	17:00:00	1.938	0.9961
186	11/8/2004	1:00:00	1.930	0.9885
187	12/18/1984	16:00:00	1.928	0.9857
188	12/9/1996	19:00:00	1.925	0.9834
189	3/11/2006	3:00:00	1.925	0.9827
190	3/5/1995	19:00:00	1.924	0.9819

141	3/13/1996	9:00:00	2.107	1.175
142	2/19/2007	13:00:00	2.102	1.170
143	2/8/1994	7:00:00	2.101	1.168
144	3/5/1995	18:00:00	2.088	1.154
145	3/6/1980	10:00:00	2.082	1.148
146	4/15/1976	21:00:00	2.075	1.140
147	3/18/1983	23:00:00	2.065	1.130
148	10/10/1986	4:00:00	2.064	1.128
149	1/6/2008	7:00:00	2.060	1.124
150	10/27/2004	9:00:00	2.048	1.112
151	1/17/1990	3:00:00	2.037	1.100
152	12/25/1988	0:00:00	2.016	1.078
153	2/5/1978	15:00:00	2.014	1.076
154	1/18/1993	14:00:00	2.001	1.061
155	4/28/2005	23:00:00	1.996	1.057
156	11/25/1985	1:00:00	1.990	1.050
157	11/11/1978	22:00:00	1.971	1.030
158	3/15/1986	23:00:00	1.966	1.025
159	1/9/2005	5:00:00	1.962	1.022
160	2/14/1995	11:00:00	1.962	1.021
161	9/10/1976	9:00:00	1.961	1.020
162	2/27/1983	18:00:00	1.954	1.013
163	1/4/2005	4:00:00	1.952	1.011
164	2/23/2004	17:00:00	1.933	0.991
165	11/25/1983	0:00:00	1.928	0.986
166	1/4/1974	20:00:00	1.924	0.982
167	2/21/2005	12:00:00	1.915	0.972
168	2/8/1983	6:00:00	1.908	0.966
169	1/29/1983	1:00:00	1.901	0.958
170	3/5/2005	1:00:00	1.886	0.944
171	10/28/1974	13:00:00	1.883	0.940
172	2/13/1992	6:00:00	1.880	0.937
173	2/14/1995	10:00:00	1.874	0.931
174	2/14/2001	17:00:00	1.867	0.924
175	12/18/1984	18:00:00	1.858	0.915
176	12/7/1992	14:00:00	1.846	0.903
177	2/5/1976	2:00:00	1.845	0.902
178	11/8/2004	1:00:00	1.829	0.886
179	3/19/1981	23:00:00	1.819	0.877
180	1/27/1983	11:00:00	1.808	0.866
181	12/9/1996	19:00:00	1.786	0.844
182	5/9/1977	0:00:00	1.778	0.836
183	4/20/1988	9:00:00	1.771	0.830
184	1/14/1990	4:00:00	1.765	0.824
185	3/1/1991	9:00:00	1.765	0.824
186	3/1/1991	7:00:00	1.755	0.813
187	1/28/1980	22:00:00	1.749	0.808
188	12/18/1984	16:00:00	1.744	0.803
189	2/19/1993	17:00:00	1.740	0.799
190	3/11/2006	3:00:00	1.737	0.797

191	3/22/2005	23:00:00	1.894	0.9519
192	12/27/1984	19:00:00	1.894	0.9510
193	11/20/1983	11:00:00	1.890	0.9471
194	4/5/2006	2:00:00	1.875	0.9326
195	3/5/1995	16:00:00	1.872	0.9295
196	2/19/2007	12:00:00	1.869	0.9265
197	2/27/1983	6:00:00	1.861	0.9180
198	10/19/2004	16:00:00	1.861	0.9179
199	12/17/2002	17:00:00	1.860	0.9173
200	9/25/1986	6:00:00	1.850	0.9070
201	2/23/1998	17:00:00	1.849	0.9057
202	2/26/2004	17:00:00	1.849	0.9057
203	1/28/1980	22:00:00	1.844	0.9008
204	1/16/1993	11:00:00	1.839	0.8964
205	1/16/1993	10:00:00	1.838	0.8957
206	1/16/1993	9:00:00	1.837	0.8940
207	12/29/1976	14:00:00	1.835	0.8918
208	1/11/2005	8:00:00	1.830	0.8877
209	1/11/2005	3:00:00	1.827	0.8840
210	1/15/1993	16:00:00	1.820	0.8770
211	1/15/1993	14:00:00	1.817	0.8744
212	1/14/1990	4:00:00	1.816	0.8737
213	1/8/1993	0:00:00	1.806	0.8639
214	3/2/1992	17:00:00	1.804	0.8612
215	3/11/1975	14:00:00	1.801	0.8585
216	1/8/1974	3:00:00	1.799	0.8570
217	2/13/1978	13:00:00	1.794	0.8519
218	11/12/2003	9:00:00	1.792	0.8494
219	1/6/1979	3:00:00	1.791	0.8492
220	2/13/1978	0:00:00	1.787	0.8454
221	1/7/1974	18:00:00	1.786	0.8440
222	3/5/1978	8:00:00	1.785	0.8428
223	2/8/1983	7:00:00	1.780	0.8380
224	2/23/2005	1:00:00	1.777	0.8351
225	1/28/2005	17:00:00	1.767	0.8257
226	1/7/1993	4:00:00	1.767	0.8255
227	1/7/1993	3:00:00	1.763	0.8217
228	1/17/1978	3:00:00	1.761	0.8193
229	3/12/1978	2:00:00	1.756	0.8151
230	1/11/2001	8:00:00	1.755	0.8138
231	1/7/1993	0:00:00	1.751	0.8101
232	3/12/1978	1:00:00	1.750	0.8091
233	2/21/1980	5:00:00	1.750	0.8088
234	12/3/1983	17:00:00	1.747	0.8063
235	11/24/1978	13:00:00	1.743	0.8027
236	3/12/1978	0:00:00	1.743	0.8021
237	12/4/1974	11:00:00	1.741	0.8008
238	2/21/1980	1:00:00	1.741	0.8005
239	2/20/1980	18:00:00	1.733	0.7927
240	3/11/1986	2:00:00	1.726	0.7863

191	3/5/1995	19:00:00	1.720	0.780
192	12/27/1984	19:00:00	1.719	0.780
193	1/6/1979	3:00:00	1.711	0.772
194	11/20/1983	11:00:00	1.695	0.756
195	3/22/2005	23:00:00	1.694	0.756
196	2/19/2007	12:00:00	1.679	0.742
197	3/5/1995	16:00:00	1.679	0.742
198	12/29/1976	14:00:00	1.678	0.741
199	4/5/2006	2:00:00	1.676	0.739
200	9/25/1986	6:00:00	1.675	0.738
201	1/28/2005	17:00:00	1.672	0.735
202	10/19/2004	16:00:00	1.660	0.724
203	12/3/1983	17:00:00	1.657	0.721
204	11/23/1973	0:00:00	1.644	0.709
205	11/21/2004	8:00:00	1.642	0.707
206	2/23/1998	17:00:00	1.636	0.702
207	2/26/2004	17:00:00	1.636	0.702
208	3/2/1992	17:00:00	1.631	0.697
209	1/16/1993	11:00:00	1.626	0.692
210	1/16/1993	10:00:00	1.625	0.692
211	1/16/1993	9:00:00	1.624	0.691
212	12/4/1974	11:00:00	1.620	0.687
213	1/11/2005	8:00:00	1.619	0.686
214	1/11/2005	3:00:00	1.616	0.683
215	1/11/2001	8:00:00	1.612	0.680
216	11/12/2003	9:00:00	1.611	0.678
217	1/15/1993	16:00:00	1.610	0.678
218	1/15/1993	14:00:00	1.608	0.676
219	1/8/1993	0:00:00	1.598	0.667
220	1/8/1974	3:00:00	1.595	0.664
221	3/11/1975	14:00:00	1.593	0.663
222	2/13/1978	13:00:00	1.590	0.660
223	1/7/1974	18:00:00	1.585	0.655
224	2/13/1978	0:00:00	1.584	0.655
225	2/8/1983	7:00:00	1.580	0.650
226	2/23/2005	1:00:00	1.576	0.647
227	1/7/1993	4:00:00	1.567	0.639
228	3/5/1978	8:00:00	1.567	0.639
229	1/17/1978	3:00:00	1.565	0.638
230	1/7/1993	3:00:00	1.564	0.636
231	1/4/1987	19:00:00	1.557	0.630
232	1/7/1993	0:00:00	1.555	0.628
233	2/21/1980	5:00:00	1.554	0.627
234	2/21/1980	1:00:00	1.548	0.622
235	11/24/1978	13:00:00	1.545	0.620
236	3/12/1978	2:00:00	1.543	0.617
237	2/20/1980	18:00:00	1.541	0.616
238	3/12/1978	1:00:00	1.537	0.613
239	11/25/1985	4:00:00	1.535	0.610
240	2/10/1978	4:00:00	1.533	0.609

241	1/15/1978	6:00:00	1.725	0.7854
242	2/10/1978	4:00:00	1.720	0.7804
243	2/22/1998	17:00:00	1.717	0.7778
244	3/5/1978	5:00:00	1.717	0.7775
245	2/1/1996	4:00:00	1.715	0.7756
246	3/24/1983	4:00:00	1.703	0.7641
247	1/15/1978	3:00:00	1.700	0.7612
248	3/16/1986	17:00:00	1.698	0.7590
249	11/25/1985	4:00:00	1.690	0.7521
250	1/15/1978	2:00:00	1.688	0.7505
251	2/18/1980	6:00:00	1.688	0.7503
252	3/2/1981	2:00:00	1.682	0.7445
253	1/4/1987	19:00:00	1.681	0.7431
254	1/15/1978	1:00:00	1.674	0.7372
255	2/18/1980	4:00:00	1.670	0.7330
256	1/16/1978	23:00:00	1.669	0.7327
257	2/7/1978	19:00:00	1.669	0.7322
258	3/5/1978	16:00:00	1.669	0.7321
259	1/7/1993	16:00:00	1.668	0.7314
260	11/23/1973	0:00:00	1.666	0.7291
261	1/29/1980	23:00:00	1.665	0.7288
262	2/11/1978	12:00:00	1.662	0.7259
263	1/29/1980	19:00:00	1.656	0.7203
264	1/18/1979	18:00:00	1.653	0.7175
265	1/27/1983	13:00:00	1.651	0.7157
266	12/19/1978	9:00:00	1.650	0.7148
267	1/11/1980	12:00:00	1.649	0.7141
268	11/24/1978	7:00:00	1.643	0.7085
269	3/2/1978	10:00:00	1.643	0.7082
270	1/31/1996	22:00:00	1.638	0.7039
271	1/11/1980	9:00:00	1.634	0.7001
272	1/11/2005	2:00:00	1.632	0.6979
273	1/5/1974	2:00:00	1.629	0.6955
274	4/20/1983	12:00:00	1.629	0.6955
275	2/9/1976	3:00:00	1.626	0.6926
276	1/6/1992	12:00:00	1.616	0.6832
277	1/29/1980	13:00:00	1.612	0.6795
278	1/19/1980	3:00:00	1.610	0.6780
279	3/11/1978	23:00:00	1.609	0.6772
280	3/11/2006	13:00:00	1.609	0.6767
281	2/8/1976	19:00:00	1.606	0.6746
282	12/7/1992	13:00:00	1.606	0.6745
283	12/20/2002	17:00:00	1.606	0.6738
284	1/3/2005	10:00:00	1.605	0.6735
285	1/5/1974	1:00:00	1.605	0.6730
286	4/20/1983	11:00:00	1.596	0.6649
287	12/18/1978	23:00:00	1.593	0.6620
288	11/4/1987	23:00:00	1.590	0.6601
289	1/11/1980	1:00:00	1.581	0.6516
290	2/12/2005	16:00:00	1.579	0.6502

241	1/15/1978	6:00:00	1.531	0.607
242	3/12/1978	0:00:00	1.531	0.607
243	2/22/1998	17:00:00	1.528	0.604
244	3/24/1983	4:00:00	1.524	0.601
245	3/5/1978	5:00:00	1.523	0.600
246	2/1/1996	4:00:00	1.523	0.600
247	3/16/1986	17:00:00	1.521	0.598
248	3/2/1981	2:00:00	1.513	0.591
249	1/7/1993	16:00:00	1.511	0.590
250	1/15/1978	3:00:00	1.510	0.589
251	1/16/1978	23:00:00	1.508	0.587
252	2/27/1983	6:00:00	1.508	0.587
253	2/11/1978	12:00:00	1.506	0.586
254	2/18/1980	6:00:00	1.503	0.583
255	1/15/1978	2:00:00	1.501	0.581
256	2/18/1980	4:00:00	1.491	0.572
257	3/5/1978	16:00:00	1.490	0.572
258	1/15/1978	1:00:00	1.490	0.571
259	2/7/1978	19:00:00	1.489	0.571
260	1/29/1980	23:00:00	1.485	0.567
261	1/11/2005	2:00:00	1.484	0.566
262	1/18/1979	18:00:00	1.483	0.565
263	12/19/1978	9:00:00	1.476	0.560
264	1/29/1980	19:00:00	1.475	0.559
265	1/11/1980	12:00:00	1.475	0.558
266	1/27/1983	13:00:00	1.472	0.556
267	1/6/1992	12:00:00	1.471	0.555
268	3/2/1978	10:00:00	1.468	0.553
269	11/24/1978	7:00:00	1.468	0.553
270	1/31/1996	22:00:00	1.463	0.549
271	1/11/1980	9:00:00	1.463	0.548
272	4/20/1983	12:00:00	1.455	0.542
273	1/5/1974	2:00:00	1.455	0.541
274	1/19/1980	3:00:00	1.452	0.539
275	3/11/2006	13:00:00	1.450	0.537
276	2/9/1976	3:00:00	1.449	0.536
277	3/11/1978	23:00:00	1.442	0.531
278	3/24/1994	23:00:00	1.442	0.531
279	1/29/1980	13:00:00	1.439	0.528
280	12/7/1992	13:00:00	1.439	0.528
281	1/3/2005	10:00:00	1.436	0.526
282	3/24/1998	17:00:00	1.436	0.525
283	1/5/1974	1:00:00	1.435	0.525
284	12/18/1978	23:00:00	1.435	0.524
285	12/20/2002	17:00:00	1.433	0.523
286	2/8/1976	19:00:00	1.431	0.522
287	4/20/1983	11:00:00	1.430	0.521
288	1/13/1993	21:00:00	1.429	0.520
289	9/3/1976	17:00:00	1.427	0.518
290	1/11/1980	1:00:00	1.423	0.514

291	1/5/1974	0:00:00	1.573	0.6442
292	2/19/2007	16:00:00	1.572	0.6438
293	3/24/1994	23:00:00	1.571	0.6423
294	2/8/1994	8:00:00	1.571	0.6423
295	3/1/1978	11:00:00	1.563	0.6356
296	1/13/1993	21:00:00	1.558	0.6314
297	3/1/1991	10:00:00	1.557	0.6306
298	2/7/1976	5:00:00	1.557	0.6299
299	2/8/1993	21:00:00	1.556	0.6294
300	1/29/1980	9:00:00	1.552	0.6261
301	3/1/1978	9:00:00	1.546	0.6206
302	3/1/1991	8:00:00	1.545	0.6197
303	2/7/1998	16:00:00	1.544	0.6184
304	11/23/1973	3:00:00	1.539	0.6143
305	1/31/1979	10:00:00	1.537	0.6121
306	3/1/1978	8:00:00	1.536	0.6118
307	1/4/1974	23:00:00	1.528	0.6045
308	2/22/2008	7:00:00	1.526	0.6025
309	3/1/1978	7:00:00	1.525	0.6021
310	3/5/1995	22:00:00	1.525	0.6021
311	2/27/1996	23:00:00	1.523	0.5998
312	12/5/2004	15:00:00	1.520	0.5978
313	2/12/2005	8:00:00	1.519	0.5969
314	3/5/1995	21:00:00	1.515	0.5929
315	1/5/1978	22:00:00	1.509	0.5883
316	1/31/1979	9:00:00	1.502	0.5823
317	2/20/1980	5:00:00	1.497	0.5779
318	2/6/1976	7:00:00	1.491	0.5722
319	3/10/1980	18:00:00	1.489	0.5709
320	1/29/1980	5:00:00	1.487	0.5690
321	1/12/1993	16:00:00	1.484	0.5666
322	4/14/1998	17:00:00	1.482	0.5643
323	1/12/1993	19:00:00	1.481	0.5636
324	3/11/1995	7:00:00	1.474	0.5582
325	2/11/2003	17:00:00	1.468	0.5529
326	1/29/1980	4:00:00	1.457	0.5433
327	4/7/1978	5:00:00	1.454	0.5406
328	3/28/1979	21:00:00	1.452	0.5390
329	11/4/1987	19:00:00	1.446	0.5341
330	3/1/1978	6:00:00	1.444	0.5322
331	12/6/1998	7:00:00	1.443	0.5312
332	2/5/1978	18:00:00	1.430	0.5206
333	3/2/1983	16:00:00	1.419	0.5110
334	12/17/1978	23:00:00	1.416	0.5085
335	10/19/2004	18:00:00	1.415	0.5081
336	11/24/1978	3:00:00	1.410	0.5043
337	1/9/1978	19:00:00	1.409	0.5029
338	3/5/1981	18:00:00	1.401	0.4969
339	12/29/2004	6:00:00	1.395	0.4913
340	4/2/1974	6:00:00	1.393	0.4903

291	2/12/2005	16:00:00	1.419	0.511
292	3/11/1986	2:00:00	1.418	0.511
293	2/8/1994	8:00:00	1.416	0.509
294	11/4/1987	23:00:00	1.415	0.508
295	2/27/1996	23:00:00	1.414	0.507
296	1/5/1974	0:00:00	1.409	0.503
297	2/19/2007	16:00:00	1.407	0.502
298	2/8/1993	21:00:00	1.405	0.500
299	3/1/1978	11:00:00	1.402	0.498
300	1/29/1980	9:00:00	1.393	0.490
301	2/7/1976	5:00:00	1.391	0.488
302	3/1/1991	10:00:00	1.390	0.487
303	3/1/1978	9:00:00	1.389	0.487
304	11/23/1973	3:00:00	1.385	0.484
305	3/1/1978	8:00:00	1.381	0.480
306	2/20/1980	5:00:00	1.380	0.480
307	3/1/1991	8:00:00	1.380	0.479
308	8/17/1977	1:00:00	1.379	0.478
309	1/31/1979	10:00:00	1.378	0.478
310	1/4/1974	23:00:00	1.374	0.474
311	2/22/2008	7:00:00	1.373	0.474
312	3/1/1978	7:00:00	1.373	0.473
313	1/12/1993	19:00:00	1.372	0.473
314	12/5/2004	15:00:00	1.371	0.472
315	2/12/2005	8:00:00	1.370	0.471
316	3/5/1995	22:00:00	1.369	0.471
317	2/7/1998	16:00:00	1.365	0.467
318	3/5/1995	21:00:00	1.361	0.464
319	12/6/1998	7:00:00	1.359	0.462
320	1/31/1979	9:00:00	1.351	0.456
321	3/10/1980	18:00:00	1.346	0.452
322	4/14/1998	17:00:00	1.343	0.449
323	1/12/1993	16:00:00	1.343	0.449
324	3/2/1992	10:00:00	1.342	0.449
325	2/6/1976	7:00:00	1.341	0.448
326	1/29/1980	5:00:00	1.338	0.446
327	1/5/1978	22:00:00	1.332	0.441
328	3/11/1995	7:00:00	1.328	0.437
329	3/28/1979	21:00:00	1.327	0.437
330	3/5/1981	18:00:00	1.326	0.436
331	3/1/1978	6:00:00	1.321	0.432
332	4/2/1974	6:00:00	1.316	0.428
333	1/29/1980	4:00:00	1.315	0.427
334	4/7/1978	5:00:00	1.314	0.426
335	12/17/1978	23:00:00	1.303	0.418
336	11/4/1987	19:00:00	1.301	0.416
337	1/9/1978	19:00:00	1.298	0.414
338	2/5/1978	18:00:00	1.295	0.412
339	3/12/1995	0:00:00	1.292	0.409
340	1/31/1996	21:00:00	1.288	0.406

341	11/21/2004	8:00:00	1.392	0.4892
342	1/31/1979	7:00:00	1.390	0.4874
343	1/15/1993	19:00:00	1.387	0.4854
344	8/17/1977	1:00:00	1.384	0.4823
345	3/12/1995	0:00:00	1.381	0.4799
346	1/29/1980	2:00:00	1.378	0.4781
347	3/1/1983	15:00:00	1.377	0.4772
348	1/9/2005	23:00:00	1.374	0.4744
349	2/7/1978	18:00:00	1.365	0.4668
350	3/5/1995	13:00:00	1.362	0.4650
351	1/31/1996	21:00:00	1.359	0.4623
352	1/4/1974	21:00:00	1.358	0.4613
353	10/31/1987	18:00:00	1.353	0.4578
354	12/19/1978	7:00:00	1.346	0.4516
355	3/16/1986	22:00:00	1.344	0.4506
356	2/22/2005	22:00:00	1.341	0.4477
357	1/7/1993	8:00:00	1.340	0.4471
358	2/14/1995	12:00:00	1.336	0.4439
359	1/29/1983	2:00:00	1.335	0.4428
360	4/5/2006	1:00:00	1.333	0.4416
361	3/5/1995	12:00:00	1.327	0.4369
362	1/25/1995	23:00:00	1.321	0.4321
363	3/10/1986	21:00:00	1.308	0.4217
364	2/20/1993	7:00:00	1.307	0.4212
365	1/6/1993	22:00:00	1.304	0.4192
366	12/11/1984	11:00:00	1.300	0.4159
367	1/14/1978	19:00:00	1.296	0.4123
368	12/11/1984	10:00:00	1.290	0.4082
369	9/3/1976	17:00:00	1.289	0.4071
370	1/18/1979	8:00:00	1.283	0.4025
371	3/2/1992	10:00:00	1.283	0.4023
372	1/5/1992	15:00:00	1.281	0.4012
373	12/27/1984	4:00:00	1.277	0.3982
374	11/24/1984	22:00:00	1.276	0.3972
375	2/1/1996	3:00:00	1.271	0.3937
376	2/5/1976	17:00:00	1.268	0.3913
377	3/26/1991	3:00:00	1.267	0.3905
378	3/1/1981	5:00:00	1.264	0.3879
379	2/21/2005	7:00:00	1.263	0.3876
380	1/14/1990	5:00:00	1.258	0.3834
381	2/8/1976	17:00:00	1.251	0.3779
382	12/18/1984	19:00:00	1.245	0.3738
383	5/2/1980	0:00:00	1.240	0.3702
384	1/5/1992	16:00:00	1.235	0.3659
385	12/7/1992	15:00:00	1.230	0.3626
386	2/28/2006	2:00:00	1.227	0.3604
387	1/6/1993	14:00:00	1.218	0.3535
388	1/26/1997	3:00:00	1.217	0.3533
389	1/27/2008	3:00:00	1.215	0.3517
390	1/7/2005	14:00:00	1.212	0.3494

341	2/7/1978	18:00:00	1.284	0.403
342	11/24/1978	3:00:00	1.279	0.400
343	10/31/1987	18:00:00	1.279	0.399
344	10/19/2004	18:00:00	1.279	0.399
345	12/19/1978	7:00:00	1.269	0.392
346	12/29/2004	6:00:00	1.265	0.389
347	1/31/1979	7:00:00	1.262	0.387
348	1/29/1980	2:00:00	1.252	0.379
349	2/20/1993	7:00:00	1.246	0.375
350	3/5/1995	13:00:00	1.242	0.371
351	1/4/1974	21:00:00	1.239	0.370
352	1/15/1993	19:00:00	1.233	0.365
353	1/7/2005	14:00:00	1.229	0.362
354	1/5/1992	15:00:00	1.228	0.361
355	1/18/1979	8:00:00	1.228	0.361
356	2/14/1995	12:00:00	1.227	0.360
357	1/9/2005	23:00:00	1.223	0.357
358	1/14/1978	19:00:00	1.222	0.357
359	4/5/2006	1:00:00	1.222	0.356
360	3/1/1981	5:00:00	1.217	0.353
361	3/2/1983	16:00:00	1.217	0.353
362	3/5/1995	12:00:00	1.215	0.351
363	3/6/1994	21:00:00	1.210	0.348
364	2/8/1976	17:00:00	1.203	0.343
365	3/16/1986	22:00:00	1.195	0.337
366	2/22/2005	22:00:00	1.195	0.337
367	1/7/1993	8:00:00	1.194	0.336
368	1/29/1983	2:00:00	1.189	0.333
369	5/2/1980	0:00:00	1.185	0.330
370	2/5/1976	17:00:00	1.185	0.330
371	1/14/1990	5:00:00	1.181	0.326
372	1/25/1995	23:00:00	1.178	0.325
373	3/26/1991	3:00:00	1.177	0.324
374	12/27/1984	4:00:00	1.172	0.320
375	3/1/1983	15:00:00	1.168	0.318
376	1/6/1993	22:00:00	1.166	0.316
377	12/11/1984	11:00:00	1.162	0.313
378	12/11/1984	10:00:00	1.154	0.308
379	1/11/2001	7:00:00	1.151	0.305
380	2/1/1996	3:00:00	1.137	0.295
381	3/8/1975	13:00:00	1.136	0.295
382	11/24/1984	22:00:00	1.136	0.295
383	2/21/2005	7:00:00	1.134	0.294
384	2/28/2006	2:00:00	1.127	0.289
385	12/17/2002	17:00:00	1.127	0.289
386	12/18/1984	19:00:00	1.118	0.283
387	1/5/1992	16:00:00	1.112	0.278
388	12/27/1984	3:00:00	1.111	0.278
389	4/20/1983	10:00:00	1.108	0.276
390	12/7/1992	15:00:00	1.105	0.274

391	1/11/2001	7:00:00	1.206	0.3451
392	2/2/1998	16:00:00	1.193	0.3352
393	12/18/1984	17:00:00	1.186	0.3305
394	1/10/1995	21:00:00	1.184	0.3292
395	3/8/1975	13:00:00	1.159	0.3112
396	1/7/2008	3:00:00	1.145	0.3011
397	11/29/1985	15:00:00	1.141	0.2983
398	10/27/2004	15:00:00	1.140	0.2977
399	12/17/1987	7:00:00	1.132	0.2923
400	3/1/1991	11:00:00	1.128	0.2892
401	4/20/1983	10:00:00	1.119	0.2831
402	1/7/2008	5:00:00	1.118	0.2830
403	4/29/1980	1:00:00	1.117	0.2820
404	2/12/2005	11:00:00	1.117	0.2819
405	12/11/1984	8:00:00	1.114	0.2798
406	1/10/1980	12:00:00	1.105	0.2740
407	2/5/1976	3:00:00	1.099	0.2700
408	3/1/1991	6:00:00	1.096	0.2675
409	2/15/1986	9:00:00	1.088	0.2625
410	3/1/1991	5:00:00	1.087	0.2619
411	11/1/1974	23:00:00	1.070	0.2505
412	3/6/1994	21:00:00	1.061	0.2446
413	9/25/1986	7:00:00	1.060	0.2442
414	3/6/1980	8:00:00	1.054	0.2400
415	1/27/1983	9:00:00	1.047	0.2355
416	2/28/2006	8:00:00	1.043	0.2332
417	3/1/1991	2:00:00	1.036	0.2289
418	12/27/1984	3:00:00	1.035	0.2281
419	3/26/1975	4:00:00	1.034	0.2275
420	11/25/1985	10:00:00	1.033	0.2266
421	10/19/2004	19:00:00	1.029	0.2238
422	1/17/1993	5:00:00	1.026	0.2225
423	8/17/1977	4:00:00	1.023	0.2206
424	2/13/1998	16:00:00	1.020	0.2182
425	2/2/1983	15:00:00	1.016	0.2157
426	1/6/1979	4:00:00	1.013	0.2143
427	11/25/1985	9:00:00	1.010	0.2122
428	10/20/1979	16:00:00	1.008	0.2112
429	3/6/1975	12:00:00	0.998	0.2049
430	2/7/1998	15:00:00	0.998	0.2049
431	2/12/2005	7:00:00	0.990	0.2001
432	12/30/1981	15:00:00	0.987	0.1984
433	2/28/1983	2:00:00	0.987	0.1980
434	3/20/1981	5:00:00	0.986	0.1973
435	3/2/1983	22:00:00	0.985	0.1970
436	3/3/1983	5:00:00	0.984	0.1965
437	12/4/1974	13:00:00	0.984	0.1962
438	3/3/1983	9:00:00	0.982	0.1951
439	3/5/1995	15:00:00	0.978	0.1926
440	3/3/1983	3:00:00	0.973	0.1898

391	4/29/1980	1:00:00	1.104	0.273
392	1/6/1993	14:00:00	1.103	0.273
393	1/10/1980	12:00:00	1.098	0.269
394	1/27/2008	3:00:00	1.096	0.267
395	1/26/1997	3:00:00	1.093	0.266
396	2/2/1998	16:00:00	1.076	0.255
397	3/10/1986	21:00:00	1.075	0.254
398	11/1/1974	23:00:00	1.075	0.254
399	12/18/1984	17:00:00	1.071	0.251
400	1/10/1995	21:00:00	1.067	0.249
401	12/17/1987	7:00:00	1.051	0.238
402	3/26/1975	4:00:00	1.049	0.237
403	12/4/1974	10:00:00	1.041	0.232
404	12/11/1984	8:00:00	1.041	0.232
405	1/7/2008	3:00:00	1.038	0.230
406	11/29/1985	15:00:00	1.036	0.229
407	10/27/2004	15:00:00	1.028	0.224
408	3/13/1996	2:00:00	1.027	0.223
409	1/7/2008	5:00:00	1.024	0.221
410	2/5/1976	3:00:00	1.023	0.220
411	2/12/2005	11:00:00	1.016	0.216
412	3/1/1991	11:00:00	1.014	0.215
413	4/18/1981	22:00:00	1.002	0.208
414	3/20/1981	5:00:00	1.001	0.207
415	1/17/1993	5:00:00	0.996	0.204
416	3/28/1979	10:00:00	0.990	0.200
417	3/1/1991	6:00:00	0.989	0.199
418	9/25/1986	5:00:00	0.986	0.197
419	2/15/1986	9:00:00	0.986	0.197
420	3/6/1980	8:00:00	0.984	0.196
421	3/1/1991	5:00:00	0.982	0.195
422	11/24/1984	18:00:00	0.981	0.195
423	9/25/1986	7:00:00	0.980	0.194
424	2/14/2008	17:00:00	0.977	0.192
425	12/6/1986	18:00:00	0.974	0.190
426	12/7/1992	11:00:00	0.973	0.190
427	12/10/1984	20:00:00	0.973	0.190
428	1/6/1979	4:00:00	0.971	0.188
429	3/6/1975	12:00:00	0.955	0.179
430	1/27/1983	9:00:00	0.955	0.179
431	2/28/2006	8:00:00	0.955	0.179
432	2/6/1976	2:00:00	0.954	0.179
433	3/28/1979	20:00:00	0.953	0.178
434	8/17/1977	4:00:00	0.948	0.175
435	3/1/1991	2:00:00	0.947	0.174
436	11/25/1985	10:00:00	0.943	0.172
437	2/13/1998	16:00:00	0.939	0.170
438	12/25/2003	20:00:00	0.939	0.170
439	10/20/1979	16:00:00	0.937	0.168
440	12/4/1974	13:00:00	0.933	0.166

441	1/16/1993	12:00:00	0.969	0.1876
442	1/16/1993	13:00:00	0.968	0.1870
443	1/11/2005	6:00:00	0.960	0.1820
444	1/11/2005	7:00:00	0.958	0.1809
445	10/19/2004	14:00:00	0.949	0.1754
446	1/10/2005	1:00:00	0.946	0.1740
447	2/6/1976	2:00:00	0.939	0.1695
448	9/25/1986	5:00:00	0.938	0.1690
449	1/25/1995	12:00:00	0.933	0.1664
450	3/28/1979	10:00:00	0.931	0.1655
451	3/12/1986	14:00:00	0.931	0.1654
452	1/7/1993	22:00:00	0.931	0.1654
453	3/12/1986	13:00:00	0.930	0.1644
454	12/25/2003	20:00:00	0.929	0.1639
455	1/15/1993	13:00:00	0.928	0.1637
456	1/9/2005	9:00:00	0.926	0.1622
457	1/7/1993	20:00:00	0.925	0.1620
458	3/13/1996	2:00:00	0.925	0.1617
459	12/7/1992	11:00:00	0.925	0.1617
460	1/12/1995	14:00:00	0.925	0.1616
461	1/13/1993	23:00:00	0.919	0.1583
462	3/2/1983	2:00:00	0.911	0.1541
463	3/16/1986	23:00:00	0.911	0.1540
464	3/12/1986	12:00:00	0.911	0.1538
465	3/25/1994	0:00:00	0.909	0.1527
466	2/22/2005	21:00:00	0.904	0.1499
467	1/7/1993	6:00:00	0.901	0.1486
468	2/22/2005	20:00:00	0.901	0.1486
469	12/10/1984	20:00:00	0.901	0.1485
470	1/7/1993	5:00:00	0.900	0.1480
471	10/20/1979	15:00:00	0.896	0.1456
472	1/14/1993	1:00:00	0.894	0.1446
473	12/4/1974	10:00:00	0.894	0.1444
474	12/29/2004	3:00:00	0.891	0.1432
475	3/28/1979	20:00:00	0.891	0.1429
476	1/7/1993	2:00:00	0.886	0.1405
477	11/11/1985	13:00:00	0.881	0.1378
478	11/25/1985	5:00:00	0.879	0.1366
479	1/7/1993	11:00:00	0.877	0.1356
480	1/6/1993	23:00:00	0.876	0.1350
481	1/13/1993	1:00:00	0.876	0.1347
482	1/5/1992	20:00:00	0.875	0.1344
483	1/25/1995	21:00:00	0.874	0.1338
484	3/2/1983	5:00:00	0.871	0.1325
485	3/5/2005	2:00:00	0.866	0.1298
486	1/26/1997	9:00:00	0.865	0.1289
487	1/5/1992	19:00:00	0.862	0.1278
488	11/24/1984	23:00:00	0.860	0.1265
489	12/7/1992	20:00:00	0.858	0.1255
490	4/26/1994	18:00:00	0.857	0.1252

441	10/19/2004	19:00:00	0.932	0.166
442	2/12/2005	7:00:00	0.931	0.165
443	2/2/1983	15:00:00	0.928	0.163
444	11/25/1985	9:00:00	0.925	0.162
445	1/25/1995	12:00:00	0.922	0.160
446	12/30/1981	15:00:00	0.917	0.157
447	4/2/1974	5:00:00	0.913	0.155
448	2/17/1997	20:00:00	0.904	0.150
449	3/5/1995	15:00:00	0.902	0.149
450	1/9/1980	17:00:00	0.898	0.147
451	2/12/2005	2:00:00	0.898	0.147
452	1/11/2001	6:00:00	0.894	0.144
453	2/7/1998	15:00:00	0.889	0.142
454	2/11/2003	17:00:00	0.886	0.140
455	2/28/1978	19:00:00	0.873	0.133
456	10/19/2004	14:00:00	0.869	0.131
457	1/16/1993	12:00:00	0.866	0.130
458	1/16/1993	13:00:00	0.866	0.130
459	3/30/1998	17:00:00	0.859	0.126
460	3/20/1992	16:00:00	0.859	0.126
461	1/11/2005	6:00:00	0.859	0.126
462	1/11/2005	7:00:00	0.858	0.125
463	12/7/2007	9:00:00	0.856	0.124
464	1/10/2005	1:00:00	0.848	0.120
465	10/20/1979	15:00:00	0.848	0.120
466	2/28/1991	16:00:00	0.844	0.118
467	3/3/1983	5:00:00	0.843	0.118
468	3/3/1983	9:00:00	0.843	0.118
469	3/2/1983	22:00:00	0.841	0.117
470	3/25/1994	0:00:00	0.839	0.116
471	3/4/2005	23:00:00	0.839	0.116
472	1/15/1993	13:00:00	0.837	0.115
473	1/7/1993	22:00:00	0.835	0.114
474	11/11/1985	13:00:00	0.835	0.114
475	3/3/1983	3:00:00	0.834	0.113
476	1/9/2005	9:00:00	0.832	0.112
477	1/7/1993	20:00:00	0.831	0.112
478	12/29/2004	3:00:00	0.831	0.112
479	1/12/1995	14:00:00	0.831	0.112
480	1/13/1993	23:00:00	0.826	0.109
481	11/25/1985	5:00:00	0.821	0.107
482	3/16/1986	23:00:00	0.817	0.105
483	2/22/2005	21:00:00	0.814	0.103
484	2/17/1997	21:00:00	0.814	0.103
485	2/22/2005	20:00:00	0.812	0.102
486	1/7/1993	6:00:00	0.811	0.102
487	1/14/1993	1:00:00	0.811	0.102
488	1/7/1993	5:00:00	0.810	0.102
489	3/5/2005	2:00:00	0.805	0.099
490	1/7/1993	2:00:00	0.800	0.097

491	2/1/1996	5:00:00	0.853	0.1231
492	2/14/2008	17:00:00	0.850	0.1212
493	1/26/1997	8:00:00	0.848	0.1204
494	1/5/1992	18:00:00	0.847	0.1196
495	3/25/1998	17:00:00	0.845	0.1190
496	3/26/1998	17:00:00	0.845	0.1190
497	3/30/1998	17:00:00	0.845	0.1190
498	3/4/2005	23:00:00	0.845	0.1186
499	11/24/1984	18:00:00	0.840	0.1163
500	11/30/2002	17:00:00	0.836	0.1141
501	12/5/1997	17:00:00	0.828	0.1100
502	1/5/1992	17:00:00	0.827	0.1099
503	1/9/1980	17:00:00	0.824	0.1084
504	2/21/2005	6:00:00	0.821	0.1070
505	1/6/1993	16:00:00	0.820	0.1061
506	1/12/1993	20:00:00	0.818	0.1053
507	12/30/1981	14:00:00	0.809	0.1009
508	11/25/2001	17:00:00	0.809	0.1008
509	8/17/1977	2:00:00	0.808	0.1005
510	11/4/1987	22:00:00	0.807	0.0999
511	2/28/1978	19:00:00	0.802	0.0978
512	1/10/1995	23:00:00	0.799	0.0963
513	2/12/2005	2:00:00	0.798	0.0959
514	1/12/1993	23:00:00	0.794	0.0941
515	2/18/2005	6:00:00	0.792	0.0930
516	12/7/2007	9:00:00	0.792	0.0928
517	2/28/1991	16:00:00	0.791	0.0925
518	1/31/1996	23:00:00	0.791	0.0922
519	2/7/1998	18:00:00	0.789	0.0914
520	2/27/1983	7:00:00	0.784	0.0893
521	2/17/1997	21:00:00	0.778	0.0863
522	12/6/1986	18:00:00	0.770	0.0828
523	4/20/1988	12:00:00	0.765	0.0807
524	2/21/2005	5:00:00	0.764	0.0802
525	12/28/1984	0:00:00	0.764	0.0800
526	12/16/1987	21:00:00	0.763	0.0798
527	1/12/2001	13:00:00	0.760	0.0782
528	3/2/1983	21:00:00	0.746	0.0724
529	12/29/1991	18:00:00	0.742	0.0706
530	2/22/2008	8:00:00	0.735	0.0675
531	4/2/1974	5:00:00	0.734	0.0673
532	1/7/2008	6:00:00	0.733	0.0668
533	12/28/1977	9:00:00	0.733	0.0667
534	12/27/1984	20:00:00	0.729	0.0650
535	2/19/2007	17:00:00	0.723	0.0627
536	1/8/1974	4:00:00	0.720	0.0615
537	12/16/1987	19:00:00	0.720	0.0613
538	1/8/1974	5:00:00	0.718	0.0606
539	2/14/1978	0:00:00	0.714	0.0590
540	2/13/1978	23:00:00	0.713	0.0585

491	1/7/1993	11:00:00	0.798	0.096
492	3/1/1976	19:00:00	0.793	0.093
493	1/13/1993	1:00:00	0.792	0.093
494	1/6/1993	23:00:00	0.791	0.093
495	1/5/1992	20:00:00	0.790	0.092
496	1/25/1995	21:00:00	0.789	0.091
497	12/30/1981	14:00:00	0.783	0.089
498	1/5/1992	19:00:00	0.780	0.088
499	1/26/1997	9:00:00	0.780	0.087
500	8/17/1977	2:00:00	0.779	0.087
501	2/2/1983	14:00:00	0.777	0.086
502	12/7/1992	20:00:00	0.776	0.085
503	4/26/1994	18:00:00	0.775	0.085
504	3/12/1986	14:00:00	0.775	0.085
505	3/12/1986	13:00:00	0.772	0.084
506	2/1/1996	5:00:00	0.770	0.083
507	11/24/1984	23:00:00	0.769	0.082
508	1/5/1992	18:00:00	0.768	0.082
509	1/26/1997	8:00:00	0.768	0.082
510	2/18/2005	6:00:00	0.754	0.076
511	1/5/1992	17:00:00	0.753	0.075
512	3/12/1986	12:00:00	0.752	0.075
513	2/27/1991	22:00:00	0.750	0.074
514	1/6/1993	16:00:00	0.749	0.074
515	2/21/2005	6:00:00	0.749	0.074
516	1/6/1992	0:00:00	0.745	0.072
517	1/12/1993	20:00:00	0.744	0.072
518	10/29/1974	6:00:00	0.738	0.069
519	1/12/1993	23:00:00	0.737	0.069
520	11/4/1987	22:00:00	0.732	0.067
521	3/2/1983	2:00:00	0.730	0.065
522	1/10/1995	23:00:00	0.728	0.065
523	1/31/1996	23:00:00	0.721	0.062
524	2/21/2005	5:00:00	0.713	0.058
525	1/12/2001	13:00:00	0.707	0.056
526	2/15/1992	14:00:00	0.705	0.055
527	2/7/1998	18:00:00	0.705	0.055
528	12/16/1987	15:00:00	0.704	0.055
529	12/28/1984	0:00:00	0.703	0.055
530	4/20/1988	12:00:00	0.702	0.054
531	3/24/1983	22:00:00	0.699	0.053
532	12/16/1987	21:00:00	0.699	0.053
533	11/11/1985	12:00:00	0.698	0.053
534	4/4/1999	1:00:00	0.698	0.053
535	1/12/1995	9:00:00	0.688	0.049
536	2/8/1983	2:00:00	0.682	0.047
537	12/29/1991	18:00:00	0.680	0.046
538	1/9/2005	8:00:00	0.677	0.045
539	1/7/2008	6:00:00	0.676	0.045
540	2/22/2008	8:00:00	0.675	0.044

541	11/11/1985	12:00:00	0.709	0.0570
542	1/7/1974	19:00:00	0.708	0.0565
543	3/5/1978	12:00:00	0.706	0.0560
544	3/5/1978	6:00:00	0.699	0.0531
545	1/7/1974	16:00:00	0.698	0.0529
546	12/19/1987	18:00:00	0.698	0.0529
547	3/1/1991	12:00:00	0.698	0.0528
548	1/7/1974	15:00:00	0.695	0.0518
549	2/27/1991	22:00:00	0.695	0.0518
550	2/15/1986	11:00:00	0.695	0.0517
551	2/12/2005	14:00:00	0.694	0.0513
552	2/11/1978	13:00:00	0.693	0.0509
553	12/5/2004	16:00:00	0.688	0.0491
554	12/16/1987	18:00:00	0.687	0.0484
555	1/9/2005	8:00:00	0.682	0.0468
556	10/20/2004	17:00:00	0.681	0.0462
557	1/8/1974	7:00:00	0.675	0.0441
558	3/10/1975	18:00:00	0.675	0.0440
559	12/16/1987	15:00:00	0.671	0.0429
560	2/28/2006	10:00:00	0.671	0.0428
561	3/10/1975	17:00:00	0.670	0.0424
562	2/16/1998	16:00:00	0.666	0.0411
563	3/10/1975	16:00:00	0.665	0.0406
564	3/24/1983	22:00:00	0.665	0.0405
565	4/12/1999	4:00:00	0.663	0.0400
566	3/16/1986	0:00:00	0.663	0.0400
567	3/4/1978	22:00:00	0.661	0.0391
568	2/28/2006	1:00:00	0.660	0.0390
569	1/17/1978	2:00:00	0.660	0.0389
570	3/10/1975	15:00:00	0.659	0.0386
571	10/29/1974	6:00:00	0.657	0.0379
572	3/13/1996	10:00:00	0.654	0.0367
573	2/19/1993	18:00:00	0.653	0.0365
574	2/20/1980	6:00:00	0.652	0.0363
575	3/4/1978	21:00:00	0.652	0.0362
576	12/29/1991	17:00:00	0.652	0.0362
577	3/10/1975	14:00:00	0.651	0.0357
578	1/17/1978	1:00:00	0.646	0.0342
579	11/24/1978	12:00:00	0.645	0.0338
580	3/1/1991	4:00:00	0.644	0.0336
581	1/12/1995	9:00:00	0.644	0.0335
582	1/11/2001	6:00:00	0.643	0.0332
583	2/12/2003	16:00:00	0.641	0.0327
584	3/1/1976	20:00:00	0.640	0.0321
585	2/19/1980	17:00:00	0.639	0.0319
586	12/26/1977	16:00:00	0.639	0.0317
587	3/1/1991	3:00:00	0.638	0.0316
588	2/2/1983	16:00:00	0.638	0.0316
589	12/16/1987	17:00:00	0.637	0.0313
590	2/19/1993	21:00:00	0.636	0.0310

541	12/27/1984	20:00:00	0.673	0.044
542	2/28/1997	1:00:00	0.668	0.042
543	2/19/2007	17:00:00	0.664	0.040
544	12/16/1987	19:00:00	0.663	0.040
545	12/28/1977	9:00:00	0.661	0.039
546	3/1/1976	20:00:00	0.658	0.038
547	1/9/2005	0:00:00	0.658	0.038
548	1/26/1999	23:00:00	0.657	0.038
549	1/8/1974	4:00:00	0.651	0.036
550	1/8/1974	5:00:00	0.650	0.035
551	2/12/2005	14:00:00	0.648	0.035
552	2/14/1978	0:00:00	0.646	0.034
553	12/19/1987	18:00:00	0.646	0.034
554	4/21/1988	20:00:00	0.645	0.034
555	2/13/1978	23:00:00	0.645	0.034
556	2/28/2006	1:00:00	0.643	0.033
557	1/7/1974	19:00:00	0.641	0.033
558	2/15/1986	11:00:00	0.641	0.032
559	3/2/1983	5:00:00	0.640	0.032
560	12/5/2004	16:00:00	0.640	0.032
561	1/5/2008	12:00:00	0.639	0.032
562	3/1/1991	12:00:00	0.639	0.032
563	2/22/2005	19:00:00	0.638	0.031
564	12/16/1987	18:00:00	0.637	0.031
565	1/7/1974	16:00:00	0.635	0.030
566	3/6/1980	6:00:00	0.635	0.030
567	3/2/1983	21:00:00	0.633	0.030
568	1/7/1974	15:00:00	0.633	0.030
569	2/11/1978	13:00:00	0.629	0.029
570	2/22/2005	7:00:00	0.628	0.028
571	3/5/1978	12:00:00	0.624	0.027
572	1/3/2005	18:00:00	0.624	0.027
573	10/20/2004	17:00:00	0.623	0.027
574	1/8/1974	7:00:00	0.622	0.027
575	2/28/2006	10:00:00	0.622	0.027
576	4/12/1999	4:00:00	0.620	0.026
577	3/5/1978	6:00:00	0.619	0.025
578	3/16/1986	0:00:00	0.617	0.025
579	11/5/1987	7:00:00	0.617	0.025
580	2/19/1993	18:00:00	0.616	0.025
581	3/10/1975	18:00:00	0.613	0.024
582	2/19/1993	21:00:00	0.613	0.024
583	2/9/1981	0:00:00	0.610	0.023
584	3/10/1975	17:00:00	0.610	0.023
585	12/29/1991	17:00:00	0.609	0.023
586	2/27/1983	7:00:00	0.609	0.023
587	3/13/1996	10:00:00	0.609	0.023
588	1/17/1978	2:00:00	0.608	0.022
589	3/10/1975	16:00:00	0.606	0.022
590	3/10/1975	15:00:00	0.601	0.020

591	1/15/1978	5:00:00	0.635	0.0306
592	1/17/1978	0:00:00	0.632	0.0297
593	1/5/1974	11:00:00	0.632	0.0297
594	3/11/1975	0:00:00	0.631	0.0294
595	2/11/1978	15:00:00	0.631	0.0294
596	1/6/1992	0:00:00	0.630	0.0290
597	3/6/1980	6:00:00	0.628	0.0285
598	3/1/1981	13:00:00	0.628	0.0284
599	12/26/1977	14:00:00	0.624	0.0272
600	2/15/1986	8:00:00	0.622	0.0266
601	2/22/2005	19:00:00	0.622	0.0264
602	3/10/1975	22:00:00	0.622	0.0264
603	1/5/1974	10:00:00	0.621	0.0263
604	4/18/1995	15:00:00	0.615	0.0245
605	2/21/1980	3:00:00	0.614	0.0241
606	3/25/1994	2:00:00	0.613	0.0240
607	3/10/1975	20:00:00	0.613	0.0238
608	11/24/1978	15:00:00	0.613	0.0238
609	12/19/1987	17:00:00	0.608	0.0225
610	3/5/1981	19:00:00	0.607	0.0223
611	2/15/1992	14:00:00	0.607	0.0222
612	2/2/1983	14:00:00	0.605	0.0215
613	12/26/1977	12:00:00	0.605	0.0214
614	1/9/2005	0:00:00	0.600	0.0203
615	1/5/2008	12:00:00	0.599	0.0199
616	1/18/1979	19:00:00	0.598	0.0197
617	4/21/1988	20:00:00	0.596	0.0190
618	2/7/1978	21:00:00	0.593	0.0184
619	2/15/1986	7:00:00	0.592	0.0179
620	2/7/1978	20:00:00	0.591	0.0178
621	1/7/2005	15:00:00	0.587	0.0167
622	2/18/1980	2:00:00	0.586	0.0165
623	1/29/1980	21:00:00	0.585	0.0162
624	1/1/1977	15:00:00	0.583	0.0156
625	3/4/1978	20:00:00	0.583	0.0156
626	2/20/1980	0:00:00	0.582	0.0154
627	2/13/1978	22:00:00	0.582	0.0153
628	2/18/1980	1:00:00	0.580	0.0148
629	1/8/1974	1:00:00	0.579	0.0146
630	3/1/1981	8:00:00	0.578	0.0145
631	3/2/1978	11:00:00	0.576	0.0140
632	1/19/1980	4:00:00	0.574	0.0135
633	1/6/1978	15:00:00	0.572	0.0129
634	2/27/1983	20:00:00	0.571	0.0128
635	1/11/2001	10:00:00	0.569	0.0122
636	2/22/2005	7:00:00	0.566	0.0116
637	12/26/1977	10:00:00	0.566	0.0116
638	2/7/1998	19:00:00	0.565	0.0113
639	2/8/1983	2:00:00	0.564	0.0112
640	1/15/1978	0:00:00	0.564	0.0112

591	1/17/1978	1:00:00	0.599	0.020
592	12/16/1987	17:00:00	0.598	0.020
593	3/1/1991	4:00:00	0.596	0.019
594	12/26/1977	16:00:00	0.596	0.019
595	2/28/1983	2:00:00	0.595	0.019
596	2/20/1980	6:00:00	0.595	0.019
597	3/10/1975	14:00:00	0.595	0.019
598	2/2/1983	16:00:00	0.594	0.019
599	3/4/1978	22:00:00	0.593	0.018
600	3/1/1991	3:00:00	0.591	0.018
601	2/11/1978	15:00:00	0.590	0.017
602	1/17/1978	0:00:00	0.590	0.017
603	1/4/2005	3:00:00	0.588	0.017
604	3/11/1975	0:00:00	0.588	0.017
605	3/4/1978	21:00:00	0.588	0.017
606	11/24/1978	12:00:00	0.588	0.017
607	12/26/1977	14:00:00	0.586	0.016
608	2/19/1980	17:00:00	0.584	0.016
609	2/16/1998	16:00:00	0.584	0.016
610	1/2/2006	16:00:00	0.582	0.015
611	3/10/1975	22:00:00	0.581	0.015
612	2/15/1986	8:00:00	0.581	0.015
613	1/5/1974	11:00:00	0.580	0.015
614	1/15/1978	5:00:00	0.579	0.015
615	3/1/1981	13:00:00	0.577	0.014
616	12/19/1987	17:00:00	0.576	0.014
617	3/10/1975	20:00:00	0.574	0.014
618	3/25/1994	2:00:00	0.573	0.013
619	2/21/1980	3:00:00	0.573	0.013
620	12/26/1977	12:00:00	0.573	0.013
621	1/5/1974	10:00:00	0.572	0.013
622	11/24/1978	15:00:00	0.570	0.013
623	3/26/1998	17:00:00	0.568	0.012
624	3/22/1983	21:00:00	0.563	0.011
625	2/13/1978	22:00:00	0.562	0.011
626	1/11/2001	10:00:00	0.561	0.011
627	1/8/1974	1:00:00	0.561	0.010
628	2/24/1993	10:00:00	0.560	0.010
629	2/18/2005	5:00:00	0.559	0.010
630	3/5/1981	19:00:00	0.559	0.010
631	1/7/2005	15:00:00	0.556	0.009
632	1/18/1979	19:00:00	0.555	0.009
633	2/15/1986	7:00:00	0.554	0.009
634	4/10/1998	17:00:00	0.554	0.009
635	2/7/1978	21:00:00	0.550	0.008
636	2/20/1980	0:00:00	0.548	0.008
637	12/7/1986	14:00:00	0.548	0.008
638	3/2/1992	16:00:00	0.548	0.008
639	2/7/1978	20:00:00	0.548	0.008
640	12/26/1977	10:00:00	0.547	0.008

641	1/5/1974	3:00:00	0.564	0.0111
642	3/1/1981	7:00:00	0.563	0.0108
643	2/7/1998	14:00:00	0.562	0.0108
644	2/12/2005	3:00:00	0.562	0.0106
645	3/3/1983	7:00:00	0.559	0.0101
646	3/25/1994	1:00:00	0.559	0.0100
647	11/25/1985	8:00:00	0.558	0.0099
648	3/2/1992	16:00:00	0.558	0.0098
649	1/31/1979	15:00:00	0.558	0.0097
650	11/5/1987	7:00:00	0.557	0.0096
651	1/11/1980	10:00:00	0.556	0.0094
652	1/11/1980	11:00:00	0.556	0.0093
653	1/4/2005	3:00:00	0.556	0.0093
654	1/18/1993	7:00:00	0.554	0.0090
655	3/3/1983	4:00:00	0.552	0.0086
656	3/2/1983	6:00:00	0.552	0.0085
657	3/8/1974	11:00:00	0.548	0.0077
658	1/11/1980	8:00:00	0.548	0.0077
659	3/11/1995	6:00:00	0.548	0.0077
660	2/28/1991	17:00:00	0.548	0.0077
661	11/12/2003	10:00:00	0.548	0.0077
662	3/1/1981	12:00:00	0.548	0.0076
663	3/1/1981	6:00:00	0.547	0.0076
664	1/18/1979	9:00:00	0.547	0.0075
665	12/19/1978	0:00:00	0.547	0.0075
666	3/2/1978	6:00:00	0.545	0.0071
667	1/18/1993	10:00:00	0.544	0.0070
668	4/18/1981	22:00:00	0.544	0.0069
669	2/12/1978	23:00:00	0.543	0.0069
670	2/8/1976	23:00:00	0.542	0.0065
671	10/19/2004	15:00:00	0.541	0.0065
672	3/4/1983	5:00:00	0.541	0.0065
673	2/27/1983	17:00:00	0.540	0.0063
674	2/9/1976	0:00:00	0.537	0.0056
675	1/26/1999	23:00:00	0.536	0.0056
676	1/16/1993	14:00:00	0.536	0.0055
677	3/8/1974	10:00:00	0.534	0.0052
678	3/8/1975	14:00:00	0.531	0.0047
679	1/26/1997	0:00:00	0.531	0.0047
680	11/23/1973	4:00:00	0.531	0.0046
681	1/7/1974	14:00:00	0.530	0.0045
682	4/4/1999	1:00:00	0.528	0.0041
683	2/8/1976	20:00:00	0.528	0.0041
684	1/16/1993	3:00:00	0.524	0.0034
685	3/5/1995	14:00:00	0.523	0.0034
686	1/11/2001	9:00:00	0.523	0.0034
687	1/15/1993	20:00:00	0.523	0.0034
688	1/15/1993	17:00:00	0.521	0.0030
689	1/15/1993	21:00:00	0.519	0.0028
690	2/8/1976	18:00:00	0.518	0.0026

641	2/12/2005	3:00:00	0.544	0.007
642	2/8/1993	2:00:00	0.543	0.007
643	2/18/1980	2:00:00	0.543	0.007
644	3/4/1978	20:00:00	0.543	0.007
645	1/1/1977	15:00:00	0.541	0.006
646	3/1/1981	8:00:00	0.540	0.006
647	1/29/1980	21:00:00	0.539	0.006
648	2/18/1980	1:00:00	0.538	0.006
649	1/26/1997	0:00:00	0.537	0.006
650	1/19/1980	4:00:00	0.537	0.006
651	2/12/1978	23:00:00	0.535	0.005
652	3/2/1978	11:00:00	0.533	0.005
653	11/25/1985	8:00:00	0.530	0.005
654	3/25/1994	1:00:00	0.529	0.004
655	3/1/1981	7:00:00	0.528	0.004
656	3/1/1981	12:00:00	0.528	0.004
657	1/7/1974	14:00:00	0.527	0.004
658	1/11/2001	9:00:00	0.527	0.004
659	1/15/1978	0:00:00	0.524	0.003
660	3/11/1995	6:00:00	0.524	0.003
661	1/5/1974	3:00:00	0.523	0.003
662	1/11/1980	11:00:00	0.521	0.003
663	1/11/1980	10:00:00	0.520	0.003
664	11/12/2003	10:00:00	0.520	0.003
665	2/28/1991	17:00:00	0.519	0.003
666	3/1/1981	6:00:00	0.517	0.002
667	5/11/1998	17:00:00	0.516	0.002
668	1/18/1979	9:00:00	0.515	0.002
669	1/31/1979	15:00:00	0.515	0.002
670	1/11/1980	8:00:00	0.514	0.002
671	12/19/1978	0:00:00	0.512	0.002
672	3/8/1974	11:00:00	0.512	0.002
673	2/7/1998	19:00:00	0.511	0.002
674	3/2/1978	6:00:00	0.510	0.002
675	3/25/1998	17:00:00	0.510	0.002
676	10/19/2004	15:00:00	0.510	0.002
677	2/7/1998	14:00:00	0.509	0.002
678	3/7/1994	0:00:00	0.508	0.001
679	3/5/1995	14:00:00	0.506	0.001
680	1/6/1978	15:00:00	0.505	0.001
681	11/30/2002	17:00:00	0.504	0.001
682	1/18/1993	7:00:00	0.502	0.001
683	3/8/1974	10:00:00	0.501	0.001
684	2/8/1976	23:00:00	0.499	0.001
685	12/5/1997	17:00:00	0.499	0.001
686	3/8/1975	14:00:00	0.498	0.000
687	1/10/1978	20:00:00	0.498	0.000
688	2/9/1976	0:00:00	0.497	0.000
689	3/5/1995	10:00:00	0.497	0.000
690	2/3/2008	13:00:00	0.496	0.000

691	1/15/1993	15:00:00	0.518	0.0026
692	3/8/1974	9:00:00	0.517	0.0025
693	3/10/1986	20:00:00	0.516	0.0024
694	1/10/2005	0:00:00	0.516	0.0023
695	1/15/1993	18:00:00	0.515	0.0023
696	1/7/1992	21:00:00	0.514	0.0021
697	3/22/1983	21:00:00	0.513	0.0020
698	12/29/2004	5:00:00	0.512	0.0019
699	1/1/1977	14:00:00	0.512	0.0019
700	1/11/1980	2:00:00	0.510	0.0017
701	11/2/1974	0:00:00	0.509	0.0015
702	1/29/1980	12:00:00	0.508	0.0014
703	2/3/2008	13:00:00	0.507	0.0013
704	11/24/1978	9:00:00	0.503	0.0009
705	1/14/1978	21:00:00	0.503	0.0009
706	1/7/1993	23:00:00	0.501	0.0007
707	11/24/1978	11:00:00	0.501	0.0007
708	2/18/1980	8:00:00	0.500	0.0006
709	1/7/1993	21:00:00	0.499	0.0005
710	10/10/1986	2:00:00	0.498	0.0005
711	3/26/1991	4:00:00	0.497	0.0004
712	1/14/1993	5:00:00	0.497	0.0004
713	1/7/1993	17:00:00	0.496	0.0003
714	1/14/1993	4:00:00	0.494	0.0002
715	2/18/2005	7:00:00	0.492	0.0001
716	1/10/1978	20:00:00	0.492	0.0001
717	3/1/1978	14:00:00	0.492	0.0001

ΣW_{PRE} : 649

691	1/18/1993	10:00:00	0.495	0.000
692	12/29/2004	5:00:00	0.495	0.000
693	11/24/1978	11:00:00	0.494	0.000
694	1/1/1977	14:00:00	0.494	0.000
695	11/23/1973	4:00:00	0.493	0.000
696	11/24/1978	9:00:00	0.490	0.000
697	2/18/1980	8:00:00	0.490	0.000

ΣW_{POST} : 524

Equation H.8.1

$$W_t = \sum_{j=1}^n \Delta t_j \cdot (Q^{3m/2} - (0.1Q_2)^{3m/2})^{1.5} Q^m$$

Equation H.8.1

m	0.400	(2/5)
3m/2	0.600	

SUMMARY

(a) ΣW_{PRE} :	649
(b) ΣW_{POST} :	524
(c) S_{YRUSLE} :	3.110
(d) $S_{\text{Y NHD}}$:	N/A

E_p :	0.81	[(b)/(a)]
S_p :	3.11	[(c)]

E_p / S_p :	0.26
---------------	------

$E_p / S_p \leq 1.1$: No Net Impact Achieved.

Appendix C:

- SWMM Models for Complete Contributing Area to POCs 10B and 10C

PRE-DEVELOPMENT POC-10-B

[TITLE]

[OPTIONS]

```

FLOW_UNITS          CFS
INFILTRATION        GREEN_AMPT
FLOW_ROUTING        KINWAVE
START_DATE           01/03/1973
START_TIME           00:00:00
REPORT_START_DATE    05/24/1973
REPORT_START_TIME    00:00:00
END_DATE             05/23/2008
END_TIME             23:00:00
SWEEP_START          01/01
SWEEP_END            12/31
DRY_DAYS             0
REPORT_STEP          01:00:00
WET_STEP             00:15:00
DRY_STEP             04:00:00
ROUTING_STEP         0:01:00
ALLOW_PONDING       NO
INERTIAL_DAMPING     PARTIAL
VARIABLE_STEP        0.75
LENGTHENING_STEP    0
MIN_SURFAREA         0
NORMAL_FLOW_LIMITED BOTH
SKIP_STEADY_STATE    NO
FORCE_MAIN_EQUATION  H-W
LINK_OFFSETS         DEPTH
MIN_SLOPE            0
    
```

[EVAPORATION]

```

;;Type      Parameters
;;-----
MONTHLY      0.06  0.08  0.11  .16  .18  .21  .21  .2  .16  .12  .08  .06
DRY_ONLY     NO
    
```

[RAINGAGES]

```

;;
;;Name      Rain      Time      Snow      Data
;;Name      Type      Intrvl   Catch     Source
;;-----
SanVicente  INTENSITY 1:00    1.0      TIMESERIES SanVicente
    
```

[SUBCATCHMENTS]

```

;;
;;Name      Raingage      Outlet      Total      Pcnt.      Width      Pcnt.      Curb      Snow
;;Name      Raingage      Outlet      Area      Imperv      Slope      Length     Pack
;;-----
POC10BExArea-D  SanVicente      POC10BEx      12.01      0      2336      27.15      0
    
```

[SUBAREAS]

```

;;Subcatchment  N-Imperv  N-Perv  S-Imperv  S-Perv  PctZero  RouteTo  PctRouted
;;-----
POC10BExArea-D  0.012    0.05    0.05     0.10    25      OUTLET
    
```

[INFILTRATION]

```

;;Subcatchment  Suction  HydCon  IMDmax
;;-----
POC10BExArea-D  9        0.025   0.33
    
```

[OUTFALLS]

```

;;
;;Name      Invert      Outfall      Stage/Table      Tide
;;Name      Elev.       Type         Time Series      Gate
;;-----
POC10BEx    0           FREE         NO
    
```

[TIMESERIES]

```

;;Name      Date      Time      Value
;;-----
;From County
SanVicente  FILE "P:\Acad\7033 Hunsaker San Diego\03 Fanita Ranch\REC SWMM\rainfall_sanvicente.dat"
    
```

[REPORT]

```

INPUT      NO
CONTROLS   NO
    
```

SUBCATCHMENTS ALL
NODES ALL
LINKS ALL

[TAGS]

[MAP]

DIMENSIONS 809.042 4649.019 2610.432 5687.510
Units None

[COORDINATES]

; ;Node	X-Coord	Y-Coord
POC10BEx	1700.270	4696.223

[VERTICES]

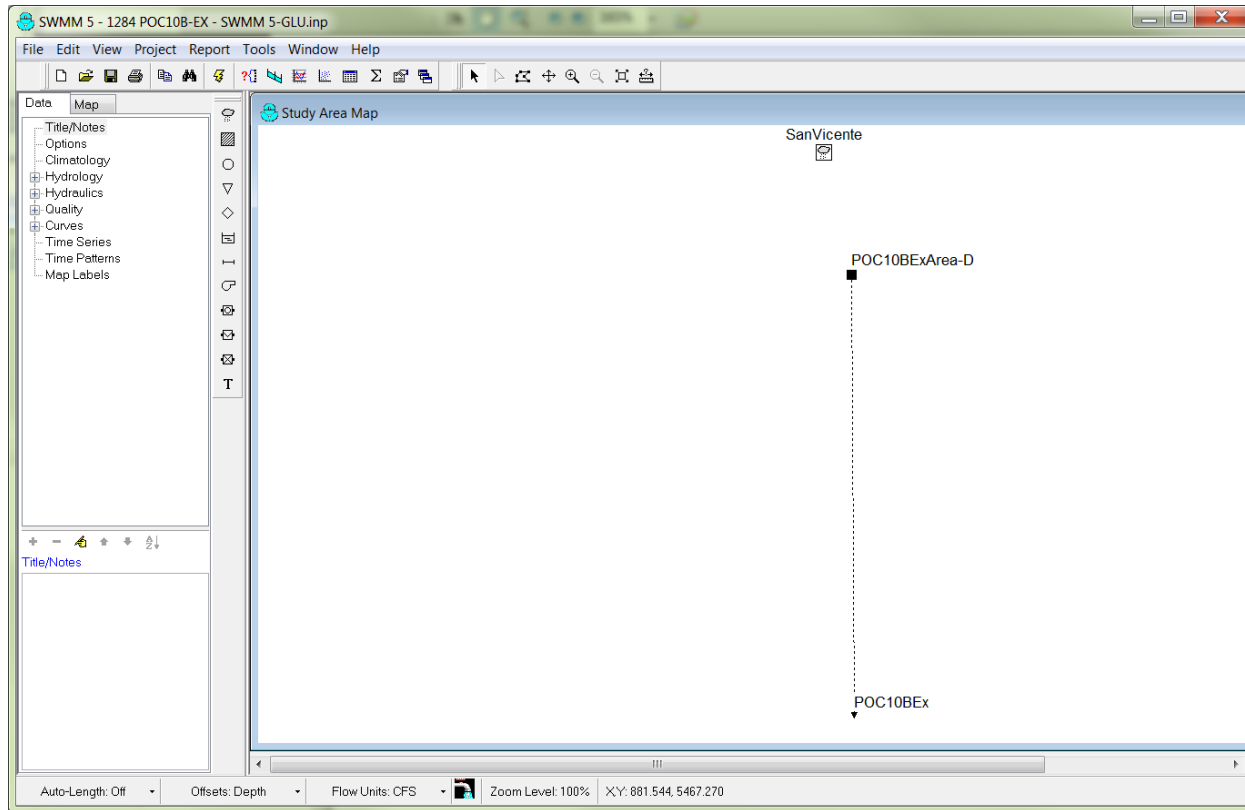
; ;Link	X-Coord	Y-Coord
---------	---------	---------

[Polygons]

; ;Subcatchment	X-Coord	Y-Coord
POC10BExArea-D	1695.906	5436.244

[SYMBOLS]

; ;Gage	X-Coord	Y-Coord
SanVicente	1651.201	5640.306



POST-DEVELOPMENT POC-10-B

[TITLE]

[OPTIONS]

```

FLOW_UNITS          CFS
INFILTRATION        GREEN_AMPT
FLOW_ROUTING         KINWAVE
START_DATE          01/03/1973
START_TIME           00:00:00
REPORT_START_DATE   05/24/1973
REPORT_START_TIME    00:00:00
END_DATE             05/23/2008
END_TIME             23:00:00
SWEEP_START         01/01
SWEEP_END            12/31
DRY_DAYS             0
REPORT_STEP          01:00:00
WET_STEP             00:15:00
DRY_STEP             04:00:00
ROUTING_STEP         0:01:00
ALLOW_PONDING       NO
INERTIAL_DAMPING     PARTIAL
VARIABLE_STEP        0.75
LENGTHENING_STEP    0
MIN_SURFAREA         0
NORMAL_FLOW_LIMITED BOTH
SKIP_STEADY_STATE    NO
FORCE_MAIN_EQUATION H-W
LINK_OFFSETS         DEPTH
MIN_SLOPE            0
    
```

[EVAPORATION]

```

;;Type      Parameters
;;-----
MONTHLY     0.06  0.08  0.11  .16  .18  .21  .21  .2  .16  .12  .08  .06
DRY_ONLY    NO
    
```

[RAINGAGES]

```

;;          Rain      Time  Snow  Data
;;Name      Type      Intrvl Catch Source
;;-----
SanVicente  INTENSITY 1:00  1.0  TIMESERIES SanVicente
    
```

[SUBCATCHMENTS]

```

;;          Total      Pcnt.      Pcnt.      Curb      Snow
;;Name      Raingage      Outlet      Area      Imperv      Width      Slope      Length      Pack
;;-----
10B-NAT     SanVicente      POC10BPr      5.39      0      1048      27.15      0
10B-CUT-SLOPE SanVicente      POC10BPr      1.59      0      309      67      0
10B-FILL-SLOPE SanVicente      POC10BPr      1.90      0      369      50      0
    
```

[SUBAREAS]

```

;;Subcatchment  N-Imperv  N-Perv  S-Imperv  S-Perv  PctZero  RouteTo  PctRouted
;;-----
10B-NAT         0.012    0.05    0.05     0.10    25        OUTLET
10B-CUT-SLOPE  0.012    0.05    0.05     0.10    25        OUTLET
10B-FILL-SLOPE 0.012    0.05    0.05     0.10    25        OUTLET
    
```

[INFILTRATION]

```

;;Subcatchment  Suction  HydCon  IMDmax
;;-----
10B-NAT         9        0.025   0.33
10B-CUT-SLOPE  9        0.01875 0.33
10B-FILL-SLOPE 9        0.01875 0.33
    
```

[OUTFALLS]

```

;;          Invert      Outfall      Stage/Table      Tide
;;Name      Elev.      Type      Time Series      Gate
;;-----
POC10BPr    0          FREE          NO
    
```

[TIMESERIES]

```

;;Name      Date      Time      Value
    
```

```

;;-----
;From County
SanVicente      FILE "P:\Acad\7033 Hunsaker San Diego\03 Fanita Ranch\REC SWMM\rainfall_sanvicente.dat"

```

```

[REPORT]
INPUT      NO
CONTROLS   NO
SUBCATCHMENTS ALL
NODES ALL
LINKS ALL

```

[TAGS]

```

[MAP]
DIMENSIONS 1278.609 5219.744 1965.949 5660.333
Units      None

```

```

[COORDINATES]
;;Node      X-Coord      Y-Coord
;;-----
POC10BPr    1653.082      5239.771

```

```

[VERTICES]
;;Link      X-Coord      Y-Coord
;;-----

```

```

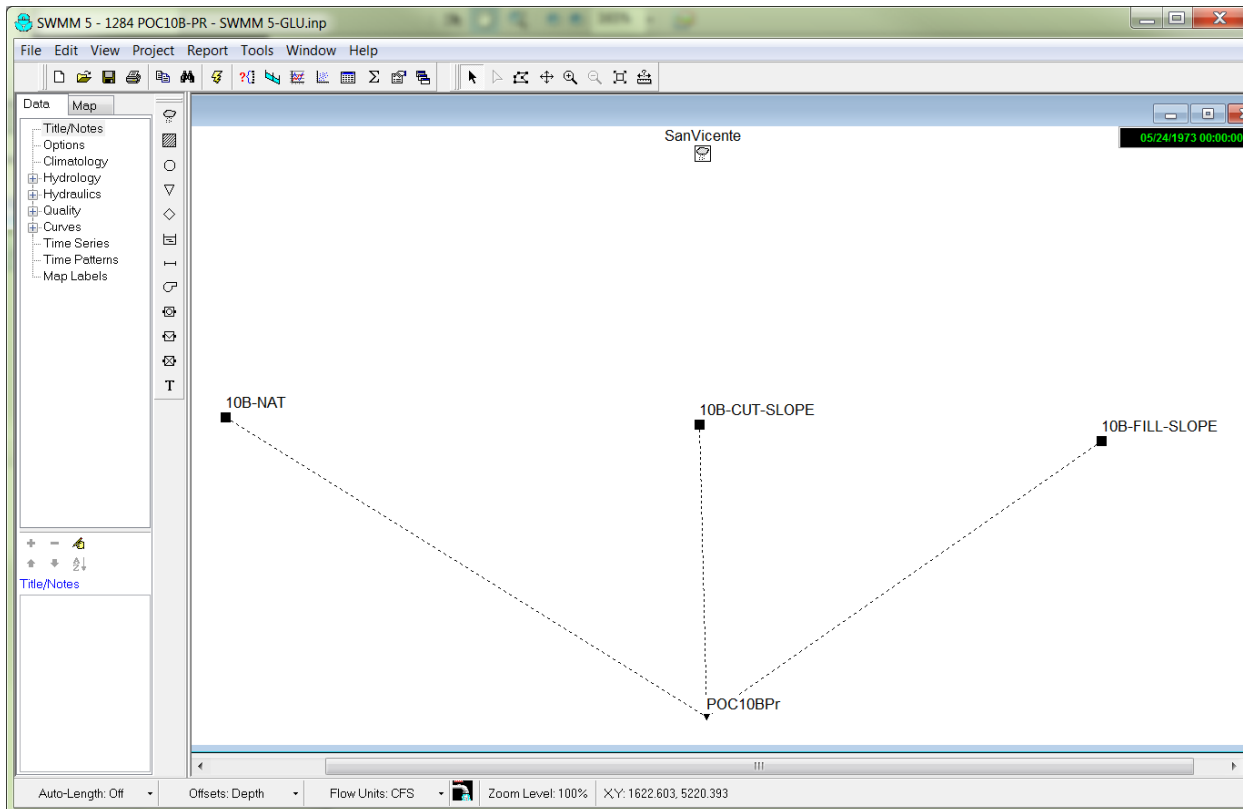
[Polygons]
;;Subcatchment X-Coord      Y-Coord
;;-----
10B-NAT       1309.852      5453.189
10B-CUT-SLOPE 1647.716      5447.973
10B-FILL-SLOPE 1934.707      5436.688

```

```

[SYMBOLS]
;;Gage      X-Coord      Y-Coord
;;-----
SanVicente   1651.201      5640.306

```



PRE-DEVELOPMENT POC-10-C

[TITLE]

[OPTIONS]

```

FLOW_UNITS          CFS
INFILTRATION        GREEN_AMPT
FLOW_ROUTING         KINWAVE
START_DATE           01/03/1973
START_TIME           00:00:00
REPORT_START_DATE    05/24/1973
REPORT_START_TIME    00:00:00
END_DATE             05/23/2008
END_TIME             23:00:00
SWEEP_START          01/01
SWEEP_END            12/31
DRY_DAYS             0
REPORT_STEP          01:00:00
WET_STEP             00:15:00
DRY_STEP             04:00:00
ROUTING_STEP         0:01:00
ALLOW_PONDING        NO
INERTIAL_DAMPING     PARTIAL
VARIABLE_STEP        0.75
LENGTHENING_STEP    0
MIN_SURFAREA         0
NORMAL_FLOW_LIMITED  BOTH
SKIP_STEADY_STATE    NO
FORCE_MAIN_EQUATION  H-W
LINK_OFFSETS         DEPTH
MIN_SLOPE            0
  
```

[EVAPORATION]

```

;;Type      Parameters
;;-----
MONTHLY      0.06  0.08  0.11  .16  .18  .21  .21  .2  .16  .12  .08  .06
DRY_ONLY     NO
  
```

[RAINGAGES]

```

;;
;;Name      Rain      Time      Snow      Data
;;Type      Type      Intrvl   Catch    Source
;;-----
SanVicente  INTENSITY 1:00   1.0     TIMESERIES SanVicente
  
```

[SUBCATCHMENTS]

```

;;
;;Name      Raingage      Outlet      Total      Pcnt.      Width      Pcnt.      Curb      Snow
;;-----
POC10CExArea-D  SanVicente      POC10CEx      10.81      0          2102      22.01      0
  
```

[SUBAREAS]

```

;;Subcatchment  N-Imperv  N-Perv  S-Imperv  S-Perv  PctZero  RouteTo  PctRouted
;;-----
POC10CExArea-D  0.012    0.05   0.05     0.10   25       OUTLET
  
```

[INFILTRATION]

```

;;Subcatchment  Suction  HydCon  IMDmax
;;-----
POC10CExArea-D  9        0.025  0.33
  
```

[OUTFALLS]

```

;;
;;Name      Invert      Outfall      Stage/Table      Tide
;;Elev.     Type        Time Series     Gate
;;-----
POC10CEx   0          FREE         NO
  
```

[TIMESERIES]

```

;;Name      Date      Time      Value
;;-----
;From County
SanVicente  FILE "P:\Acad\7033 Hunsaker San Diego\03 Fanita Ranch\REC SWMM\rainfall_sanvicente.dat"
  
```

[REPORT]

```

INPUT      NO
CONTROLS   NO
  
```

SUBCATCHMENTS ALL
NODES ALL
LINKS ALL

[TAGS]

[MAP]

DIMENSIONS 1649.711 5171.230 1651.272 5662.643
Units None

[COORDINATES]

; ;Node	X-Coord	Y-Coord
; ;-----		
POC10CEX	1650.882	5193.567

[VERTICES]

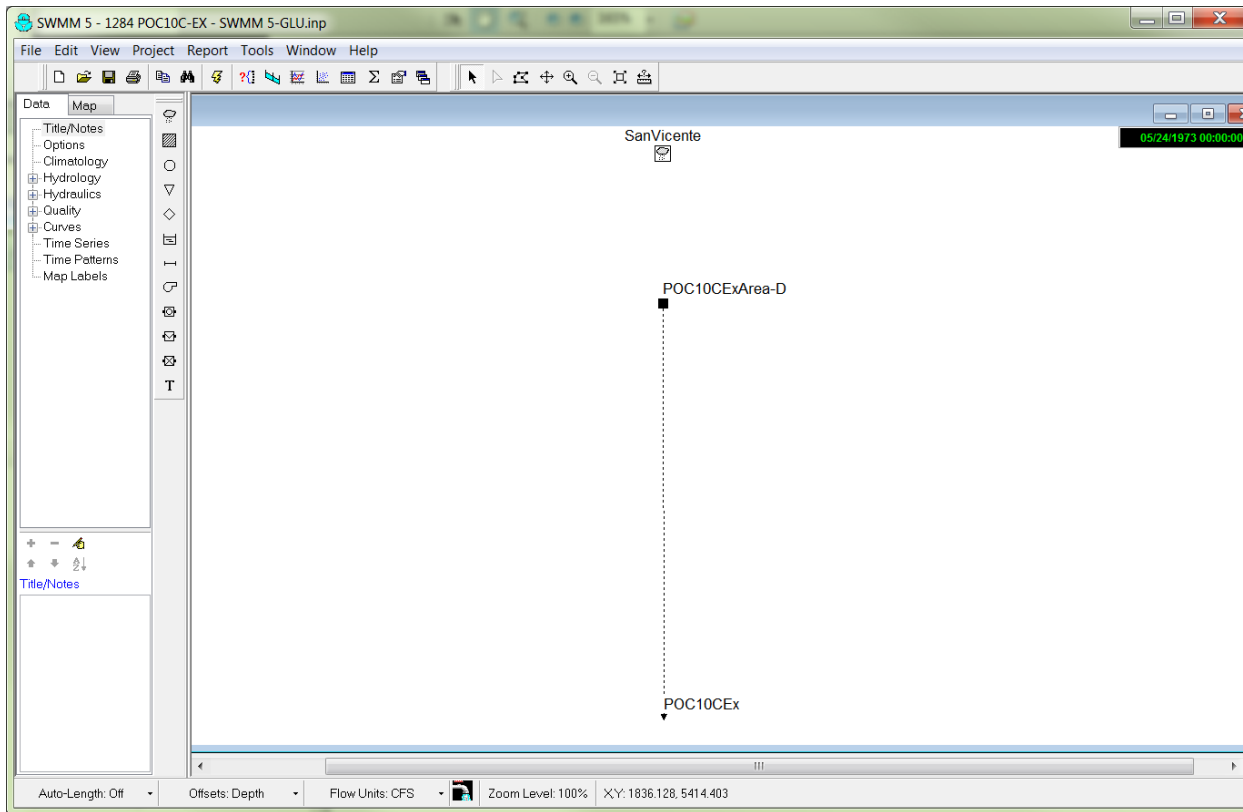
; ;Link	X-Coord	Y-Coord
; ;-----		

[Polygons]

; ;Subcatchment	X-Coord	Y-Coord
; ;-----		
POC10CEXArea-D	1649.782	5522.496

[SYMBOLS]

; ;Gage	X-Coord	Y-Coord
; ;-----		
SanVicente	1651.201	5640.306



POST-DEVELOPMENT POC-10-C

[TITLE]

[OPTIONS]

```

FLOW_UNITS          CFS
INFILTRATION        GREEN_AMPT
FLOW_ROUTING         KINWAVE
START_DATE           01/03/1973
START_TIME           00:00:00
REPORT_START_DATE    05/24/1973
REPORT_START_TIME    00:00:00
END_DATE             05/23/2008
END_TIME             23:00:00
SWEEP_START          01/01
SWEEP_END            12/31
DRY_DAYS             0
REPORT_STEP          01:00:00
WET_STEP             00:15:00
DRY_STEP             04:00:00
ROUTING_STEP         0:01:00
ALLOW_PONDING        NO
INERTIAL_DAMPING     PARTIAL
VARIABLE_STEP        0.75
LENGTHENING_STEP    0
MIN_SURFAREA         0
NORMAL_FLOW_LIMITED  BOTH
SKIP_STEADY_STATE    NO
FORCE_MAIN_EQUATION  H-W
LINK_OFFSETS         DEPTH
MIN_SLOPE            0
    
```

[EVAPORATION]

```

;;Type      Parameters
;;-----
MONTHLY      0.06  0.08  0.11  .16  .18  .21  .21  .2  .16  .12  .08  .06
DRY_ONLY     NO
    
```

[RAINGAGES]

```

;;
;;Name      Rain      Time      Snow      Data
;;          Type      Intrvl   Catch    Source
;;-----
SanVicente  INTENSITY 1:00   1.0     TIMESERIES SanVicente
    
```

[SUBCATCHMENTS]

```

;;
;;Name      Raingage      Outlet      Total      Pcnt.      Width      Pcnt.      Curb      Snow
;;          Raingage      Outlet      Area      Imperv     Width      Slope      Length    Pack
;;-----
10C-NAT     SanVicente      POC10CPr   6.52      0          1268      22.01     0
10C-CUT-SLOPE SanVicente      POC10CPr   1.56      0          303       67         0
10C-FILL-SLOPE SanVicente      POC10CPr   1.35      0          263       50         0
    
```

[SUBAREAS]

```

;;Subcatchment  N-Imperv  N-Perv      S-Imperv  S-Perv      PctZero  RouteTo  PctRouted
;;-----
10C-NAT         0.012     0.05        0.05      0.10        25       OUTLET
10C-CUT-SLOPE  0.012     0.05        0.05      0.10        25       OUTLET
10C-FILL-SLOPE 0.012     0.05        0.05      0.10        25       OUTLET
    
```

[INFILTRATION]

```

;;Subcatchment  Suction  HydCon  IMDmax
;;-----
10C-NAT         9        0.025   0.33
10C-CUT-SLOPE  9        0.01875 0.33
10C-FILL-SLOPE 9        0.01875 0.33
    
```

[OUTFALLS]

```

;;
;;Name      Invert      Outfall      Stage/Table      Tide
;;          Elev.      Type         Time Series      Gate
;;-----
POC10CPr   0          FREE         NO
    
```

[TIMESERIES]

```

;;Name      Date      Time      Value
;;-----
    
```

;From County
SanVicente

FILE "P:\Acad\7033 Hunsaker San Diego\03 Fanita Ranch\REC SWMM\rainfall_sanvicente.dat"

[REPORT]

INPUT NO
CONTROLS NO
SUBCATCHMENTS ALL
NODES ALL
LINKS ALL

[TAGS]

[MAP]

DIMENSIONS 1278.609 5219.744 1965.949 5660.333
Units None

[COORDINATES]

;Node	X-Coord	Y-Coord
POC10CPr	1653.082	5239.771

[VERTICES]

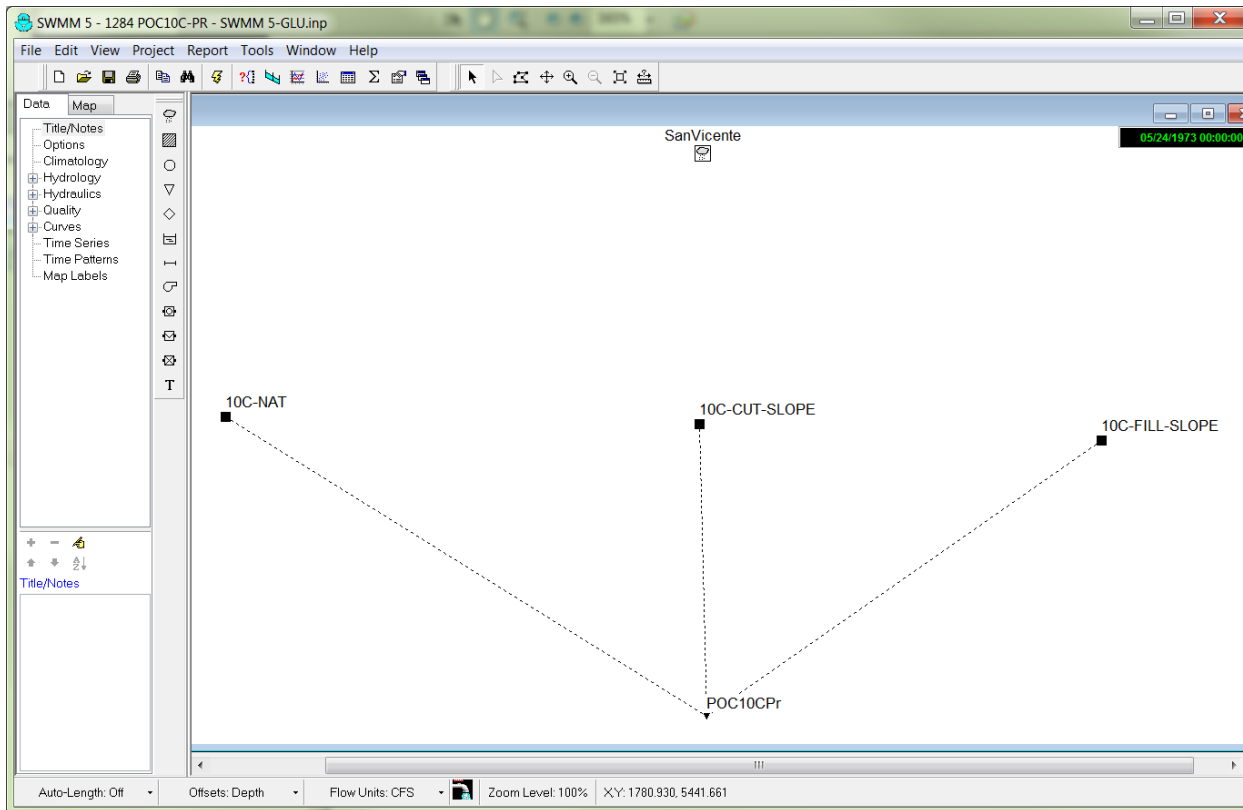
;Link	X-Coord	Y-Coord
-------	---------	---------

[Polygons]

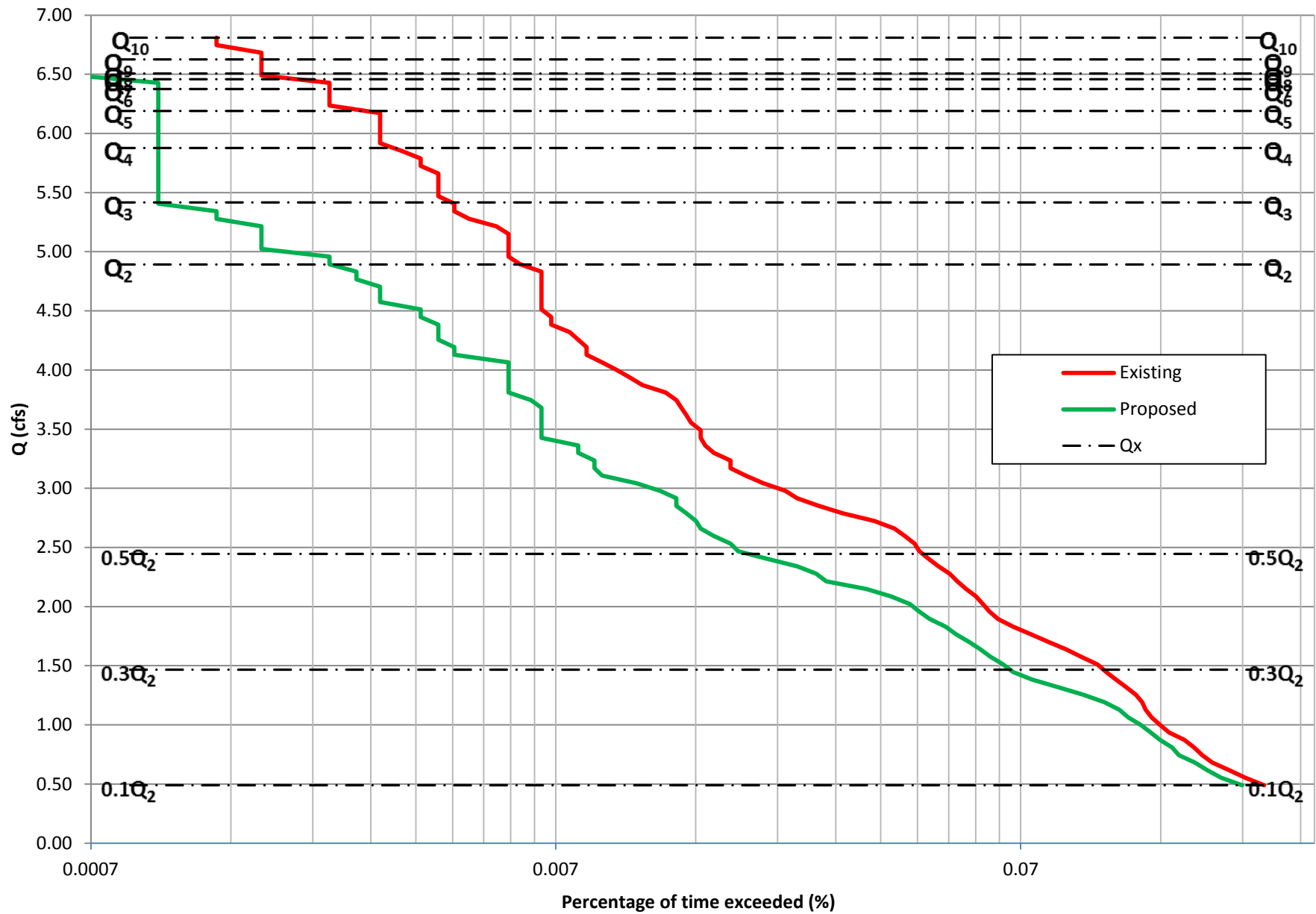
;Subcatchment	X-Coord	Y-Coord
10C-NAT	1309.852	5453.189
10C-CUT-SLOPE	1647.716	5447.973
10C-FILL-SLOPE	1934.707	5436.688

[SYMBOLS]

;Gage	X-Coord	Y-Coord
SanVicente	1651.201	5640.306



POC-10B Fanita Ranch - Flow Duration Curve



Flow Duration Curve Data for Fanita Ranch POC-10B , Santee, CA

Q2 = 4.891 cfs Fraction 10 %
 Q10 = 6.81 cfs
 Step = 0.0639 cfs
 Count = 306816 hours
 35.00 years

Interval	Existing Condition			Detention Optimized			Pass or Fail?
	Q (cfs)	Hours > Q	% time	Hours>Q	% time	Post/Pre	
1	0.489	717	2.34E-01	643	2.10E-01	90%	Pass
2	0.553	654	2.13E-01	580	1.89E-01	89%	Pass
3	0.617	603	1.97E-01	541	1.76E-01	90%	Pass
4	0.681	555	1.81E-01	509	1.66E-01	92%	Pass
5	0.745	528	1.72E-01	470	1.53E-01	89%	Pass
6	0.808	507	1.65E-01	455	1.48E-01	90%	Pass
7	0.872	483	1.57E-01	428	1.39E-01	89%	Pass
8	0.936	448	1.46E-01	409	1.33E-01	91%	Pass
9	1.000	428	1.39E-01	389	1.27E-01	91%	Pass
10	1.064	411	1.34E-01	366	1.19E-01	89%	Pass
11	1.128	399	1.30E-01	350	1.14E-01	88%	Pass
12	1.191	392	1.28E-01	325	1.06E-01	83%	Pass
13	1.255	380	1.24E-01	293	9.55E-02	77%	Pass
14	1.319	362	1.18E-01	258	8.41E-02	71%	Pass
15	1.383	344	1.12E-01	227	7.40E-02	66%	Pass
16	1.447	328	1.07E-01	207	6.75E-02	63%	Pass
17	1.511	314	1.02E-01	197	6.42E-02	63%	Pass
18	1.575	290	9.45E-02	185	6.03E-02	64%	Pass
19	1.638	269	8.77E-02	176	5.74E-02	65%	Pass
20	1.702	246	8.02E-02	166	5.41E-02	67%	Pass
21	1.766	226	7.37E-02	156	5.08E-02	69%	Pass
22	1.830	207	6.75E-02	148	4.82E-02	71%	Pass
23	1.894	192	6.26E-02	137	4.47E-02	71%	Pass
24	1.958	184	6.00E-02	130	4.24E-02	71%	Pass
25	2.022	178	5.80E-02	124	4.04E-02	70%	Pass
26	2.085	172	5.61E-02	113	3.68E-02	66%	Pass
27	2.149	164	5.35E-02	100	3.26E-02	61%	Pass
28	2.213	157	5.12E-02	82	2.67E-02	52%	Pass
29	2.277	151	4.92E-02	78	2.54E-02	52%	Pass
30	2.341	143	4.66E-02	71	2.31E-02	50%	Pass
31	2.405	136	4.43E-02	61	1.99E-02	45%	Pass
32	2.469	130	4.24E-02	53	1.73E-02	41%	Pass
33	2.532	127	4.14E-02	51	1.66E-02	40%	Pass
34	2.596	121	3.94E-02	47	1.53E-02	39%	Pass
35	2.660	115	3.75E-02	44	1.43E-02	38%	Pass
36	2.724	104	3.39E-02	43	1.40E-02	41%	Pass

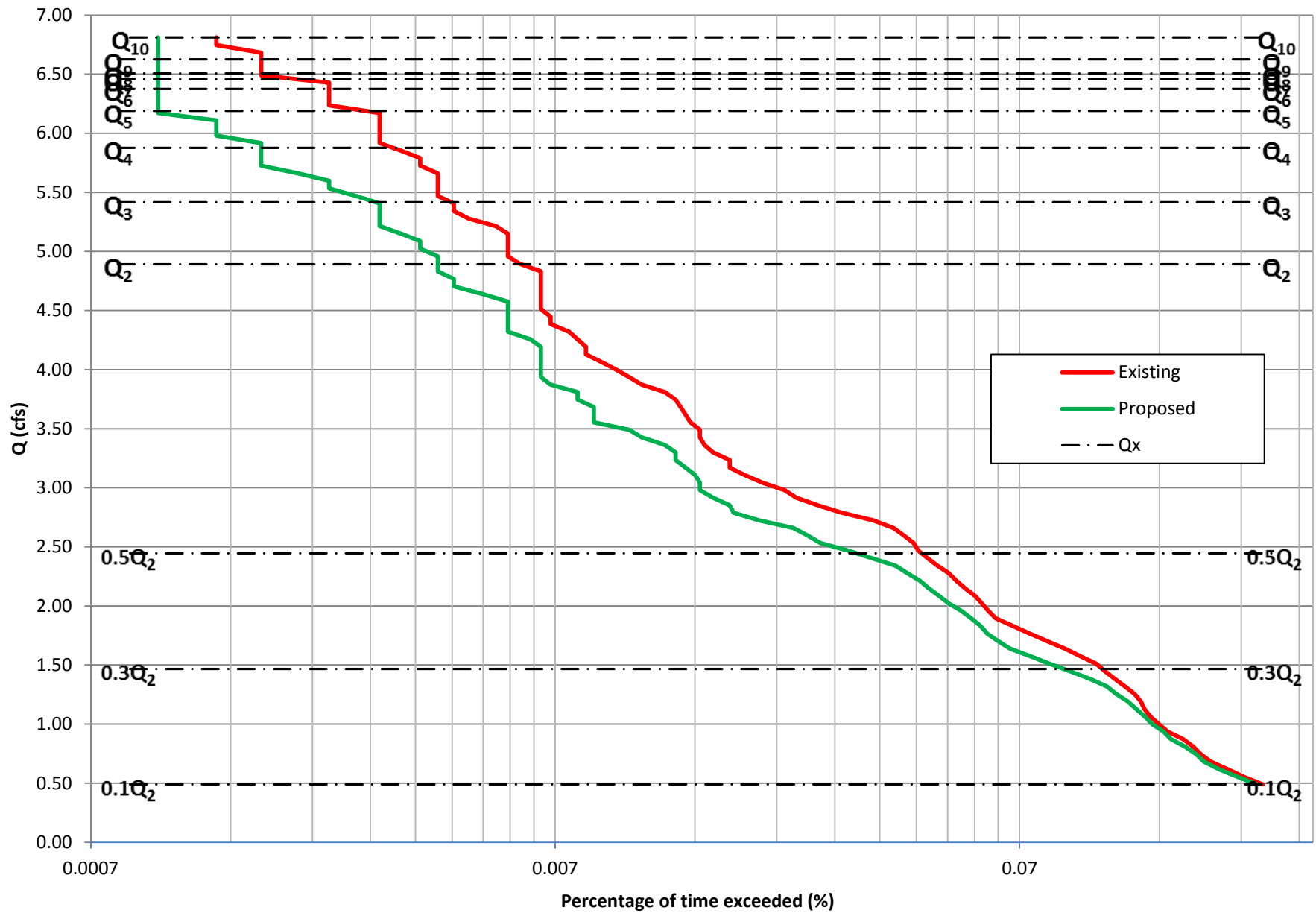
Interval	Existing Condition			Detention Optimized			Pass or Fail?
	Q (cfs)	Hours > Q	% time	Hours>Q	% time	Post/Pre	
37	2.788	89	2.90E-02	41	1.34E-02	46%	Pass
38	2.852	79	2.57E-02	39	1.27E-02	49%	Pass
39	2.916	71	2.31E-02	39	1.27E-02	55%	Pass
40	2.979	67	2.18E-02	36	1.17E-02	54%	Pass
41	3.043	60	1.96E-02	32	1.04E-02	53%	Pass
42	3.107	55	1.79E-02	27	8.80E-03	49%	Pass
43	3.171	51	1.66E-02	26	8.47E-03	51%	Pass
44	3.235	51	1.66E-02	26	8.47E-03	51%	Pass
45	3.299	47	1.53E-02	24	7.82E-03	51%	Pass
46	3.362	45	1.47E-02	24	7.82E-03	53%	Pass
47	3.426	44	1.43E-02	20	6.52E-03	45%	Pass
48	3.490	44	1.43E-02	20	6.52E-03	45%	Pass
49	3.554	42	1.37E-02	20	6.52E-03	48%	Pass
50	3.618	41	1.34E-02	20	6.52E-03	49%	Pass
51	3.682	40	1.30E-02	20	6.52E-03	50%	Pass
52	3.746	39	1.27E-02	19	6.19E-03	49%	Pass
53	3.809	37	1.21E-02	17	5.54E-03	46%	Pass
54	3.873	33	1.08E-02	17	5.54E-03	52%	Pass
55	3.937	31	1.01E-02	17	5.54E-03	55%	Pass
56	4.001	29	9.45E-03	17	5.54E-03	59%	Pass
57	4.065	27	8.80E-03	17	5.54E-03	63%	Pass
58	4.129	25	8.15E-03	13	4.24E-03	52%	Pass
59	4.193	25	8.15E-03	13	4.24E-03	52%	Pass
60	4.256	24	7.82E-03	12	3.91E-03	50%	Pass
61	4.320	23	7.50E-03	12	3.91E-03	52%	Pass
62	4.384	21	6.84E-03	12	3.91E-03	57%	Pass
63	4.448	21	6.84E-03	11	3.59E-03	52%	Pass
64	4.512	20	6.52E-03	11	3.59E-03	55%	Pass
65	4.576	20	6.52E-03	9	2.93E-03	45%	Pass
66	4.640	20	6.52E-03	9	2.93E-03	45%	Pass
67	4.703	20	6.52E-03	9	2.93E-03	45%	Pass
68	4.767	20	6.52E-03	8	2.61E-03	40%	Pass
69	4.831	20	6.52E-03	8	2.61E-03	40%	Pass
70	4.895	18	5.87E-03	7	2.28E-03	39%	Pass
71	4.959	17	5.54E-03	7	2.28E-03	41%	Pass
72	5.023	17	5.54E-03	5	1.63E-03	29%	Pass
73	5.087	17	5.54E-03	5	1.63E-03	29%	Pass
74	5.150	17	5.54E-03	5	1.63E-03	29%	Pass
75	5.214	16	5.21E-03	5	1.63E-03	31%	Pass
76	5.278	14	4.56E-03	4	1.30E-03	29%	Pass
77	5.342	13	4.24E-03	4	1.30E-03	31%	Pass
78	5.406	13	4.24E-03	3	9.78E-04	23%	Pass
79	5.470	12	3.91E-03	3	9.78E-04	25%	Pass
80	5.533	12	3.91E-03	3	9.78E-04	25%	Pass
81	5.597	12	3.91E-03	3	9.78E-04	25%	Pass

Interval	Existing Condition			Detention Optimized			Pass or Fail?
	Q (cfs)	Hours > Q	% time	Hours>Q	% time	Post/Pre	
82	5.661	12	3.91E-03	3	9.78E-04	25%	Pass
83	5.725	11	3.59E-03	3	9.78E-04	27%	Pass
84	5.789	11	3.59E-03	3	9.78E-04	27%	Pass
85	5.853	10	3.26E-03	3	9.78E-04	30%	Pass
86	5.917	9	2.93E-03	3	9.78E-04	33%	Pass
87	5.980	9	2.93E-03	3	9.78E-04	33%	Pass
88	6.044	9	2.93E-03	3	9.78E-04	33%	Pass
89	6.108	9	2.93E-03	3	9.78E-04	33%	Pass
90	6.172	9	2.93E-03	3	9.78E-04	33%	Pass
91	6.236	7	2.28E-03	3	9.78E-04	43%	Pass
92	6.300	7	2.28E-03	3	9.78E-04	43%	Pass
93	6.364	7	2.28E-03	3	9.78E-04	43%	Pass
94	6.427	7	2.28E-03	3	9.78E-04	43%	Pass
95	6.491	5	1.63E-03	2	6.52E-04	40%	Pass
96	6.555	5	1.63E-03	2	6.52E-04	40%	Pass
97	6.619	5	1.63E-03	2	6.52E-04	40%	Pass
98	6.683	5	1.63E-03	2	6.52E-04	40%	Pass
99	6.747	4	1.30E-03	2	6.52E-04	50%	Pass
100	6.811	4	1.30E-03	2	6.52E-04	50%	Pass

Peak Flows calculated with Cunnane Plotting Position

Return Period (years)	Pre-dev. Q (cfs)	Post-Dev. Q (cfs)	Reduction (cfs)
10	6.811	5.289	1.521
9	6.626	5.138	1.488
8	6.507	5.036	1.472
7	6.458	4.986	1.472
6	6.376	4.931	1.445
5	6.190	4.803	1.387
4	5.877	4.555	1.322
3	5.417	4.193	1.224
2	4.891	3.735	1.156

POC-10C Fanita Ranch - Flow Duration Curve



Flow Duration Curve Data for Fanita Ranch POC-10C , Santee, CA

Q2 = 4.891 cfs Fraction 10 %
 Q10 = 6.81 cfs
 Step = 0.0639 cfs
 Count = 306816 hours
 35.00 years

Interval	Existing Condition			Detention Optimized			Pass or Fail?
	Q (cfs)	Hours > Q	% time	Hours>Q	% time	Post/Pre	
1	0.489	717	2.34E-01	697	2.27E-01	97%	Pass
2	0.553	654	2.13E-01	634	2.07E-01	97%	Pass
3	0.617	603	1.97E-01	578	1.88E-01	96%	Pass
4	0.681	555	1.81E-01	536	1.75E-01	97%	Pass
5	0.745	528	1.72E-01	516	1.68E-01	98%	Pass
6	0.808	508	1.66E-01	488	1.59E-01	96%	Pass
7	0.872	483	1.57E-01	455	1.48E-01	94%	Pass
8	0.936	448	1.46E-01	439	1.43E-01	98%	Pass
9	1.000	428	1.39E-01	414	1.35E-01	97%	Pass
10	1.064	411	1.34E-01	400	1.30E-01	97%	Pass
11	1.128	399	1.30E-01	383	1.25E-01	96%	Pass
12	1.192	392	1.28E-01	367	1.20E-01	94%	Pass
13	1.255	380	1.24E-01	347	1.13E-01	91%	Pass
14	1.319	362	1.18E-01	331	1.08E-01	91%	Pass
15	1.383	344	1.12E-01	304	9.91E-02	88%	Pass
16	1.447	328	1.07E-01	276	9.00E-02	84%	Pass
17	1.511	314	1.02E-01	249	8.12E-02	79%	Pass
18	1.575	290	9.45E-02	226	7.37E-02	78%	Pass
19	1.639	269	8.77E-02	205	6.68E-02	76%	Pass
20	1.702	246	8.02E-02	193	6.29E-02	78%	Pass
21	1.766	226	7.37E-02	183	5.96E-02	81%	Pass
22	1.830	208	6.78E-02	177	5.77E-02	85%	Pass
23	1.894	191	6.23E-02	169	5.51E-02	88%	Pass
24	1.958	184	6.00E-02	161	5.25E-02	88%	Pass
25	2.022	178	5.80E-02	151	4.92E-02	85%	Pass
26	2.086	172	5.61E-02	144	4.69E-02	84%	Pass
27	2.149	164	5.35E-02	137	4.47E-02	84%	Pass
28	2.213	157	5.12E-02	131	4.27E-02	83%	Pass
29	2.277	151	4.92E-02	123	4.01E-02	81%	Pass
30	2.341	143	4.66E-02	116	3.78E-02	81%	Pass
31	2.405	136	4.43E-02	103	3.36E-02	76%	Pass
32	2.469	130	4.24E-02	92	3.00E-02	71%	Pass
33	2.533	127	4.14E-02	80	2.61E-02	63%	Pass
34	2.596	121	3.94E-02	75	2.44E-02	62%	Pass
35	2.660	115	3.75E-02	70	2.28E-02	61%	Pass
36	2.724	104	3.39E-02	59	1.92E-02	57%	Pass

Interval	Existing Condition			Detention Optimized			Pass or Fail?
	Q (cfs)	Hours > Q	% time	Hours>Q	% time	Post/Pre	
37	2.788	89	2.90E-02	52	1.69E-02	58%	Pass
38	2.852	79	2.57E-02	51	1.66E-02	65%	Pass
39	2.916	71	2.31E-02	47	1.53E-02	66%	Pass
40	2.980	67	2.18E-02	44	1.43E-02	66%	Pass
41	3.043	60	1.96E-02	44	1.43E-02	73%	Pass
42	3.107	55	1.79E-02	43	1.40E-02	78%	Pass
43	3.171	51	1.66E-02	41	1.34E-02	80%	Pass
44	3.235	51	1.66E-02	39	1.27E-02	76%	Pass
45	3.299	47	1.53E-02	39	1.27E-02	83%	Pass
46	3.363	45	1.47E-02	37	1.21E-02	82%	Pass
47	3.427	44	1.43E-02	33	1.08E-02	75%	Pass
48	3.490	44	1.43E-02	31	1.01E-02	70%	Pass
49	3.554	42	1.37E-02	26	8.47E-03	62%	Pass
50	3.618	41	1.34E-02	26	8.47E-03	63%	Pass
51	3.682	40	1.30E-02	26	8.47E-03	65%	Pass
52	3.746	39	1.27E-02	24	7.82E-03	62%	Pass
53	3.810	37	1.21E-02	24	7.82E-03	65%	Pass
54	3.874	33	1.08E-02	21	6.84E-03	64%	Pass
55	3.937	31	1.01E-02	20	6.52E-03	65%	Pass
56	4.001	29	9.45E-03	20	6.52E-03	69%	Pass
57	4.065	27	8.80E-03	20	6.52E-03	74%	Pass
58	4.129	25	8.15E-03	20	6.52E-03	80%	Pass
59	4.193	25	8.15E-03	20	6.52E-03	80%	Pass
60	4.257	24	7.82E-03	19	6.19E-03	79%	Pass
61	4.321	23	7.50E-03	17	5.54E-03	74%	Pass
62	4.384	21	6.84E-03	17	5.54E-03	81%	Pass
63	4.448	21	6.84E-03	17	5.54E-03	81%	Pass
64	4.512	20	6.52E-03	17	5.54E-03	85%	Pass
65	4.576	20	6.52E-03	17	5.54E-03	85%	Pass
66	4.640	20	6.52E-03	15	4.89E-03	75%	Pass
67	4.704	20	6.52E-03	13	4.24E-03	65%	Pass
68	4.768	20	6.52E-03	13	4.24E-03	65%	Pass
69	4.831	20	6.52E-03	12	3.91E-03	60%	Pass
70	4.895	18	5.87E-03	12	3.91E-03	67%	Pass
71	4.959	17	5.54E-03	12	3.91E-03	71%	Pass
72	5.023	17	5.54E-03	11	3.59E-03	65%	Pass
73	5.087	17	5.54E-03	11	3.59E-03	65%	Pass
74	5.151	17	5.54E-03	10	3.26E-03	59%	Pass
75	5.215	16	5.21E-03	9	2.93E-03	56%	Pass
76	5.278	14	4.56E-03	9	2.93E-03	64%	Pass
77	5.342	13	4.24E-03	9	2.93E-03	69%	Pass
78	5.406	13	4.24E-03	9	2.93E-03	69%	Pass
79	5.470	12	3.91E-03	8	2.61E-03	67%	Pass
80	5.534	12	3.91E-03	7	2.28E-03	58%	Pass
81	5.598	12	3.91E-03	7	2.28E-03	58%	Pass

Interval	Existing Condition			Detention Optimized			Pass or Fail?
	Q (cfs)	Hours > Q	% time	Hours>Q	% time	Post/Pre	
82	5.661	12	3.91E-03	6	1.96E-03	50%	Pass
83	5.725	11	3.59E-03	5	1.63E-03	45%	Pass
84	5.789	11	3.59E-03	5	1.63E-03	45%	Pass
85	5.853	10	3.26E-03	5	1.63E-03	50%	Pass
86	5.917	9	2.93E-03	5	1.63E-03	56%	Pass
87	5.981	9	2.93E-03	4	1.30E-03	44%	Pass
88	6.045	9	2.93E-03	4	1.30E-03	44%	Pass
89	6.108	9	2.93E-03	4	1.30E-03	44%	Pass
90	6.172	9	2.93E-03	3	9.78E-04	33%	Pass
91	6.236	7	2.28E-03	3	9.78E-04	43%	Pass
92	6.300	7	2.28E-03	3	9.78E-04	43%	Pass
93	6.364	7	2.28E-03	3	9.78E-04	43%	Pass
94	6.428	7	2.28E-03	3	9.78E-04	43%	Pass
95	6.492	5	1.63E-03	3	9.78E-04	60%	Pass
96	6.555	5	1.63E-03	3	9.78E-04	60%	Pass
97	6.619	5	1.63E-03	3	9.78E-04	60%	Pass
98	6.683	5	1.63E-03	3	9.78E-04	60%	Pass
99	6.747	4	1.30E-03	3	9.78E-04	75%	Pass
100	6.811	4	1.30E-03	3	9.78E-04	75%	Pass

Peak Flows calculated with Cunnane Plotting Position

Return Period (years)	Pre-dev. Q (cfs)	Post-Dev. Q (cfs)	Reduction (cfs)
10	6.811	6.000	0.811
9	6.626	5.830	0.796
8	6.508	5.716	0.792
7	6.458	5.661	0.797
6	6.376	5.597	0.779
5	6.190	5.449	0.740
4	5.877	5.168	0.709
3	5.417	4.760	0.658
2	4.891	4.248	0.643