

Guide for Accessory Dwelling Unit - Detached

1. Login and Apply

Santee ONLINE SERVICES
PERMITS | PROJECT SUBMITTALS | LICENSES

Home Service Requests Apply Today's Inspections Map Fee Estimator Pay Invoice Search

Application Assistant

Accessory Dwelling Unit - Detached

All Trending LICENSES PERMITS PLANS

Show Categories

Accessory Dwelling Unit - Detached Apply

Category Name: Building Permit - Residential Description: Permit for a detached accessory dwelling unit (ADU) up to 1200 square feet. This is an ADU that is NOT attached to the main dwelling.

2. Provide Site Address – if not in system enter manually

Santee ONLINE SERVICES
PERMITS | PROJECT SUBMITTALS | LICENSES

Dashboard Home Service Requests Apply My Work Today's Inspections Map Fee Estimator

Add Address As Location

SEARCH ENTER MANUALLY

Address & Parcel Search

Use current location

3. Provide Description - Scope of Work, Square Footage (Total), and Valuation of all Materials and Labor

Santee ONLINE SERVICES
PERMITS | PROJECT SUBMITTALS | LICENSES

Dashboard Home Service Requests Apply My Work Today's Inspections Map Fee Estimator Pay Invoice Search

Apply for Permit - Accessory Dwelling Unit - Detached ***REQUIRED**

Locations **2** Type Contacts More Info Attachments Signature Review and Submit

PERMIT DETAILS
Provide a brief description of the proposed scope of work.

* Permit Type: Accessory Dwelling Unit - Detached

* Description: Detached ADU - 2 Bedrooms and 2 Bathrooms. Work to include all MEP and Site improvements

* Square Feet: 1200

* Valuation: 150000

Back Create Template Save Draft Next

4. Add Property Owner and Applicant

Santee ONLINE SERVICES
PERMITS | PROJECT SUBMITTALS | LICENSES

Dashboard Home Service Requests Apply My Work Today's Inspections Map Fee Estimator Pay Invoice Search

Apply for Permit - Accessory Dwelling Unit - Detached ***REQUIRED**

Locations Type **3** Contacts More Info Attachments Signature Review and Submit

CONTACTS
Enter the names of the Property Owner, Contractor, etc.

Applicant

Property Owner
City of Santee
10601 Magnolia Ave., Santee...

Select Type
Add Contact

Remove

Back Create Template Save Draft Next

5. Add General Project Information

General Information

[Top](#) | [Main Menu](#)

Permit Occupancy and Construction Details			
+ Add Row			
	Occupancy Type	Construction Type	Occupancy SqFt

Number of Levels

Modification to Existing Sprinkler System

Sprinkler Type

Total New Square Footage

[Back](#)

[Create Template](#)

[Save Draft](#)

[Next](#)

MORE INFO
Please fill out all fields to the best of your knowledge.
Please note: Missing, Incomplete or Inaccurate responses may affect the permit process.

General Information

[Top](#) | [Main Menu](#)

Permit Occupancy and Construction Details			
+ Add Row			
	Occupancy Type	Construction Type	Occupancy SqFt
Edit Delete			
Edit Delete	R-3 Dwellings--Hillside - Custom Homes	(V-B)	1,200

Number of Levels

Modification to Existing Sprinkler System

Edit

Occupancy Type

Construction Type

Occupancy SqFt

[Update](#) [Cancel](#)

6. Upload Plans, Calculations, Reports...etc.

ONLINE SERVICES

PERMITS | PROJECT SUBMITTALS | LICENSES

Dashboard Home Service Requests Apply My Work Today's Inspections Map Fee Estimator Pay Invoice Search

Apply for Permit - Accessory Dwelling Unit - Detached *REQUIRED

Locations Type Contacts More Info **Attachments** Signature Review and Submit

Attachments

Upload plans, structural calculations, and reports.

Building Plans

Add Attachment

Supported: .pdf

REQUIRED

Select Type

- Agent Letter of Authorization
- Building Plans
- Construction & Demolition Program Form
- Contractor Declaration
- Hazmat/APCD Approval
- Landscape Plan
- Manufactures Specs/Installation Instructions
- Owner/Builder Declaration
- Padre Dam Water District Easement Plan Stamp
- Related Documents
- Soils Report / Geotechnical Study
- Storm Water Intake Form
- Storm Water Quality Management Plan (SWQMP)
- Structural Calculations
- Title 24 Report
- Truss Plans/Calculations

Back Create Template Save Draft Next

ONLINE SERVICES

PERMITS | PROJECT SUBMITTALS | LICENSES

Dashboard Home Service Requests Apply My Work Today's Inspections Map Fee Estimator Pay Invoice Search

Apply for Permit - Accessory Dwelling Unit - Detached *REQUIRED

Locations Type Contacts More Info **Attachments** Signature Review and Submit

Attachments

Upload plans, structural calculations, and reports.

Building Plans

ADU Plan Example.pdf

Size: 3.49 MB

Remove

Soils Report / Geotechnical Study

002A-1_v1.PDF

Size: 920.86 KB

Remove

Title 24 Report

002A-1_v1 (1).pdf

Size: 920.86 KB

Remove

Select Type

Add Attachment


Supported: .pdf, .jpg, .png, .jpeg, .doc, .docx, .xlsx

Back Create Template Save Draft Next

7. Sign Declaration

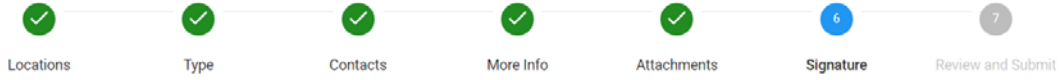
ONLINE SERVICES

PERMITS | PROJECT SUBMITTALS | LICENSES

Dashboard Home Service Requests Apply My Work Today's Inspections Map Fee Estimator Pay Invoice Search 

Apply for Permit - Accessory Dwelling Unit - Detached

*REQUIRED



SIGNATURE

I certify, I have carefully examined this completed application for permit and do hereby certify, under penalty of perjury, that all information herein including any applicable attachments and declarations are correct. I agree to comply with all city and county ordinances and state laws relating to building construction, and hereby authorize representatives of the jurisdiction to enter upon the property on which the work subject to this permit is to take place for inspection purposes. I also agree to save, indemnify, and keep harmless the city and its agents against all liabilities, costs, and expenses which may, in any way, accrue against them in consequence of granting of this permit.


* Please type your name as consent to electronically sign this application.

John Doe

Enable Type Signature

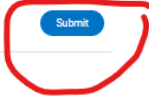
John Doe

June, 24 2024



X John Doe

8. Verify all Data and Submit




Locations

Location	10601 N MAGNOLIA AVE, Santee, CA 92071
Parcel Number	378-160-25-00

Basic Info

Type	Accessory Dwelling Unit - Detached
Description	Detached ADU - 2 Bedrooms and 2 Bathrooms. Work to include all MEP and Site Improvements
Square Feet	1200
Valuation	150000
Applied Date	06/24/2024

Contacts

Applicant	
Property Owner	City of Santee 10601 Magnolia Ave., Santee, CA., 92071

Estimated Fees

The following is a fee estimate and totals are subject to change. Additional fees may apply.

Fee	Amount
BD R-3V Dwellings--Hillside - Custom Homes (I)	\$4,187.91
BD R-3V Dwellings--Hillside - Custom Homes (PC)	\$3,231.63
Building Permit Issuance	\$50.49
Residential - SB 1473	\$6.00
Residential - SMIP	\$19.50

Total: \$7,495.53

More Info

General Information [Top | Main Menu](#)

Permit Occupancy and Construction

Occupancy Type	Construction Type	Occupancy SqFt
R-3 Dwellings--Hillside - Custom Ho...	(V-B)	1,200

Number of Levels: 01

Modification to Existing Sprinkler System: No

Sprinkler Type: None

Total New Square Footage: 01200

Attachments

Building Plans	ADU Plan Example_v1.pdf
Soils Report / Geotechnical Study	002A-1_v1_v1.PDF
Title 24 Report	002A-1_v1 (1)_v1.pdf

