

City of Santee

Program Year 2018 Consolidated Annual Performance & Evaluation Reports (CAPER)

July 2018 – June 2019



September 2019

City of Santee
Department of Development Services
10601 North Magnolia Avenue
Santee, CA 92071

CR-05 - Goals and Outcomes

Progress the jurisdiction has made in carrying out its strategic plan and its action plan.

91.520(a)

This could be an overview that includes major initiatives and highlights that were proposed and executed throughout the program year.

This could be an overview that includes major initiatives and highlights that were proposed and executed throughout the program year.

This Consolidated Annual Performance & Evaluation Report (CAPER) is the fourth of five annual reports on progress made in relation to the City of Santee's 2015-2019 Consolidated Plan and covers Program Year 2018 (July 1, 2018 to June 30, 2019). This report addresses the city's use of Community Development Block Grant funds. The City of Santee participates in the HOME Investment Partnerships Program through membership in the San Diego County HOME Consortium which includes six smaller cities and the County of San Diego. The County of San Diego administers the Consortium and reports annual HOME Program goals and accomplishments in the CAPER it prepares. The City of Santee does not receive an award of ESG funds. Goals and accomplishments related to ESG-funded programs for the homeless or those at risk of homelessness are reported by the County of San Diego.

Program Administration funds are used for the administration of the overall CDBG program. All Public Service activities and Program Administration activities were successfully completed and their related expenditures drawn for PY 2018. Any funds not expended for Program Administration will be reallocated to activities in Program Year 2019.

Included as attachments to this CAPER are the Financial Summary Report (PR26), Summary of Activities (PR03), Summary of Consolidated Plan Projects for Report (PR06), and Summary of Accomplishments (PR23). Program Year 2018 goals and accomplishments have been manually entered in CR05 Table 1 & 2 to correct for errors in the association of current year IDIS projects and activities with projects described in the Program Year 2018 Action Plan. The CR10 (Families Assisted) Table has also been manually entered to correct IDIS errors in the reporting of racial and ethnic status.

Comparison of the proposed versus actual outcomes for each outcome measure submitted with the consolidated plan and explain, if applicable, why progress was not made toward meeting goals and objectives. 91.520(g)

Categories, priority levels, funding sources and amounts, outcomes/objectives, goal outcome indicators, units of measure, targets, actual outcomes/outputs, and percentage completed for each of the grantee's program year goals.

CR05

Table 1 - Accomplishments - Program Year

	<u>CDBG Funding</u>	<u>PY18 Goal</u>	<u>PY18 Accomplishments</u>	<u>Percent Complete</u>
<u>Affordable Housing Production & Maintenance</u>				
Luth. Soc. Svcs - Caring Neighbors	\$ 3,260	40 projects	160 projects	400.00%
<u>Fair Housing Services</u>				
CSA San Diego County	\$ 15,500	160 persons	38 persons	23.75%
<u>Homeless Prevention Services</u>				
Crisis House	\$ 5,490	160 persons	153 persons household	95.63%
Santee Santas	9,880	200 households	216 s	108.00%
<u>Public Facilities/Infrastructure Support</u>				
Section 108 Loan Repayment	\$ 153,440	885 persons	885 persons	100.00%
Section 108 Loan Debt Service Reserve	-	0 persons	0 persons	
<u>Public Services Support</u>				
(Other than L/M Housing Benefit)				
Cameron Family YMCA	\$ 2,190	50 persons	38 persons	76.00%
Meals-On-Wheels	5,510	100 persons	83 persons	83.00%
Santee Food Bank	14,470	12,638 persons	13,427 persons	106.24%
(L/M Housing Benefit)				
ElderHelp of San Diego	\$ 3,260	40 persons	46 persons	115.00%

Table 1 - Accomplishments – Program Year

CR05

Table 2 - Accomplishments - Strategic Plan to Date

	<u>CDBG Funding</u>	<u>5-Year Expected Outcome</u>	<u>Strategic Plan-to- Date Outcome</u>	<u>Percent Complete</u>
<u>Affordable Housing Production & Maintenance</u>				
Luth. Soc. Svcs - Caring Neighbors	\$ 3,260	75 projects	255 projects	340.00%
<u>Fair Housing Services</u>				
CSA San Diego County	\$ 15,500	625 persons	207 persons	33.12%
<u>Homeless Prevention Services</u>				
Crisis House	\$ 5,490	1700 persons	633 persons	37.24%
Santee Santas	9,880	875 households	886 households	101.2%
Crisis House				
<u>Public Facilities/Infrastructure Support</u>				
Section 108 Loan Repayment	\$ 153,440	885 persons	885 persons	100.0%
Section 108 Loan Debt Service Reserve	-	0 persons	0 persons	
<u>Public Services Support</u>				
(Other than L/M Housing Benefit)				
Cameron Family YMCA	\$ 2,190	375 persons	240 persons	64.00%
Meals-On-Wheels	6,800	425 persons	381 persons	89.65%
Santee Food Bank	14,470	49,200 persons	52,780 persons	107.2%
(L/M Housing Benefit)				
ElderHelp of San Diego	3,260	250 persons	107 persons	42.80%

Table 2 - Accomplishments – Consolidated Plan to Date

Assess how the jurisdiction's use of funds, particularly CDBG, addresses the priorities and specific objectives identified in the plan, giving special attention to the highest priority activities identified.

Pursuant to the PY 2018 Action plan, the City gives funding priority for those activities which address long-term solutions to identified community needs. Such solutions are focused at the root causes of inadequate basic life necessities, such as shelter, safety, or nutrition. Moreover, activities to be funded are selected based on their ability to address long-term solutions to needs in one or more of the following areas: affordable housing, neighborhood revitalization, quality living environment, elimination of slums and blight, economic development, daily living essentials or improvements required to meet the ADA requirements.

During PY 2018 the City provided funding to assist a number of special-needs populations including homeless families and individuals, the elderly, at-risk youth, and the disabled. Specifically, CDBG funding provided support for activities addressing basic needs such as food for homeless and at-risk populations; minor home repairs for seniors and handicapped persons, and fair housing assistance.

Securing adequate funding resources to sustain the City's housing and community development initiatives continued to be a priority objective for program administration. Given the reduction of funding sources that were anticipated at the start of the 2015-19 Consolidated Plan period, the City sought opportunities to leverage funding sources towards the completion of these projects.

CR-10 - Racial and Ethnic composition of families assisted

Describe the families assisted (including the racial and ethnic status of families assisted).

91.520(a)

Race	CDBG
White	13,178
Black/African American	220
Asian	506
American Indian/Alaskan Native	200
Native Hawaiian/Other Pacific Islander	24
American Indian/Alaskan Native & White	1
Asian & White	15
Black/African American & White	5
American Indian/Alaska Native & Black African American	3
Other multi-racial	493
Total	14,645
Hispanic	2,640
Not Hispanic	12,005

Table 2 – Table of assistance to racial and ethnic populations by source of funds

Narrative

The City of Santee identifies priority needs and offers services and programs to eligible households regardless of race or ethnicity. Accordingly, the racial and ethnic makeup of persons assisted closely resembles the make-up of the city of Santee. Currently, the city of Santee is 73 percent White (Non-Hispanic), 17% Hispanic, 5% Asian\Pacific Islander, 2% Black and 3% Other. The City is proactive in encouraging participation in each project and activity. Advertisements occur in local circulations, public presentations, City events, and through housing providers. City of Santee identifies priority needs and offers services and programs to eligible households.

CR-15 - Resources and Investments 91.520(a)

Identify the resources made available

Source of Funds	Source	Resources Made Available	Amount Expended During Program Year
CDBG	Public - Federal	312,130	250,717

Table 3 - Resources Made Available

Narrative

Program Year 2018 funding, including new grant, program income and unspent prior-year funds, totaled \$312,130.00. The amount expended through August 30, 2019, including disbursements made after the close of the fiscal year, was \$250,271.17.

Identify the geographic distribution and location of investments

Target Area	Planned Percentage of Allocation	Actual Percentage of Allocation	Narrative Description
Citywide	N\A	N\A	N\A

Table 4 – Identify the geographic distribution and location of investments

Narrative

Projects funded by CDBG are offered on a city-wide basis and although many of the program beneficiaries may be in one of the target areas listed, these programs are not exclusive to the target areas.

Leveraging

Explain how federal funds leveraged additional resources (private, state and local funds), including a description of how matching requirements were satisfied, as well as how any publicly owned land or property located within the jurisdiction that were used to address the needs identified in the plan.

The City of Santee seeks to leverage its CDBG funds with a variety of resources in order to maximize the effectiveness of available funds.

With regard to housing activities, the primary funding source for leveraging CDBG and HOME funds was historically Redevelopment Housing Set-Aside funds. Prior to the dissolution of redevelopment by the State of California in 2012, Redevelopment Housing Set-Aside funds were allocated to a variety of housing programs, including:

- Mobilehome Rental Assistance Program
- Mobilehome Rent Stabilization
- Mortgage Credit Certificate Program Administration
- Housing Preservation Loan Program

The loss of Redevelopment resources has required the termination of a number of these housing-related activities. The city uses general fund resources to administer remaining loan portfolios and activities.

The subrecipient agencies also leverage CDBG funds against other sources including; government and other grants, program fees, donations and in-kind services. The leveraging of CDBG funds enables these agencies to accomplish much more than they otherwise would without the assistance.

CR-20 - Affordable Housing 91.520(b)

Evaluation of the jurisdiction's progress in providing affordable housing, including the number and types of families served, the number of extremely low-income, low-income, moderate-income, and middle-income persons served.

	One-Year Goal	Actual
Number of Homeless households to be provided affordable housing units	0	0
Number of Non-Homeless households to be provided affordable housing units	0	0
Number of Special-Needs households to be provided affordable housing units	0	0
Total	0	0

Table 5 – Number of Households

	One-Year Goal	Actual
Number of households supported through Rental Assistance	0	0
Number of households supported through The Production of New Units	0	0
Number of households supported through Rehab of Existing Units	40	160
Number of households supported through Acquisition of Existing Units	0	0
Total	40	160

Table 6 – Number of Households Supported

Discuss the difference between goals and outcomes and problems encountered in meeting these goals.

The City of Santee's affordable housing objective historically has been to provide homeownership opportunities using HOME funds available through the County of San Diego HOME Consortium. Several years ago, the City received an annual allocation of HOME funds for affordable housing activities as a participant in the County's HOME Consortium. Under revised, more restrictive HUD regulations governing the use of HOME funds, San Diego County now retains the entire HOME allocation awarded to the Consortium and awards funds on a first-come first served basis. The transfer of HOME funds to the

Consortium has resulted in the City of Santee reducing its affordable housing goals based on a reduction of funds with which to accomplish them.

Regarding the rehabilitation of existing units, this goal is accomplished through the efforts of subrecipient Lutheran Social Services - Caring Neighbors (Caring Neighbors) which provides minor home repairs for low-income senior and/or disabled homeowners. Caring Neighbors well exceed their program goal this year, based on the manner in which they count projects. Their current method is to count each project individually not based on project addresses, which many times included several projects at a single site or address.

Discuss how these outcomes will impact future annual action plans.

The CAPER provides an opportunity for the city to evaluate the performance of its programs and services and to determine whether adjustments to the current 5-year goals are needed. The city looks to performance in a given year, and trends over time, to inform and calibrate future targets. The city of Santee has observed a trend toward smaller annual awards of CPD funding. Annual goals and outcomes will continue to be adjusted in recognition of reductions in available resources.

Include the number of extremely low-income, low-income, and moderate-income persons served by each activity where information on income by family size is required to determine the eligibility of the activity.

Number of Households Served	CDBG Actual	HOME Actual
Extremely Low-income	0	0
Low-income	0	0
Moderate-income	0	0
Total	0	0

Table 7 – Number of Households Served

Narrative Information

CDBG funding allocated by the City of Santee provided for minor repairs/improvements to 160 homes in the project year. All of the persons served by these minor repairs were moderate to extremely low-income. However, only individual and not household income data was collected for these participants so the above chart cannot be completed.

The City of Santee participates in the HOME Program through membership in the San Diego County HOME Consortium. The County of San Diego, as administrator of the consortium, reports on HOME Program accomplishments.

CR-25 - Homeless and Other Special Needs 91.220(d, e); 91.320(d, e); 91.520(c)

Evaluate the jurisdiction's progress in meeting its specific objectives for reducing and ending homelessness through:

Reaching out to homeless persons (especially unsheltered persons) and assessing their individual needs

The City of Santee participates in a regional approach to ending homelessness. The San Diego Regional Task Force on the Homeless (RTFH) coordinates program planning and implementation, including the allocation of funding for housing and services for homeless families and individuals. The RTFH and ESG entitlement communities are responsible for reporting and evaluating the performance of ESG program recipients and subrecipients.

The City of Santee maintains cooperative relationships with public agencies and nonprofit organizations, such as the San Diego County Sheriff's Department, Santee Food Bank and Crisis House to promote outreach and assistance to homeless persons and individuals at risk of homelessness.

Addressing the emergency shelter and transitional housing needs of homeless persons

The City of Santee supports the San Diego Regional Task Force on the Homeless in its coordination of public funding allocated to emergency shelters and services for the homeless throughout the region. The City of Santee allocates CDBG funding to Crisis House, which provides and/or refers homeless persons to services, emergency shelter and transitional housing opportunities.

Helping low-income individuals and families avoid becoming homeless, especially extremely low-income individuals and families and those who are: likely to become homeless after being discharged from publicly funded institutions and systems of care (such as health care facilities, mental health facilities, foster care and other youth facilities, and corrections programs and institutions); and, receiving assistance from public or private agencies that address housing, health, social services, employment, education, or youth needs

The City of Santee provides funding to Crisis House, which operates a homeless prevention and intervention program. Crisis House also provides employment counseling, health screenings, and addresses emergency needs of homeless residents. The City's contract with the CSA San Diego County for fair housing services assists those at risk of becoming homeless by improving tenant/landlord relationships, reducing evictions, and assisting households in finding adequate housing. The City provides funding to the Santee Food Bank which provides nutritional assistance to at-risk individuals as well as referrals.

Helping homeless persons (especially chronically homeless individuals and families, families with children, veterans and their families, and unaccompanied youth) make the transition to permanent housing and independent living, including shortening the period of time that individuals and families experience homelessness, facilitating access for homeless individuals and families to affordable housing units, and preventing individuals and families who were recently homeless from becoming homeless again

The City of Santee actively supports a regional approach to ending homelessness. The San Diego Regional Task Force on the Homeless coordinates efforts to assist chronically homeless individuals and families, families with children, veterans and their families, and unaccompanied youth in their transition to permanent housing and independent living.

In addition, the City of Santee provides funding to Crisis House, which provides employment counseling, health screenings, and addresses emergency needs of homeless residents. The City provides funding to the Santee Food Bank which provides nutritional assistance to at-risk individuals as well as referrals.

CR-30 - Public Housing 91.220(h); 91.320(j)

Actions taken to address the needs of public housing

The City of Santee is not a provider of public housing. The City of Santee does not administer Housing Choice Voucher (Section 8) funds or properties.

Actions taken to encourage public housing residents to become more involved in management and participate in homeownership

Not Applicable.

Actions taken to provide assistance to troubled PHAs

There are no public housing communities located within the jurisdiction of the city of Santee.

CR-35 - Other Actions 91.220(j)-(k); 91.320(i)-(j)

Actions taken to remove or ameliorate the negative effects of public policies that serve as barriers to affordable housing such as land use controls, tax policies affecting land, zoning ordinances, building codes, fees and charges, growth limitations, and policies affecting the return on residential investment. 91.220 (j); 91.320 (i)

The major obstacle to meeting underserved housing and community development needs in the City of Santee is a lack of sufficient resources to address all of the needs that exist. To supplement federal CDBG and HOME funds, the city has used General Fund funds to support a variety of public services and facilities benefitting low and moderate-income households.

Actions taken to address obstacles to meeting underserved needs. 91.220(k); 91.320(j)

The City utilized several methods to offset the potential negative effects of policies that might act as barriers to affordable housing, such as building codes, development impact and permit processing fees, parking requirements, development standards, etc. As part of the City's 2013-2020 Housing Element update, the City undertook the following actions to remove barriers to affordable housing:

1. **Provide Regulatory Concessions and Incentives for Affordable Housing:** Due to changes in State law, the City's density bonus ordinance (Chapter 17.26 of the Municipal Code) was revised. In accordance with State law (Section 65915 of the California Government Code) the City will continue to work with developers on a case-by-case basis to provide regulatory concessions and incentives to assist them with the development of affordable and senior housing. Regulatory concessions and incentives could include, but are not limited to, reductions in the amount of required on-site parking, fee reductions, expedited permit processing, and other reduced development standards.
2. **Housing for Persons with Disabilities:** Both the Federal Fair Housing Act and the California Fair Employment and Housing Act direct local governments to make reasonable accommodations (i.e. modifications or exceptions) in their zoning laws and other land use regulations to allow disabled persons an equal opportunity to use and enjoy a dwelling. The City amended its Zoning Code to address housing for persons with special needs, including persons with disabilities. These include a formal process in the Zoning Code to allow reasonable accommodations for persons with disabilities and Council passed an ordinance to allow congregate care facilities for seniors with a CUP in the multiple family density zones.

Another recent action the City of Santee has taken to increase the availability of affordable housing is, effective September 2019, to waive Development Impact Fees for the construction of Accessory Dwelling Units (ADUs) for a five-year period. ADUs can provide needed affordable housing for residents of Santee and can also meet the need for multi-generational housing. The City believes that the waiving of Development Impact Fees, which are currently about \$22,000 per unit, will spur the construction of additional ADUs in Santee.

The City of Santee continues to review and analyze policies and procedures to better meet the needs of the under-served and address “worst case” housing needs through supportive services and homeless service providers. The under-served are assisted through the Section 8 Leased Housing program administered by the County of San Diego along with supportive services through the CDBG and the county-administered ESG program. The City of Santee supports the regional Homelessness Prevention and Rapid Re-Housing Program (HPRP) to provide homelessness prevention assistance to households who would otherwise become homeless and to provide assistance to rapidly re-house persons who are homeless.

Supported by funding allocated by the City of Santee, Crisis House provides supportive housing for victims of domestic violence and others at risk of homelessness. These special needs non-homeless persons/families receive case management services, outreach and financial assistance in order to maintain live in the community in a safe environment. The goal is independent living, including support for education, job training and employment.

Actions taken to reduce lead-based paint hazards. 91.220(k); 91.320(j)

Consistent with HUD’s Lead Safe Housing Rule, as listed in 24 CFR Part 35, the City took appropriate actions to ensure that each applicable program activity involving housing constructed before January 1, 1978 evaluated and, if necessary, reduced lead-based paint hazards. Actions include informing residents of the potentials of Lead-Based Paint (LBP) hazards in their home, evaluating the degree of LBP hazards, mitigating these hazards, providing clearance on the rehabilitated areas affected by the LBP work, and providing the required notifications.

Actions taken to reduce the number of poverty-level families. 91.220(k); 91.320(j)

The City works with local economic development organizations to reduce unemployment and expand business opportunities. The City assists local businesses to retain and expand their workforce and works to attract and nurture startup firms and entrepreneurs with a high potential for expansion and job creation.

Actions taken to develop institutional structure. 91.220(k); 91.320(j)

Due to financial constraints, the City of Santee is limited in its ability to meet all of the housing and community development needs of lower and moderate income households. However, the city continues to work to combine city resources with private industry and non-profit agency resources to meet as much of the need as financially feasible.

The city will strengthen, coordinate, and integrate the governmental institutions, non-profit and private delivery systems outlined in this Consolidated Plan through on-going interaction between city staff,

private developers, non-profit organizations, financial institutions, and various service providers.

Actions taken to enhance coordination between public and private housing and social service agencies. 91.220(k); 91.320(j)

During Program Year 2018, the City maintained dialog with non-profit organizations and government agencies that serve low and moderate-income persons. The city worked to enhance and improve the organizational capacity and foster a collective planning process.

Through its support and collaboration with Crisis House, the city continued to participate in and support the San Diego Regional Task Force on the Homeless (Continuum of Care) in order to enhance and implement strategies for addressing homelessness in the region.

Although there are coordinated programs and services to address the needs of lower income households and the homeless, it is recognized that many unmet needs remain.

Identify actions taken to overcome the effects of any impediments identified in the jurisdictions analysis of impediments to fair housing choice. 91.520(a)

The City is committed to furthering the fair housing goals described in the 2015-2019 Consolidated Plan. The 2015-2019 San Diego County Regional Analysis of Impediments to Fair Housing Choice (AI) recommends that jurisdictions continue to support and fund non-profit agencies capable of receiving, investigating and resolving housing discrimination complaints.

The 2015-2019 AI carried forward two jurisdiction-specific impediments from previous AI's. No new jurisdiction-specific impediments were identified in the 2015-2019 AI. The jurisdiction-specific impediments from previous AI's include:

1. Density Bonus Law Conformance: Amend zoning ordinances to reflect provisions of SB 1818 (effective January 1, 2015) which amended prior law to expand incentives for inclusion of affordable units in market-rate residential developments.
2. Farmworker Housing/Employee Housing Law Conformance: Amend zoning ordinances to accommodate farmworker housing as described in California Health and Safety Code Sections 17000-17062.5.

City of Santee Municipal Code Chapter 17.26.200 implements Government Code Sections 65915 through 65917 and provides that any amendments to these sections of the Government Code shall be incorporated by reference and in the event that any inconsistencies exist between the amended state law and the provisions set forth herein, the amended state law shall prevail. A document explaining of any such amendments and inconsistencies is available for review at the City Clerk's office.

While no city residents (housed or homeless) were identified as employed in agricultural operations in 2012, the City of Santee Housing Element (2013 – 2020) establishes as a program goal changes to the Zoning Ordinance to achieve consistency with State housing law.

The city actively participates in an alliance of jurisdictions (San Diego Regional Alliance for Fair Housing) working to advance fair housing and eliminate regional impediments to fair housing as identified in the 2015-2019 AI.

CR-40 - Monitoring 91.220 and 91.230

Describe the standards and procedures used to monitor activities carried out in furtherance of the plan and used to ensure long-term compliance with requirements of the programs involved, including minority business outreach and the comprehensive planning requirements

In Program Year 2018, Department of Development Services staff monitored all relevant contracts to ensure compliance with all federal regulatory requirements for projects and activities accomplished or undertaken during the program year.

The City's CDBG program monitoring has four components: project implementation, contract management, monitoring compliance, and audit. CDBG subrecipients receive instruction regarding compliance with CDBG requirements, other federal requirements, and City contracting requirements. All reporting documents were discussed and distributed. Each contract is individually monitored by a staff person that ensures funds are expended in accordance with the approved activity. Staff provides technical assistance and guides and follows up with field audits to ensure program performance is completed as contracted.

Citizen Participation Plan 91.105(d); 91.115(d)

Describe the efforts to provide citizens with reasonable notice and an opportunity to comment on performance reports.

The City utilized various methods for engaging and encouraging the public to participate in the planning processes for its Consolidated Plan, Analysis of Impediments, and CDBG funding allocation process. Citizen participation in the consolidated planning process was facilitated through workshops, public meetings, direct mailings, and electronic surveys. The City endeavored to reach a broad scope of community members and service providers. Survey participation, in particular, yielded the most citizen participation of these methods.

The Notice of Availability for Public Review and Comment for the PY 2018 CAPER was published on September 12, 2019, in the San Diego Union Tribune. The notice indicated that citizens had from September 12, 2019 through September 27, 2019, to make comments. This provided the 15-day comment period as required by 24 CFR §91.105(d).

A copy of the full CAPER report was available for review and public comment at the City's Department of Development Services and online at the City's webpage.

CR-45 - CDBG 91.520(c)

Specify the nature of, and reasons for, any changes in the jurisdiction's program objectives and indications of how the jurisdiction would change its programs as a result of its experiences.

Overall, the City has made progress towards achieving the goals outlined in the City's Program Year 2018 Annual Action Plan and 2015-19 Consolidated Plan (ConPlan). The primary obstacles the city faced during this program year were the high cost of living, and especially housing, in Santee coupled with a continued reduction in available funding for affordable housing and other community development needs.


The priorities and accomplishments outlined in the 2015-19 ConPlan are based on assumptions about future CDBG funding. Given that these programs are subject to annual congressional appropriations, as well as potential changes in funding distribution formulas, the accomplishment projections and planned activities are subject to change with the availability of funding. However, given the strong national economy and continued support for the CDBG program in Congress, if not by the White House, a conservative projection based on a status quo allocation level has been assumed for strategic planning purposes.

Does this Jurisdiction have any open Brownfields Economic Development Initiative (BEDI) grants?

No

[BEDI grantees] Describe accomplishments and program outcomes during the last year.

Not Applicable



U.S. Department of Housing and Urban Development
 Office of Community Planning and Development
 Integrated Disbursement and Information System
 CDBG Activity Summary Report (GPR) for Program Year 2018
 SANTEE

Date: 09-Sep-2019
 Time: 13:53
 Page: 1

PGM Year: 1994
Project: 0002 - CONVERTED CDBG ACTIVITIES
IDIS Activity: 2 - CDBG COMMITTED FUNDS ADJUSTMENT

Status: Open 1/23/2002 12:00:00 AM
Location: 10601 N Magnolia Ave
 Santee, CA 92071-1222

Objective:
Outcome:
Matrix Code: Rehab; Single-Unit Residential (14A) **National Objective:**

Initial Funding Date: 01/01/0001

Description:
 THIS IS A SYSTEM ACTIVITY, GENERATED BY IDIS, NO PROGRAM WORK WAS ACCOMPLISHED THIS YEAR UNDER THIS ACTIVITY

Financing

	Fund Type	Grant Year	Grant	Funded Amount	Drawn In Program Year	Drawn Thru Program Year
CDBG	EN	Pre-2015		\$3,006,275.78	\$0.00	\$0.00
		1986	B86MC060568		\$0.00	\$623,680.00
		1988	B88MC060568		\$0.00	\$319,000.00
		1989	B89MC060568		\$0.00	\$331,000.00
		1990	B90MC060568		\$0.00	\$319,000.00
		1991	B91MC060568		\$0.00	\$356,000.00
		1992	B92MC060568		\$0.00	\$372,000.00
		1993	B93MC060568		\$0.00	\$400,000.00
		1994	B94MC060568		\$0.00	\$285,595.78
Total	Total			\$3,006,275.78	\$0.00	\$3,006,275.78

Proposed Accomplishments

Actual Accomplishments

Number assisted:

	Owner		Renter		Total		Person	
	Total	Hispanic	Total	Hispanic	Total	Hispanic	Total	Hispanic
White:					0	0		
Black/African American:					0	0		
Asian:					0	0		
American Indian/Alaskan Native:					0	0		
Native Hawaiian/Other Pacific Islander:					0	0		
American Indian/Alaskan Native & White:					0	0		
Asian White:					0	0		
Black/African American & White:					0	0		
American Indian/Alaskan Native & Black/African American:					0	0		



U.S. Department of Housing and Urban Development
 Office of Community Planning and Development
 Integrated Disbursement and Information System
 CDBG Activity Summary Report (GPR) for Program Year 2018
 SANTEE

Date: 09-Sep-2019
 Time: 13:53
 Page: 2

Other multi-racial:	0	0							
Asian/Pacific Islander:	0	0							
Hispanic:	0	0							
Total:	0	0	0	0	0	0	0	0	0
Female-headed Households:	0		0		0				

Income Category:

	Owner	Renter	Total	Person
Extremely Low			0	
Low Mod			0	
Moderate			0	
Non Low Moderate			0	
Total	0	0	0	0
Percent Low/Mod				

Annual Accomplishments

Years	Accomplishment Narrative	# Benefiting
2000	THIS IS A SYSTEM ACTIVITY CREATED BY IDIS NO ACTUAL WORK WAS DONE UNDER THIS ACTIVITY	



U.S. Department of Housing and Urban Development
 Office of Community Planning and Development
 Integrated Disbursement and Information System
 CDBG Activity Summary Report (GPR) for Program Year 2018
 SANTEE

Date: 09-Sep-2019
 Time: 13:53
 Page: 3

PGM Year: 2016
Project: 0001 - Program Administration
IDIS Activity: 392 - CSA San Diego County

Status: Completed 11/15/2016 12:00:00 AM
Location: ,

Objective:
Outcome:
Matrix Code: Fair Housing Activities (subject to 20% Admin Cap) (21D) **National Objective:**

Initial Funding Date: 10/24/2016

Description:

Provide counselingreferral services to lowmoderate income clients.
 (Allocation: \$14,000)Including:1. Persons alleging violations of fair housing laws as expressed in the Civil Rights Act of 1866, Title VIII of the 1968 Civil Rights Act, California' Rumford Fair Housing Act, and the Unruh Civil Rights Act; and2. Persons seeking information andor resolution regarding conflicts between tenants and landlords.Conduct fair housing testing at four sites.

Financing

	Fund Type	Grant Year	Grant	Funded Amount	Drawn In Program Year	Drawn Thru Program Year
CDBG	EN	2016	B16MC060568	\$2,343.88	(\$107.98)	\$2,343.88
		2017	B17MC060568	\$107.98	\$107.98	\$107.98
Total	Total			\$2,451.86	\$0.00	\$2,451.86

Proposed Accomplishments

Actual Accomplishments

Number assisted:

	Owner		Renter		Total		Person	
	Total	Hispanic	Total	Hispanic	Total	Hispanic	Total	Hispanic
White:					0	0		
Black/African American:					0	0		
Asian:					0	0		
American Indian/Alaskan Native:					0	0		
Native Hawaiian/Other Pacific Islander:					0	0		
American Indian/Alaskan Native & White:					0	0		
Asian White:					0	0		
Black/African American & White:					0	0		
American Indian/Alaskan Native & Black/African American:					0	0		
Other multi-racial:					0	0		
Asian/Pacific Islander:					0	0		
Hispanic:					0	0		
Total:	0	0	0	0	0	0	0	0



U.S. Department of Housing and Urban Development
Office of Community Planning and Development
Integrated Disbursement and Information System
CDBG Activity Summary Report (GPR) for Program Year 2018
SANTEE

Date: 09-Sep-2019

Time: 13:53

Page: 4

Female-headed Households:


0

Income Category:

	Owner	Renter	Total	Person
Extremely Low			0	
Low Mod			0	
Moderate			0	
Non Low Moderate			0	
Total	0	0	0	0
Percent Low/Mod				

Annual Accomplishments

No data returned for this view. This might be because the applied filter excludes all data.



U.S. Department of Housing and Urban Development
 Office of Community Planning and Development
 Integrated Disbursement and Information System
 CDBG Activity Summary Report (GPR) for Program Year 2018
 SANTEE

Date: 09-Sep-2019
 Time: 13:53
 Page: 5

PGM Year: 2017
Project: 0001 - Program Administration
IDIS Activity: 396 - Program Administration

Status: Completed 6/30/2018 12:00:00 AM
Location: ,

Objective:
Outcome:
Matrix Code: General Program Administration (21A) **National Objective:**

Initial Funding Date: 12/06/2017

Description:
 Grantee administration of CDBG program.(Allocation: \$29,900)

Financing

	Fund Type	Grant Year	Grant	Funded Amount	Drawn In Program Year	Drawn Thru Program Year
CDBG	EN	2015	B15MC060568	\$0.90	\$0.00	\$0.90
		2017	B17MC060568	\$32,856.59	\$32,856.59	\$32,856.59
Total	Total			\$32,857.49	\$32,856.59	\$32,857.49

Proposed Accomplishments

Actual Accomplishments

Number assisted:

	Owner		Renter		Total		Person	
	Total	Hispanic	Total	Hispanic	Total	Hispanic	Total	Hispanic
White:					0	0		
Black/African American:					0	0		
Asian:					0	0		
American Indian/Alaskan Native:					0	0		
Native Hawaiian/Other Pacific Islander:					0	0		
American Indian/Alaskan Native & White:					0	0		
Asian White:					0	0		
Black/African American & White:					0	0		
American Indian/Alaskan Native & Black/African American:					0	0		
Other multi-racial:					0	0		
Asian/Pacific Islander:					0	0		
Hispanic:					0	0		
Total:	0	0	0	0	0	0	0	0
Female-headed Households:					0			



U.S. Department of Housing and Urban Development
Office of Community Planning and Development
Integrated Disbursement and Information System
CDBG Activity Summary Report (GPR) for Program Year 2018
SANTEE

Date: 09-Sep-2019

Time: 13:53

Page: 6

Income Category:

	Owner	Renter	Total	Person
Extremely Low			0	
Low Mod			0	
Moderate			0	
Non Low Moderate			0	
Total	0	0	0	0
Percent Low/Mod				

Annual Accomplishments

No data returned for this view. This might be because the applied filter excludes all data.



U.S. Department of Housing and Urban Development
 Office of Community Planning and Development
 Integrated Disbursement and Information System
 CDBG Activity Summary Report (GPR) for Program Year 2018
 SANTEE

Date: 09-Sep-2019
 Time: 13:53
 Page: 7

PGM Year: 2017
Project: 0002 - Program Administration - Fair Housing - CSA San Diego
IDIS Activity: 397 - Program Administration - Fair Housing

Status: Completed 6/30/2018 12:00:00 AM
Location: ,

Objective:
Outcome:
Matrix Code: Fair Housing Activities (subject to 20% Admin Cap) (21D) **National Objective:**

Initial Funding Date: 12/06/2017

Description:

Provide counseling/referral services to 160 low/moderate income clients including: 1. Persons alleging violations of fair housing laws as expressed in the Civil Rights Act of 1866, Title VIII of the 1968 Civil Rights Act, California's Rumford Fair Housing Act, and the Unruh Civil Rights Act; and 2. Persons seeking information and/or resolution regarding conflicts between tenants and landlords. (Allocation: \$15,500)

Financing


	Fund Type	Grant Year	Grant	Funded Amount	Drawn In Program Year	Drawn Thru Program Year
CDBG	EN	2017	B17MC060568	\$15,500.00	\$3,631.42	\$15,500.00
Total	Total			\$15,500.00	\$3,631.42	\$15,500.00

Proposed Accomplishments

Actual Accomplishments

Number assisted:

	Owner		Renter		Total		Person	
	Total	Hispanic	Total	Hispanic	Total	Hispanic	Total	Hispanic
White:					0	0		
Black/African American:					0	0		
Asian:					0	0		
American Indian/Alaskan Native:					0	0		
Native Hawaiian/Other Pacific Islander:					0	0		
American Indian/Alaskan Native & White:					0	0		
Asian White:					0	0		
Black/African American & White:					0	0		
American Indian/Alaskan Native & Black/African American:					0	0		
Other multi-racial:					0	0		
Asian/Pacific Islander:					0	0		
Hispanic:					0	0		
Total:	0	0	0	0	0	0	0	0



U.S. Department of Housing and Urban Development
Office of Community Planning and Development
Integrated Disbursement and Information System
CDBG Activity Summary Report (GPR) for Program Year 2018
SANTEE

Date: 09-Sep-2019

Time: 13:53

Page: 8

Female-headed Households:

0

Income Category:

	Owner	Renter	Total	Person
Extremely Low			0	
Low Mod			0	
Moderate			0	
Non Low Moderate			0	
Total	0	0	0	0
Percent Low/Mod				

Annual Accomplishments

No data returned for this view. This might be because the applied filter excludes all data.



U.S. Department of Housing and Urban Development
 Office of Community Planning and Development
 Integrated Disbursement and Information System
 CDBG Activity Summary Report (GPR) for Program Year 2018
 SANTEE

Date: 09-Sep-2019
 Time: 13:53
 Page: 9

PGM Year: 2017
Project: 0011 - Public Facilities - Section 108 Loan Debt Service Reserve
IDIS Activity: 406 - Public Facilities - Section 108 Loan Debt Service Reserve

Status: Canceled 8/28/2018 4:11:11 PM **Objective:**
Location: , **Outcome:**
 Matrix Code: Debt service reserve (24C) **National Objective:**

Initial Funding Date: 12/06/2017

Description:
 Debt service reserve related to Section 108 loan.


Financing
 No data returned for this view. This might be because the applied filter excludes all data.

Proposed Accomplishments

Actual Accomplishments

Number assisted:

	Owner		Renter		Total		Person	
	Total	Hispanic	Total	Hispanic	Total	Hispanic	Total	Hispanic
White:					0	0		
Black/African American:					0	0		
Asian:					0	0		
American Indian/Alaskan Native:					0	0		
Native Hawaiian/Other Pacific Islander:					0	0		
American Indian/Alaskan Native & White:					0	0		
Asian White:					0	0		
Black/African American & White:					0	0		
American Indian/Alaskan Native & Black/African American:					0	0		
Other multi-racial:					0	0		
Asian/Pacific Islander:					0	0		
Hispanic:					0	0		
Total:	0	0	0	0	0	0	0	0



U.S. Department of Housing and Urban Development
Office of Community Planning and Development
Integrated Disbursement and Information System
CDBG Activity Summary Report (GPR) for Program Year 2018
SANTEE

Date: 09-Sep-2019

Time: 13:53

Page: 10

Female-headed Households:

0

Income Category:

	Owner	Renter	Total	Person
Extremely Low			0	
Low Mod			0	
Moderate			0	
Non Low Moderate			0	
Total	0	0	0	0
Percent Low/Mod				

Annual Accomplishments

No data returned for this view. This might be because the applied filter excludes all data.



U.S. Department of Housing and Urban Development
 Office of Community Planning and Development
 Integrated Disbursement and Information System
 CDBG Activity Summary Report (GPR) for Program Year 2018
 SANTEE

Date: 09-Sep-2019
 Time: 13:53
 Page: 11

PGM Year: 2018
Project: 0001 - Public Facilities - Secion 108 Debt Service
IDIS Activity: 407 - Public Facilities - Section 108 Loan Debt Service

Status: Open
Location: ,
Objective:
Outcome:
Matrix Code: Planned Repayment of Section 108 Loan Principal (19F) **National Objective:**

Initial Funding Date: 10/23/2018

Description:
 Payment of principal and interest on Section 108 Loan used to fund Buena Vista\Woodside Public Improvements (Allocation: \$149,884.00)

Financing

	Fund Type	Grant Year	Grant	Funded Amount	Drawn In Program Year	Drawn Thru Program Year
CDBG	EN	2016	B16MC060568	\$2,295.41	\$2,295.41	\$2,295.41
		2017	B17MC060568	\$147,588.59	\$147,588.59	\$147,588.59
		2018	B18MC060568	\$6,181.00	\$1,239.00	\$1,239.00
Total	Total			\$156,065.00	\$151,123.00	\$151,123.00

Proposed Accomplishments


Actual Accomplishments

Number assisted:

	Owner		Renter		Total		Person	
	Total	Hispanic	Total	Hispanic	Total	Hispanic	Total	Hispanic
White:					0	0		
Black/African American:					0	0		
Asian:					0	0		
American Indian/Alaskan Native:					0	0		
Native Hawaiian/Other Pacific Islander:					0	0		
American Indian/Alaskan Native & White:					0	0		
Asian White:					0	0		
Black/African American & White:					0	0		
American Indian/Alaskan Native & Black/African American:					0	0		
Other multi-racial:					0	0		
Asian/Pacific Islander:					0	0		
Hispanic:					0	0		
Total:	0	0	0	0	0	0	0	0

Female-headed Households:

0



U.S. Department of Housing and Urban Development
Office of Community Planning and Development
Integrated Disbursement and Information System
CDBG Activity Summary Report (GPR) for Program Year 2018
SANTEE

Date: 09-Sep-2019

Time: 13:53

Page: 12

Income Category:

	Owner	Renter	Total	Person
Extremely Low			0	
Low Mod			0	
Moderate			0	
Non Low Moderate			0	
Total	0	0	0	0
Percent Low/Mod				

Annual Accomplishments

No data returned for this view. This might be because the applied filter excludes all data.



U.S. Department of Housing and Urban Development
 Office of Community Planning and Development
 Integrated Disbursement and Information System
 CDBG Activity Summary Report (GPR) for Program Year 2018
 SANTEE

Date: 09-Sep-2019
 Time: 13:53
 Page: 13

PGM Year: 2018
Project: 0007 - Public Services - Santee Food Bank
IDIS Activity: 408 - Public Services - Santee Food Bank

Status: Open
Location: 10925 Hartley Rd Santee, CA 92071-2892

Objective: Create suitable living environments
Outcome: Availability/accessibility
Matrix Code: Food Banks (05W)

National Objective: LMC

Initial Funding Date: 10/23/2018

Description:

Provide emergency food items to low and moderate income residents.
 (Allocation: \$14,470.00)

Financing

	Fund Type	Grant Year	Grant	Funded Amount	Drawn In Program Year	Drawn Thru Program Year
CDBG	EN	2018	B18MC060568	\$14,270.00	\$14,270.00	\$14,270.00
Total	Total			\$14,270.00	\$14,270.00	\$14,270.00

Proposed Accomplishments

People (General) : 12,638

Actual Accomplishments

Number assisted:

	Owner		Renter		Total		Person	
	Total	Hispanic	Total	Hispanic	Total	Hispanic	Total	Hispanic
White:	0	0	0	0	0	0	12,215	2,496
Black/African American:	0	0	0	0	0	0	207	0
Asian:	0	0	0	0	0	0	480	0
American Indian/Alaskan Native:	0	0	0	0	0	0	199	0
Native Hawaiian/Other Pacific Islander:	0	0	0	0	0	0	23	0
American Indian/Alaskan Native & White:	0	0	0	0	0	0	0	0
Asian White:	0	0	0	0	0	0	0	0
Black/African American & White:	0	0	0	0	0	0	0	0
American Indian/Alaskan Native & Black/African American:	0	0	0	0	0	0	0	0
Other multi-racial:	0	0	0	0	0	0	303	0
Asian/Pacific Islander:	0	0	0	0	0	0	0	0
Hispanic:	0	0	0	0	0	0	0	0
Total:	0	0	0	0	0	0	13,427	2,496
Female-headed Households:	0		0		0			



U.S. Department of Housing and Urban Development
Office of Community Planning and Development
Integrated Disbursement and Information System
CDBG Activity Summary Report (GPR) for Program Year 2018
SANTEE

Date: 09-Sep-2019

Time: 13:53

Page: 14

Income Category:

	Owner	Renter	Total	Person
Extremely Low	0	0	0	9,531
Low Mod	0	0	0	3,131
Moderate	0	0	0	765
Non Low Moderate	0	0	0	0
Total	0	0	0	13,427
Percent Low/Mod				100.0%

Annual Accomplishments

Years	Accomplishment Narrative	# Benefiting
2018	Provide emergency food supplies for low and moderate income.	



U.S. Department of Housing and Urban Development
 Office of Community Planning and Development
 Integrated Disbursement and Information System
 CDBG Activity Summary Report (GPR) for Program Year 2018
 SANTEE

Date: 09-Sep-2019
 Time: 13:53
 Page: 15

PGM Year: 2018
Project: 0008 - Public Services - Santee Santas
IDIS Activity: 409 - Public Services - Santee Santas

Status: Open
Location: PO Box 710033 Santee, CA 92072-0033

Objective: Create suitable living environments
Outcome: Availability/accessibility
Matrix Code: Other Public Services Not Listed in 05A-05Y, 03T (05Z) **National Objective:** LMC

Initial Funding Date: 10/23/2018

Description:

Assist families and individuals with nutritional support and necessities during the holiday season.
 (Allocation: \$9,880.00)

Financing

	Fund Type	Grant Year	Grant	Funded Amount	Drawn In Program Year	Drawn Thru Program Year
CDBG	EN	2018	B18MC060568	\$9,880.00	\$9,880.00	\$9,880.00
Total	Total			\$9,880.00	\$9,880.00	\$9,880.00


Proposed Accomplishments

People (General) : 822

Actual Accomplishments

Number assisted:

	Owner		Renter		Total		Person	
	Total	Hispanic	Total	Hispanic	Total	Hispanic	Total	Hispanic
White:	0	0	0	0	0	0	625	87
Black/African American:	0	0	0	0	0	0	7	0
Asian:	0	0	0	0	0	0	25	0
American Indian/Alaskan Native:	0	0	0	0	0	0	0	0
Native Hawaiian/Other Pacific Islander:	0	0	0	0	0	0	0	0
American Indian/Alaskan Native & White:	0	0	0	0	0	0	0	0
Asian White:	0	0	0	0	0	0	15	0
Black/African American & White:	0	0	0	0	0	0	5	0
American Indian/Alaskan Native & Black/African American:	0	0	0	0	0	0	0	0
Other multi-racial:	0	0	0	0	0	0	116	0
Asian/Pacific Islander:	0	0	0	0	0	0	0	0
Hispanic:	0	0	0	0	0	0	0	0
Total:	0	0	0	0	0	0	793	87
Female-headed Households:	0		0		0			



U.S. Department of Housing and Urban Development
Office of Community Planning and Development
Integrated Disbursement and Information System
CDBG Activity Summary Report (GPR) for Program Year 2018
SANTEE

Date: 09-Sep-2019

Time: 13:53

Page: 16

Income Category:

	Owner	Renter	Total	Person
Extremely Low	0	0	0	556
Low Mod	0	0	0	185
Moderate	0	0	0	52
Non Low Moderate	0	0	0	0
Total	0	0	0	793
Percent Low/Mod				100.0%

Annual Accomplishments

Years	Accomplishment Narrative	# Benefiting
2018	Provided food and necessities to 793 low-income families and individuals through December 2018.	



U.S. Department of Housing and Urban Development
 Office of Community Planning and Development
 Integrated Disbursement and Information System
 CDBG Activity Summary Report (GPR) for Program Year 2018
 SANTEE

Date: 09-Sep-2019
 Time: 13:53
 Page: 17

PGM Year: 2018
Project: 0006 - Public Services - Meals on Wheels Greater San Diego
IDIS Activity: 410 - Public Services - Meals on Wheels Greater San Diego

Status: Open
Location: 131 Chambers St El Cajon, CA 92020-4317
Objective: Create suitable living environments
Outcome: Availability/accessibility
Matrix Code: Senior Services (05A) **National Objective:** LMC

Initial Funding Date: 10/23/2018

Description:
 Provide home delivered meals for 100 elderly and disabled people monthly.
 (Allocation: \$5,490.00)

Financing

	Fund Type	Grant Year	Grant	Funded Amount	Drawn In Program Year	Drawn Thru Program Year
CDBG	EN	2018	B18MC060568	\$5,490.00	\$5,490.00	\$5,490.00
Total	Total			\$5,490.00	\$5,490.00	\$5,490.00


Proposed Accomplishments

People (General) : 100

Actual Accomplishments

Number assisted:

	Owner		Renter		Total		Person	
	Total	Hispanic	Total	Hispanic	Total	Hispanic	Total	Hispanic
White:	0	0	0	0	0	0	74	10
Black/African American:	0	0	0	0	0	0	0	0
Asian:	0	0	0	0	0	0	0	0
American Indian/Alaskan Native:	0	0	0	0	0	0	0	0
Native Hawaiian/Other Pacific Islander:	0	0	0	0	0	0	0	0
American Indian/Alaskan Native & White:	0	0	0	0	0	0	0	0
Asian White:	0	0	0	0	0	0	0	0
Black/African American & White:	0	0	0	0	0	0	0	0
American Indian/Alaskan Native & Black/African American:	0	0	0	0	0	0	0	0
Other multi-racial:	0	0	0	0	0	0	9	6
Asian/Pacific Islander:	0	0	0	0	0	0	0	0
Hispanic:	0	0	0	0	0	0	0	0
Total:	0	0	0	0	0	0	83	16
Female-headed Households:	0		0		0			



U.S. Department of Housing and Urban Development
Office of Community Planning and Development
Integrated Disbursement and Information System
CDBG Activity Summary Report (GPR) for Program Year 2018
SANTEE

Date: 09-Sep-2019

Time: 13:53


Page: 18

Income Category:

	Owner	Renter	Total	Person
Extremely Low	0	0	0	25
Low Mod	0	0	0	51
Moderate	0	0	0	6
Non Low Moderate	0	0	0	1
Total	0	0	0	83
Percent Low/Mod				98.8%

Annual Accomplishments

Years	Accomplishment Narrative	# Benefiting
2018	Provided home-delivered meals for 83 elderly and disabled persons through June 2019.	



U.S. Department of Housing and Urban Development
 Office of Community Planning and Development
 Integrated Disbursement and Information System
 CDBG Activity Summary Report (GPR) for Program Year 2018
 SANTEE

Date: 09-Sep-2019
 Time: 13:53
 Page: 19

PGM Year: 2018
Project: 0005 - Public Services - LSS Caring Neighbors Project
IDIS Activity: 411 - Public Services - LSS Caring Neighbors Project

Status: Open
Location: 9735 Halberns Blvd Santee, CA 92071-1433

Objective: Create suitable living environments
Outcome: Availability/accessibility
Matrix Code: Senior Services (05A)

National Objective: LMC

Initial Funding Date: 10/23/2018

Description:

Provide needs assessment, referrals and minor home repairs for low-income senior and/or disabled homeowners.
 (Allocation \$3,260.00)

Financing

	Fund Type	Grant Year	Grant	Funded Amount	Drawn In Program Year	Drawn Thru Program Year
CDBG	EN	2018	B18MC060568	\$3,260.00	\$3,260.00	\$3,260.00
Total	Total			\$3,260.00	\$3,260.00	\$3,260.00

Proposed Accomplishments

People (General) : 40

Actual Accomplishments

Number assisted:

	Owner		Renter		Total		Person	
	Total	Hispanic	Total	Hispanic	Total	Hispanic	Total	Hispanic
White:	0	0	0	0	0	0	94	8
Black/African American:	0	0	0	0	0	0	1	0
Asian:	0	0	0	0	0	0	0	0
American Indian/Alaskan Native:	0	0	0	0	0	0	0	0
Native Hawaiian/Other Pacific Islander:	0	0	0	0	0	0	0	0
American Indian/Alaskan Native & White:	0	0	0	0	0	0	0	0
Asian White:	0	0	0	0	0	0	0	0
Black/African American & White:	0	0	0	0	0	0	0	0
American Indian/Alaskan Native & Black/African American:	0	0	0	0	0	0	3	0
Other multi-racial:	0	0	0	0	0	0	7	2
Asian/Pacific Islander:	0	0	0	0	0	0	0	0
Hispanic:	0	0	0	0	0	0	0	0
Total:	0	0	0	0	0	0	105	10
Female-headed Households:	0		0		0			



U.S. Department of Housing and Urban Development
Office of Community Planning and Development
Integrated Disbursement and Information System
CDBG Activity Summary Report (GPR) for Program Year 2018
SANTEE

Date: 09-Sep-2019

Time: 13:53


Page: 20

Income Category:

	Owner	Renter	Total	Person
Extremely Low	0	0	0	70
Low Mod	0	0	0	29
Moderate	0	0	0	6
Non Low Moderate	0	0	0	0
Total	0	0	0	105
Percent Low/Mod				100.0%

Annual Accomplishments

Years	Accomplishment Narrative	# Benefiting
2018	As of the completion of the Program Year LSS Caring Neighbors has assisted 105 persons with minor home repair and referral services.	



U.S. Department of Housing and Urban Development
 Office of Community Planning and Development
 Integrated Disbursement and Information System
 CDBG Activity Summary Report (GPR) for Program Year 2018
 SANTEE

Date: 09-Sep-2019
 Time: 13:53
 Page: 21

PGM Year: 2018
Project: 0004 - Public Services - ElderHelp San Diego
IDIS Activity: 412 - Public Services - ElderHelp San Diego

Status: Open **Objective:** Create suitable living environments
Location: 3860 Calle Fortunada Ste 101 San Diego, CA 92123-4802 **Outcome:** Affordability
Matrix Code: Senior Services (05A) **National Objective:** LMCSV

Initial Funding Date: 10/23/2018

Description:
 Case management services to help elderly residents remain in their homes through professional counseling, referrals and information (Allocation: \$3,260.00)

Financing

	Fund Type	Grant Year	Grant	Funded Amount	Drawn In Program Year	Drawn Thru Program Year
CDBG	EN	2018	B18MC060568	\$3,260.00	\$3,260.00	\$3,260.00
Total	Total			\$3,260.00	\$3,260.00	\$3,260.00


Proposed Accomplishments

People (General) : 40

Actual Accomplishments

Number assisted:

	Owner		Renter		Total		Person	
	Total	Hispanic	Total	Hispanic	Total	Hispanic	Total	Hispanic
White:	0	0	0	0	0	0	26	2
Black/African American:	0	0	0	0	0	0	1	0
Asian:	0	0	0	0	0	0	0	0
American Indian/Alaskan Native:	0	0	0	0	0	0	0	0
Native Hawaiian/Other Pacific Islander:	0	0	0	0	0	0	0	0
American Indian/Alaskan Native & White:	0	0	0	0	0	0	0	0
Asian White:	0	0	0	0	0	0	0	0
Black/African American & White:	0	0	0	0	0	0	0	0
American Indian/Alaskan Native & Black/African American:	0	0	0	0	0	0	0	0
Other multi-racial:	0	0	0	0	0	0	19	0
Asian/Pacific Islander:	0	0	0	0	0	0	0	0
Hispanic:	0	0	0	0	0	0	0	0
Total:	0	0	0	0	0	0	46	2
Female-headed Households:	0		0		0			



U.S. Department of Housing and Urban Development
Office of Community Planning and Development
Integrated Disbursement and Information System
CDBG Activity Summary Report (GPR) for Program Year 2018
SANTEE

Date: 09-Sep-2019

Time: 13:53

Page: 22

Income Category:

	Owner	Renter	Total	Person
Extremely Low	0	0	0	38
Low Mod	0	0	0	8
Moderate	0	0	0	0
Non Low Moderate	0	0	0	0
Total	0	0	0	46
Percent Low/Mod				100.0%

Annual Accomplishments

Years	Accomplishment Narrative	# Benefitting
2018	Provided case management to 46 seniors to remain in their homes through a trained social worker and referrals through June 2019.	



U.S. Department of Housing and Urban Development
 Office of Community Planning and Development
 Integrated Disbursement and Information System
 CDBG Activity Summary Report (GPR) for Program Year 2018
 SANTEE

Date: 09-Sep-2019
 Time: 13:53
 Page: 23

PGM Year: 2018
Project: 0011 - Public Facilities - Section 108 Loan Debt Service Reserve
IDIS Activity: 413 - Public Facilities - Section 108 Loan Debt Service Reserve

Status: Open
Location: ,
Objective:
Outcome:
Matrix Code: Debt service reserve (24C) **National Objective:**

Initial Funding Date: 10/23/2018

Description:
 Debt service reserve related to Section 108 loan.

Financing

	Fund Type	Grant Year	Grant	Funded Amount	Drawn In Program Year	Drawn Thru Program Year
CDBG	EN	2016	B16MC060568	\$36,595.99	\$0.00	\$0.00
		2017	B17MC060568	\$18,139.84	\$0.00	\$0.00
		2018	B18MC060568	\$5,170.17	\$0.00	\$0.00
Total	Total			\$59,906.00	\$0.00	\$0.00

Proposed Accomplishments


Actual Accomplishments

Number assisted:

	Owner		Renter		Total		Person	
	Total	Hispanic	Total	Hispanic	Total	Hispanic	Total	Hispanic
White:					0	0		
Black/African American:					0	0		
Asian:					0	0		
American Indian/Alaskan Native:					0	0		
Native Hawaiian/Other Pacific Islander:					0	0		
American Indian/Alaskan Native & White:					0	0		
Asian White:					0	0		
Black/African American & White:					0	0		
American Indian/Alaskan Native & Black/African American:					0	0		
Other multi-racial:					0	0		
Asian/Pacific Islander:					0	0		
Hispanic:					0	0		
Total:	0	0	0	0	0	0	0	0

Female-headed Households:

0



U.S. Department of Housing and Urban Development
Office of Community Planning and Development
Integrated Disbursement and Information System
CDBG Activity Summary Report (GPR) for Program Year 2018
SANTEE

Date: 09-Sep-2019

Time: 13:53

Page: 24

Income Category:

	Owner	Renter	Total	Person
Extremely Low			0	
Low Mod			0	
Moderate			0	
Non Low Moderate			0	
Total	0	0	0	0
Percent Low/Mod				

Annual Accomplishments

No data returned for this view. This might be because the applied filter excludes all data.



U.S. Department of Housing and Urban Development
 Office of Community Planning and Development
 Integrated Disbursement and Information System
 CDBG Activity Summary Report (GPR) for Program Year 2018
 SANTEE

Date: 09-Sep-2019
 Time: 13:53
 Page: 25

PGM Year: 2018
Project: 0010 - Program Administration
IDIS Activity: 414 - Program Administration

Status: Open
Location: ,

Objective:
Outcome:
Matrix Code: General Program Administration (21A) **National Objective:**

Initial Funding Date: 10/23/2018

Description:
 Grantee administration of CDBG program.
 (Allocation: \$42,980.00)

Financing

	Fund Type	Grant Year	Grant	Funded Amount	Drawn In Program Year	Drawn Thru Program Year
CDBG	EN	2018	B18MC060568	\$42,980.00	\$39,808.17	\$39,808.17
Total	Total			\$42,980.00	\$39,808.17	\$39,808.17

Proposed Accomplishments

Actual Accomplishments

Number assisted:

	Owner		Renter		Total		Person	
	Total	Hispanic	Total	Hispanic	Total	Hispanic	Total	Hispanic
White:					0	0		
Black/African American:					0	0		
Asian:					0	0		
American Indian/Alaskan Native:					0	0		
Native Hawaiian/Other Pacific Islander:					0	0		
American Indian/Alaskan Native & White:					0	0		
Asian White:					0	0		
Black/African American & White:					0	0		
American Indian/Alaskan Native & Black/African American:					0	0		
Other multi-racial:					0	0		
Asian/Pacific Islander:					0	0		
Hispanic:					0	0		
Total:	0	0	0	0	0	0	0	0
Female-headed Households:					0			



U.S. Department of Housing and Urban Development
Office of Community Planning and Development
Integrated Disbursement and Information System
CDBG Activity Summary Report (GPR) for Program Year 2018
SANTEE

Date: 09-Sep-2019

Time: 13:53

Page: 26

Income Category:

	Owner	Renter	Total	Person
Extremely Low			0	
Low Mod			0	
Moderate			0	
Non Low Moderate			0	
Total	0	0	0	0
Percent Low/Mod				

Annual Accomplishments

No data returned for this view. This might be because the applied filter excludes all data.



U.S. Department of Housing and Urban Development
 Office of Community Planning and Development
 Integrated Disbursement and Information System
 CDBG Activity Summary Report (GPR) for Program Year 2018
 SANTEE

Date: 09-Sep-2019
 Time: 13:53
 Page: 27

PGM Year: 2018
Project: 0003 - Public Services - Crisis House
IDIS Activity: 415 - Public Services - Crisis House

Status: Open
Location: 1034 N Magnolia Ave El Cajon, CA 92020-1918

Objective: Create suitable living environments
Outcome: Availability/accessibility
Matrix Code: Operating Costs of Homeless/AIDS Patients Programs (03T) **National Objective:** LMC

Initial Funding Date: 10/22/2018

Description:

Address homeless issues through case management, provide food, shelter vouchers, and skill development for long-term self sufficiency to 160 residents.
 (Allocation: \$5,490.00)

Financing

	Fund Type	Grant Year	Grant	Funded Amount	Drawn In Program Year	Drawn Thru Program Year
CDBG	EN	2018	B18MC060568	\$5,490.00	\$5,490.00	\$5,490.00
Total	Total			\$5,490.00	\$5,490.00	\$5,490.00


Proposed Accomplishments

People (General) : 160

Actual Accomplishments

Number assisted:

	Owner		Renter		Total		Person	
	Total	Hispanic	Total	Hispanic	Total	Hispanic	Total	Hispanic
White:	0	0	0	0	0	0	114	23
Black/African American:	0	0	0	0	0	0	2	0
Asian:	0	0	0	0	0	0	1	0
American Indian/Alaskan Native:	0	0	0	0	0	0	1	0
Native Hawaiian/Other Pacific Islander:	0	0	0	0	0	0	1	0
American Indian/Alaskan Native & White:	0	0	0	0	0	0	1	0
Asian White:	0	0	0	0	0	0	0	0
Black/African American & White:	0	0	0	0	0	0	0	0
American Indian/Alaskan Native & Black/African American:	0	0	0	0	0	0	0	0
Other multi-racial:	0	0	0	0	0	0	33	0
Asian/Pacific Islander:	0	0	0	0	0	0	0	0
Hispanic:	0	0	0	0	0	0	0	0
Total:	0	0	0	0	0	0	153	23
Female-headed Households:	0		0		0			



U.S. Department of Housing and Urban Development
Office of Community Planning and Development
Integrated Disbursement and Information System
CDBG Activity Summary Report (GPR) for Program Year 2018
SANTEE

Date: 09-Sep-2019

Time: 13:53

Page: 28

Income Category:

	Owner	Renter	Total	Person
Extremely Low	0	0	0	153
Low Mod	0	0	0	0
Moderate	0	0	0	0
Non Low Moderate	0	0	0	0
Total	0	0	0	153
Percent Low/Mod				100.0%

Annual Accomplishments

Years	Accomplishment Narrative	# Benefiting
2018	Provide food, shelter vouchers, and referrals, as well as skill development for long-term self-sufficiency, to 153 persons through June 2019.	



U.S. Department of Housing and Urban Development
 Office of Community Planning and Development
 Integrated Disbursement and Information System
 CDBG Activity Summary Report (GPR) for Program Year 2018
 SANTEE

Date: 09-Sep-2019
 Time: 13:53
 Page: 29

PGM Year: 2018
Project: 0009 - Program Administration - Fair Housing
IDIS Activity: 416 - Program Administration - Fair Housing

Status: Open
Location: ,
Objective:
Outcome:
Matrix Code: Fair Housing Activities (subject to 20% Admin Cap) (21D) **National Objective:**

Initial Funding Date: 10/23/2018

Description:
 Provide counseling and referral services to 160 low-moderate income clients including: 1. Persons alleging violations of fair housing laws as expressed in the Civil Rights Act of 1866, Title VIII of the 1968 Civil Rights Act, California's Rumford Fair Housing Act, and the Unruh Civil Rights Act; and 2. Persons seeking information and/or resolution regarding conflicts between tenants and landlords. (Allocation: \$15,500)

Financing

	Fund Type	Grant Year	Grant	Funded Amount	Drawn In Program Year	Drawn Thru Program Year
CDBG	EN	2018	B18MC060568	\$15,500.00	\$15,500.00	\$15,500.00
Total	Total			\$15,500.00	\$15,500.00	\$15,500.00

Proposed Accomplishments

Actual Accomplishments

Number assisted:

	Owner		Renter		Total		Person	
	Total	Hispanic	Total	Hispanic	Total	Hispanic	Total	Hispanic
White:					0	0		
Black/African American:					0	0		
Asian:					0	0		
American Indian/Alaskan Native:					0	0		
Native Hawaiian/Other Pacific Islander:					0	0		
American Indian/Alaskan Native & White:					0	0		
Asian White:					0	0		
Black/African American & White:					0	0		
American Indian/Alaskan Native & Black/African American:					0	0		
Other multi-racial:					0	0		
Asian/Pacific Islander:					0	0		
Hispanic:					0	0		
Total:	0	0	0	0	0	0	0	0



U.S. Department of Housing and Urban Development
Office of Community Planning and Development
Integrated Disbursement and Information System
CDBG Activity Summary Report (GPR) for Program Year 2018
SANTEE

Date: 09-Sep-2019

Time: 13:53

Page: 30

Female-headed Households:

0

Income Category:

	Owner	Renter	Total	Person
Extremely Low			0	
Low Mod			0	
Moderate			0	
Non Low Moderate			0	
Total	0	0	0	0
Percent Low/Mod				

Annual Accomplishments

No data returned for this view. This might be because the applied filter excludes all data.



U.S. Department of Housing and Urban Development
 Office of Community Planning and Development
 Integrated Disbursement and Information System
 CDBG Activity Summary Report (GPR) for Program Year 2018
 SANTEE

Date: 09-Sep-2019
 Time: 13:53
 Page: 31

PGM Year: 2018
Project: 0002 - Public Services - East County Family YMCA
IDIS Activity: 417 - Public Services - East County Family YMCA

Status: Open
Location: 10123 Riverwalk Dr Santee, CA 92071-5295
Objective: Create suitable living environments
Outcome: Availability/accessibility
Matrix Code: Youth Services (05D) **National Objective:** LMC

Initial Funding Date: 10/23/2018

Description:

Provide class and program fee scholarships for 50 disadvantaged low-income youth.
 (Allocation: \$2,190.00)

Financing

	Fund Type	Grant Year	Grant	Funded Amount	Drawn In Program Year	Drawn Thru Program Year
CDBG	EN	2018	B18MC060568	\$2,190.00	\$2,190.00	\$2,190.00
Total	Total			\$2,190.00	\$2,190.00	\$2,190.00


Proposed Accomplishments

People (General) : 50

Actual Accomplishments

Number assisted:

	Owner		Renter		Total		Person	
	Total	Hispanic	Total	Hispanic	Total	Hispanic	Total	Hispanic
White:	0	0	0	0	0	0	30	6
Black/African American:	0	0	0	0	0	0	2	0
Asian:	0	0	0	0	0	0	0	0
American Indian/Alaskan Native:	0	0	0	0	0	0	0	0
Native Hawaiian/Other Pacific Islander:	0	0	0	0	0	0	0	0
American Indian/Alaskan Native & White:	0	0	0	0	0	0	0	0
Asian White:	0	0	0	0	0	0	0	0
Black/African American & White:	0	0	0	0	0	0	0	0
American Indian/Alaskan Native & Black/African American:	0	0	0	0	0	0	0	0
Other multi-racial:	0	0	0	0	0	0	6	0
Asian/Pacific Islander:	0	0	0	0	0	0	0	0
Hispanic:	0	0	0	0	0	0	0	0
Total:	0	0	0	0	0	0	38	6
Female-headed Households:	0		0		0			



U.S. Department of Housing and Urban Development
Office of Community Planning and Development
Integrated Disbursement and Information System
CDBG Activity Summary Report (GPR) for Program Year 2018
SANTEE

Date: 09-Sep-2019

Time: 13:53

Page: 32

Income Category:

	Owner	Renter	Total	Person
Extremely Low	0	0	0	5
Low Mod	0	0	0	13
Moderate	0	0	0	16
Non Low Moderate	0	0	0	4
Total	0	0	0	38
Percent Low/Mod				89.5%

Annual Accomplishments

Years	Accomplishment Narrative	# Benefiting
2018	Provide class and program fee scholarships for thirty-eight (38) disadvantaged youth.	



U.S. Department of Housing and Urban Development
Office of Community Planning and Development
Integrated Disbursement and Information System
CDBG Activity Summary Report (GPR) for Program Year 2018
SANTEE

Date: 09-Sep-2019

Time: 13:53

Page: 33

Total Funded Amount:	\$3,375,376.13
Total Drawn Thru Program Year:	\$3,307,356.30
Total Drawn In Program Year:	\$250,271.17

U.S. DEPARTMENT OF HOUSING AND URBAN
DEVELOPMENT
OFFICE OF COMMUNITY PLANNING AND DEVELOPMENT
PR06 - Summary of Consolidated Plan Projects for Report
Year

DATE: 9/9/2019
TIME: 1:59:58 PM
PAGE: 1/1

IDIS

Plan IDIS Year Project	Project Title and Description	Program	Project Estimate	Committed Amount	Amount Drawn Thru Report Year	Amount Available to Draw	Amount Drawn in Report Year	
2018 1	Public Facilities - Secion 108 Debt Service	Repayment of Section 108 loan. Loan proceeds were dedicated to the improvement of Buena Vista Avenue and Cottonwood Avenue.	CDBG	\$149,884.00	\$156,065.00	\$151,123.00	\$4,942.00	\$151,123.00
2	Public Services - East County Family YMCA	Provides class and program fees (scholarships) for disadvantaged youth.	CDBG	\$2,190.00	\$2,190.00	\$2,190.00	\$0.00	\$2,190.00
3	Public Services - Crisis House	Homelessness prevention/resolution through case management, food, shelter and referrals.	CDBG	\$5,490.00	\$5,490.00	\$5,490.00	\$0.00	\$5,490.00
4	Public Services - ElderHelp San Diego	Independent living support for older adults through case management and referrals.	CDBG	\$3,260.00	\$3,260.00	\$3,260.00	\$0.00	\$3,260.00
5	Public Services - LSS Caring Neighbors Project	Support decent living conditions through minor repairs.	CDBG	\$3,260.00	\$3,260.00	\$3,260.00	\$0.00	\$3,260.00
6	Public Services - Meals on Wheels Greater San Diego	Administer senior nutrition program by providing home delivered meals to eligible older adults.	CDBG	\$5,490.00	\$5,490.00	\$5,490.00	\$0.00	\$5,490.00
7	Public Services - Santee Food Bank	Provide emergency food to community residents.	CDBG	\$14,720.00	\$14,270.00	\$14,270.00	\$0.00	\$14,270.00
8	Public Services - Santee Santas	Provide meals, non-perishable food and school supplies to needy families and seniors.	CDBG	\$9,880.00	\$9,880.00	\$9,880.00	\$0.00	\$9,880.00
9	Program Administration - Fair Housing	Provide fair housing counseling and referral services. Conduct fair housing testing.	CDBG	\$15,500.00	\$15,500.00	\$15,500.00	\$0.00	\$15,500.00
10	Program Administration	General program administration.	CDBG	\$42,900.00	\$42,980.00	\$39,808.17	\$3,171.83	\$39,808.17
11	Public Facilities - Section 108 Loan Debt Service Reserve	Debt service reserve related to Section 108 loan.	CDBG	\$59,906.00	\$59,906.00	\$0.00	\$59,906.00	\$0.00



U.S. Department of Housing and Urban Development
 Office of Community Planning and Development
 Integrated Disbursement and Information System
 CDBG Summary of Accomplishments
 Program Year: 2018

DATE: 08-29-19
 TIME: 16:14
 PAGE: 1

SANTEE

Count of CDBG Activities with Disbursements by Activity Group & Matrix Code

Activity Group	Activity Category	Open Count	Open Activities Disbursed	Completed Count	Completed Activities Disbursed	Program Year Count	Total Activities Disbursed
Housing	Rehab; Single-Unit Residential (14A)	1	\$0.00	0	\$0.00	1	\$0.00
	Total Housing	1	\$0.00	0	\$0.00	1	\$0.00
Public Services	Operating Costs of Homeless/AIDS Patients Programs (03T)	1	\$5,490.00	0	\$0.00	1	\$5,490.00
	Senior Services (05A)	3	\$12,010.00	0	\$0.00	3	\$12,010.00
	Youth Services (05D)	1	\$2,190.00	0	\$0.00	1	\$2,190.00
	Food Banks (05W)	1	\$14,270.00	0	\$0.00	1	\$14,270.00
	Other Public Services Not Listed in 05A-05Y, 03T (05Z)	1	\$9,880.00	0	\$0.00	1	\$9,880.00
	Total Public Services	7	\$43,840.00	0	\$0.00	7	\$43,840.00
General Administration and Planning	General Program Administration (21A)	1	\$39,808.17	1	\$0.00	2	\$39,808.17
	Fair Housing Activities (subject to 20% Admin Cap) (21D)	1	\$15,500.00	2	\$0.00	3	\$15,500.00
	Total General Administration and Planning	2	\$55,308.17	3	\$0.00	5	\$55,308.17
Repayment of Section 108 Loans	Planned Repayment of Section 108 Loan Principal (19F)	1	\$151,123.00	0	\$0.00	1	\$151,123.00
	Total Repayment of Section 108 Loans	1	\$151,123.00	0	\$0.00	1	\$151,123.00
Grand Total		11	\$250,271.17	3	\$0.00	14	\$250,271.17



U.S. Department of Housing and Urban Development
 Office of Community Planning and Development
 Integrated Disbursement and Information System
 CDBG Summary of Accomplishments
 Program Year: 2018

DATE: 08-29-19
 TIME: 16:14
 PAGE: 2

SANTEE

CDBG Sum of Actual Accomplishments by Activity Group and Accomplishment Type

Activity Group	Matrix Code	Accomplishment Type	Open Count	Completed Count	Program Year Totals
Public Services	Operating Costs of Homeless/AIDS Patients Programs (03T)	Persons	153	0	153
	Senior Services (05A)	Persons	234	0	234
	Youth Services (05D)	Persons	38	0	38
	Food Banks (05W)	Persons	13,427	0	13,427
	Other Public Services Not Listed in 05A-05Y, 03T (05Z)	Persons	793	0	793
	Total Public Services			14,645	0
Grand Total			14,645	0	14,645



SANTEE

CDBG Beneficiaries by Racial / Ethnic Category

Housing-Non Housing	Race	Total Persons	Total Hispanic		Total Hispanic Households
			Persons	Total Households	
Non Housing	White	13,178	2,632	0	0
	Black/African American	220	0	0	0
	Asian	506	0	0	0
	American Indian/Alaskan Native	200	0	0	0
	Native Hawaiian/Other Pacific Islander	24	0	0	0
	American Indian/Alaskan Native & White	1	0	0	0
	Asian & White	15	0	0	0
	Black/African American & White	5	0	0	0
	Amer. Indian/Alaskan Native & Black/African Amer.	3	0	0	0
	Other multi-racial	493	8	0	0
	Total Non Housing	14,645	2,640	0	0
Grand Total	White	13,178	2,632	0	0
	Black/African American	220	0	0	0
	Asian	506	0	0	0
	American Indian/Alaskan Native	200	0	0	0
	Native Hawaiian/Other Pacific Islander	24	0	0	0
	American Indian/Alaskan Native & White	1	0	0	0
	Asian & White	15	0	0	0
	Black/African American & White	5	0	0	0
	Amer. Indian/Alaskan Native & Black/African Amer.	3	0	0	0
	Other multi-racial	493	8	0	0
	Total Grand Total	14,645	2,640	0	0



U.S. Department of Housing and Urban Development
Office of Community Planning and Development
Integrated Disbursement and Information System
CDBG Summary of Accomplishments
Program Year: 2018

DATE: 08-29-19
TIME: 16:14
PAGE: 4

SANTEE

CDBG Beneficiaries by Income Category

	Income Levels	Owner Occupied	Renter Occupied	Persons
Non Housing	Extremely Low ($\leq 30\%$)	0	0	10,378
	Low ($>30\%$ and $\leq 50\%$)	0	0	3,417
	Mod ($>50\%$ and $\leq 80\%$)	0	0	845
	Total Low-Mod	0	0	14,640
	Non Low-Mod ($>80\%$)	0	0	5
	Total Beneficiaries	0	0	14,645



PART I: SUMMARY OF CDBG RESOURCES

01 UNEXPENDED CDBG FUNDS AT END OF PREVIOUS PROGRAM YEAR	0.00
02 ENTITLEMENT GRANT	279,382.00
03 SURPLUS URBAN RENEWAL	0.00
04 SECTION 108 GUARANTEED LOAN FUNDS	0.00
05 CURRENT YEAR PROGRAM INCOME	13,023.00
05a CURRENT YEAR SECTION 108 PROGRAM INCOME (FOR SI TYPE)	0.00
06 FUNDS RETURNED TO THE LINE-OF-CREDIT	36,595.99
06a FUNDS RETURNED TO THE LOCAL CDBG ACCOUNT	0.00
07 ADJUSTMENT TO COMPUTE TOTAL AVAILABLE	(13,023.00)
08 TOTAL AVAILABLE (SUM, LINES 01-07)	315,977.99

PART II: SUMMARY OF CDBG EXPENDITURES

09 DISBURSEMENTS OTHER THAN SECTION 108 REPAYMENTS AND PLANNING/ADMINISTRATION	43,840.00
10 ADJUSTMENT TO COMPUTE TOTAL AMOUNT SUBJECT TO LOW/MOD BENEFIT	0.00
11 AMOUNT SUBJECT TO LOW/MOD BENEFIT (LINE 09 + LINE 10)	43,840.00
12 DISBURSED IN IDIS FOR PLANNING/ADMINISTRATION	55,308.17
13 DISBURSED IN IDIS FOR SECTION 108 REPAYMENTS	151,123.00
14 ADJUSTMENT TO COMPUTE TOTAL EXPENDITURES	0.00
15 TOTAL EXPENDITURES (SUM, LINES 11-14)	250,271.17
16 UNEXPENDED BALANCE (LINE 08 - LINE 15)	65,706.82

PART III: LOWMOD BENEFIT THIS REPORTING PERIOD

17 EXPENDED FOR LOW/MOD HOUSING IN SPECIAL AREAS	0.00
18 EXPENDED FOR LOW/MOD MULTI-UNIT HOUSING	0.00
19 DISBURSED FOR OTHER LOW/MOD ACTIVITIES	43,840.00
20 ADJUSTMENT TO COMPUTE TOTAL LOW/MOD CREDIT	0.00
21 TOTAL LOW/MOD CREDIT (SUM, LINES 17-20)	43,840.00
22 PERCENT LOW/MOD CREDIT (LINE 21/LINE 11)	100.00%

LOW/MOD BENEFIT FOR MULTI-YEAR CERTIFICATIONS

23 PROGRAM YEARS(PY) COVERED IN CERTIFICATION	PY: PY: PY:
24 CUMULATIVE NET EXPENDITURES SUBJECT TO LOW/MOD BENEFIT CALCULATION	0.00
25 CUMULATIVE EXPENDITURES BENEFITTING LOW/MOD PERSONS	0.00
26 PERCENT BENEFIT TO LOW/MOD PERSONS (LINE 25/LINE 24)	0.00%

PART IV: PUBLIC SERVICE (PS) CAP CALCULATIONS

27 DISBURSED IN IDIS FOR PUBLIC SERVICES	43,840.00
28 PS UNLIQUIDATED OBLIGATIONS AT END OF CURRENT PROGRAM YEAR	0.00
29 PS UNLIQUIDATED OBLIGATIONS AT END OF PREVIOUS PROGRAM YEAR	0.00
30 ADJUSTMENT TO COMPUTE TOTAL PS OBLIGATIONS	0.00
31 TOTAL PS OBLIGATIONS (LINE 27 + LINE 28 - LINE 29 + LINE 30)	43,840.00
32 ENTITLEMENT GRANT	279,382.00
33 PRIOR YEAR PROGRAM INCOME	0.00
34 ADJUSTMENT TO COMPUTE TOTAL SUBJECT TO PS CAP	13,023.00
35 TOTAL SUBJECT TO PS CAP (SUM, LINES 32-34)	292,405.00
36 PERCENT FUNDS OBLIGATED FOR PS ACTIVITIES (LINE 31/LINE 35)	14.99%

PART V: PLANNING AND ADMINISTRATION (PA) CAP

37 DISBURSED IN IDIS FOR PLANNING/ADMINISTRATION	55,308.17
38 PA UNLIQUIDATED OBLIGATIONS AT END OF CURRENT PROGRAM YEAR	0.00
39 PA UNLIQUIDATED OBLIGATIONS AT END OF PREVIOUS PROGRAM YEAR	0.00
40 ADJUSTMENT TO COMPUTE TOTAL PA OBLIGATIONS	0.00
41 TOTAL PA OBLIGATIONS (LINE 37 + LINE 38 - LINE 39 +LINE 40)	55,308.17
42 ENTITLEMENT GRANT	279,382.00
43 CURRENT YEAR PROGRAM INCOME	13,023.00
44 ADJUSTMENT TO COMPUTE TOTAL SUBJECT TO PA CAP	13,023.00
45 TOTAL SUBJECT TO PA CAP (SUM, LINES 42-44)	305,428.00
46 PERCENT FUNDS OBLIGATED FOR PA ACTIVITIES (LINE 41/LINE 45)	18.11%



Office of Community Planning and Development
 U.S. Department of Housing and Urban Development
 Integrated Disbursement and Information System
 PR26 - CDBG Financial Summary Report
 Program Year 2018
 SANTEE, CA

DATE: 09-27-19
 TIME: 18:39
 PAGE: 2

LINE 17 DETAIL: ACTIVITIES TO CONSIDER IN DETERMINING THE AMOUNT TO ENTER ON LINE 17

Report returned no data.

LINE 18 DETAIL: ACTIVITIES TO CONSIDER IN DETERMINING THE AMOUNT TO ENTER ON LINE 18


Report returned no data.

LINE 19 DETAIL: ACTIVITIES INCLUDED IN THE COMPUTATION OF LINE 19

Plan Year	IDIS Project	IDIS Activity	Voucher Number	Activity Name	Matrix Code	National Objective	Drawn Amount
2018	3	415	6203064	Public Services - Crisis House	03T	LMC	\$922.64
2018	3	415	6219747	Public Services - Crisis House	03T	LMC	\$894.96
2018	3	415	6227503	Public Services - Crisis House	03T	LMC	\$458.65
2018	3	415	6239999	Public Services - Crisis House	03T	LMC	\$441.02
2018	3	415	6273703	Public Services - Crisis House	03T	LMC	\$1,834.30
2018	3	415	6292158	Public Services - Crisis House	03T	LMC	\$938.43
						03T	Matrix Code
							\$5,490.00
2018	4	412	6219747	Public Services - ElderHelp San Diego	05A	LMCSV	\$815.00
2018	4	412	6239999	Public Services - ElderHelp San Diego	05A	LMCSV	\$815.00
2018	4	412	6273703	Public Services - ElderHelp San Diego	05A	LMCSV	\$815.00
2018	4	412	6292158	Public Services - ElderHelp San Diego	05A	LMCSV	\$815.00
2018	5	411	6219747	Public Services - LSS Caring Neighbors Project	05A	LMC	\$815.00
2018	5	411	6239999	Public Services - LSS Caring Neighbors Project	05A	LMC	\$815.00
2018	5	411	6273703	Public Services - LSS Caring Neighbors Project	05A	LMC	\$815.00
2018	5	411	6292158	Public Services - LSS Caring Neighbors Project	05A	LMC	\$815.00
2018	6	410	6219747	Public Services - Meals on Wheels Greater San Diego	05A	LMC	\$1,250.00
2018	6	410	6239999	Public Services - Meals on Wheels Greater San Diego	05A	LMC	\$1,250.00
2018	6	410	6273703	Public Services - Meals on Wheels Greater San Diego	05A	LMC	\$1,250.00
2018	6	410	6292158	Public Services - Meals on Wheels Greater San Diego	05A	LMC	\$1,740.00
						05A	Matrix Code
							\$12,010.00
2018	2	417	6292158	Public Services - East County Family YMCA	05D	LMC	\$2,190.00
						05D	Matrix Code
							\$2,190.00
2018	7	408	6219747	Public Services - Santee Food Bank	05W	LMC	\$3,981.07
2018	7	408	6239999	Public Services - Santee Food Bank	05W	LMC	\$3,912.85
2018	7	408	6273703	Public Services - Santee Food Bank	05W	LMC	\$2,836.74
2018	7	408	6292158	Public Services - Santee Food Bank	05W	LMC	\$3,539.34
						05W	Matrix Code
							\$14,270.00
2018	8	409	6227503	Public Services - Santee Santas	05Z	LMC	\$9,880.00
						05Z	Matrix Code
							\$9,880.00
Total							\$43,840.00

LINE 27 DETAIL: ACTIVITIES INCLUDED IN THE COMPUTATION OF LINE 27

Plan Year	IDIS Project	IDIS Activity	Voucher Number	Activity Name	Matrix Code	National Objective	Drawn Amount
2018	3	415	6203064	Public Services - Crisis House	03T	LMC	\$922.64
2018	3	415	6219747	Public Services - Crisis House	03T	LMC	\$894.96
2018	3	415	6227503	Public Services - Crisis House	03T	LMC	\$458.65
2018	3	415	6239999	Public Services - Crisis House	03T	LMC	\$441.02
2018	3	415	6273703	Public Services - Crisis House	03T	LMC	\$1,834.30
2018	3	415	6292158	Public Services - Crisis House	03T	LMC	\$938.43
						03T	Matrix Code
							\$5,490.00
2018	4	412	6219747	Public Services - ElderHelp San Diego	05A	LMCSV	\$815.00
2018	4	412	6239999	Public Services - ElderHelp San Diego	05A	LMCSV	\$815.00
2018	4	412	6273703	Public Services - ElderHelp San Diego	05A	LMCSV	\$815.00
2018	4	412	6292158	Public Services - ElderHelp San Diego	05A	LMCSV	\$815.00
2018	5	411	6219747	Public Services - LSS Caring Neighbors Project	05A	LMC	\$815.00



Office of Community Planning and Development
 U.S. Department of Housing and Urban Development
 Integrated Disbursement and Information System
 PR26 - CDBG Financial Summary Report
 Program Year 2018
 SANTEE , CA

DATE: 09-27-19
 TIME: 18:39
 PAGE: 3

Plan Year	IDIS Project	IDIS Activity	Voucher Number	Activity Name	Matrix Code	National Objective	Drawn Amount
2018	5	411	6239999	Public Services - LSS Caring Neighbors Project	05A	LMC	\$815.00
2018	5	411	6273703	Public Services - LSS Caring Neighbors Project	05A	LMC	\$815.00
2018	5	411	6292158	Public Services - LSS Caring Neighbors Project	05A	LMC	\$815.00
2018	6	410	6219747	Public Services - Meals on Wheels Greater San Diego	05A	LMC	\$1,250.00
2018	6	410	6239999	Public Services - Meals on Wheels Greater San Diego	05A	LMC	\$1,250.00
2018	6	410	6273703	Public Services - Meals on Wheels Greater San Diego	05A	LMC	\$1,250.00
2018	6	410	6292158	Public Services - Meals on Wheels Greater San Diego	05A	LMC	\$1,740.00
							05A Matrix Code \$12,010.00
2018	2	417	6292158	Public Services - East County Family YMCA	05D	LMC	\$2,190.00
							05D Matrix Code \$2,190.00
2018	7	408	6219747	Public Services - Santee Food Bank	05W	LMC	\$3,981.07
2018	7	408	6239999	Public Services - Santee Food Bank	05W	LMC	\$3,912.85
2018	7	408	6273703	Public Services - Santee Food Bank	05W	LMC	\$2,836.74
2018	7	408	6292158	Public Services - Santee Food Bank	05W	LMC	\$3,539.34
							05W Matrix Code \$14,270.00
2018	8	409	6227503	Public Services - Santee Santas	05Z	LMC	\$9,880.00
							05Z Matrix Code \$9,880.00
Total							\$43,840.00

LINE 37 DETAIL: ACTIVITIES INCLUDED IN THE COMPUTATION OF LINE 37

Plan Year	IDIS Project	IDIS Activity	Voucher Number	Activity Name	Matrix Code	National Objective	Drawn Amount
2017	1	396	6236294	Program Administration	21A		(\$32,856.59)
2017	1	396	6240030	Program Administration	21A		\$32,856.59
2018	10	414	6203064	Program Administration	21A		\$6,848.32
2018	10	414	6219747	Program Administration	21A		\$1,807.70
2018	10	414	6239999	Program Administration	21A		\$0.47
2018	10	414	6273703	Program Administration	21A		\$223.50
2018	10	414	6292158	Program Administration	21A		\$30,928.18
							21A Matrix Code \$39,808.17
2016	1	392	6236294	CSA San Diego County	21D		(\$107.98)
2016	1	392	6240030	CSA San Diego County	21D		\$107.98
2017	2	397	6236294	Program Administration - Fair Housing	21D		(\$3,631.42)
2017	2	397	6240030	Program Administration - Fair Housing	21D		\$3,631.42
2018	9	416	6219747	Program Administration - Fair Housing	21D		\$5,628.90
2018	9	416	6227503	Program Administration - Fair Housing	21D		\$1,504.27
2018	9	416	6239999	Program Administration - Fair Housing	21D		\$1,039.17
2018	9	416	6273703	Program Administration - Fair Housing	21D		\$3,737.72
2018	9	416	6292158	Program Administration - Fair Housing	21D		\$1,121.10
2018	9	416	6298814	Program Administration - Fair Housing	21D		\$2,468.84
							21D Matrix Code \$15,500.00
Total							\$55,308.17

U.S. DEPARTMENT OF HOUSING AND URBAN
DEVELOPMENT
OFFICE OF COMMUNITY PLANNING AND DEVELOPMENT
PR01 - HUD Grants and Program Income

DATE: 9/27/2019
TIME: 6:13:53 PM
PAGE: 1/2

IDIS

Program	Fund Type	Grantee Name	Grantee State Code	Grant Number	Authorized Amount	Suballocated Amount	Amount Committed to Activities	Net Drawn Amount
CDBG	PI	SANTEE	CA	B97MC060568	\$25,272.18	\$0.00	\$25,272.18	\$25,272.18
				B98MC060568	\$3,741.00	\$0.00	\$3,741.00	\$3,741.00
				B00MC060568	\$4,000.00	\$0.00	\$4,000.00	\$4,000.00
				B02MC060568	\$3,949.00	\$0.00	\$3,949.00	\$3,949.00
				B03MC060568	\$0.00	\$0.00	\$0.00	\$0.00
				B04MC060568	\$29,790.00	\$0.00	\$29,790.00	\$29,790.00
				B05MC060568	\$3,758.00	\$0.00	\$3,758.00	\$3,758.00
				B06MC060568	\$7,850.00	\$0.00	\$7,850.00	\$7,850.00
				B15MC060568	\$12,200.00	\$0.00	\$12,200.00	\$12,200.00
				B18MC060568	\$13,023.00	\$0.00	\$0.00	\$0.00
				SANTEE Subtotal:	\$103,583.18	\$0.00	\$90,560.18	\$90,560.18
		PI Subtotal:			\$103,583.18	\$0.00	\$90,560.18	\$90,560.18
GRANTEE					\$103,583.18	\$0.00	\$90,560.18	\$90,560.18

U.S. DEPARTMENT OF HOUSING AND URBAN
DEVELOPMENT
OFFICE OF COMMUNITY PLANNING AND DEVELOPMENT
PR01 - HUD Grants and Program Income

DATE: 9/27/2019
TIME: 6:13:53 PM
PAGE: 2/2

IDIS

Program	Fund Type	Grantee Name	Grantee State Code	Grant Number	FY YTD Net Draw Amount	Available to Commit	Available to Draw	Recapture Amount
CDBG	PI	SANTEE	CA	B97MC060568	\$0.00	\$0.00	\$0.00	\$0.00
				B98MC060568	\$0.00	\$0.00	\$0.00	\$0.00
				B00MC060568	\$0.00	\$0.00	\$0.00	\$0.00
				B02MC060568	\$0.00	\$0.00	\$0.00	\$0.00
				B03MC060568	\$0.00	\$0.00	\$0.00	\$0.00
				B04MC060568	\$0.00	\$0.00	\$0.00	\$0.00
				B05MC060568	\$0.00	\$0.00	\$0.00	\$0.00
				B06MC060568	\$0.00	\$0.00	\$0.00	\$0.00
				B15MC060568	\$0.00	\$0.00	\$0.00	\$0.00
				B18MC060568	\$0.00	\$13,023.00	\$13,023.00	\$0.00
				SANTEE Subtotal:	\$0.00	\$13,023.00	\$13,023.00	\$0.00
		PI Subtotal:			\$0.00	\$13,023.00	\$13,023.00	\$0.00
GRANTEE					\$0.00	\$13,023.00	\$13,023.00	\$0.00

U.S. Department of Housing and Urban Development
 Office of Community Planning and Development
 Integrated Disbursement and Information System
 List of Activities By Program Year And Project
 SANTEE,CA

REPORT FOR CPD PROGRAM CDBG
 PGM YR 2018

Plan Year	IDIS Project	Project	IDIS Activity ID	Activity Name	Activity Status	Program	Funded Amount	Draw Amount	Balance
2018	1	Public Facilities - Secion 108 Debt Service	407	Public Facilities - Section 108 Loan Debt Service	Open	CDBG	\$156,065.00	\$151,123.00	\$4,942.00
		Project Total					\$156,065.00	\$151,123.00	\$4,942.00
	2	Public Services - East County Family YMCA	417	Public Services - East County Family YMCA	Open	CDBG	\$2,190.00	\$2,190.00	\$0.00
		Project Total					\$2,190.00	\$2,190.00	\$0.00
	3	Public Services - Crisis House	415	Public Services - Crisis House	Open	CDBG	\$5,490.00	\$5,490.00	\$0.00
		Project Total					\$5,490.00	\$5,490.00	\$0.00
	4	Public Services - ElderHelp San Diego	412	Public Services - ElderHelp San Diego	Open	CDBG	\$3,260.00	\$3,260.00	\$0.00
		Project Total					\$3,260.00	\$3,260.00	\$0.00
	5	Public Services - LSS Caring Neighbors Project	411	Public Services - LSS Caring Neighbors Project	Open	CDBG	\$3,260.00	\$3,260.00	\$0.00
		Project Total					\$3,260.00	\$3,260.00	\$0.00
	6	Public Services - Meals on Wheels Greater San Diego	410	Public Services - Meals on Wheels Greater San Diego	Open	CDBG	\$5,490.00	\$5,490.00	\$0.00
		Project Total					\$5,490.00	\$5,490.00	\$0.00
	7	Public Services - Santee Food Bank	408	Public Services - Santee Food Bank	Open	CDBG	\$14,270.00	\$14,270.00	\$0.00
		Project Total					\$14,270.00	\$14,270.00	\$0.00
	8	Public Services - Santee Santas	409	Public Services - Santee Santas	Open	CDBG	\$9,880.00	\$9,880.00	\$0.00
		Project Total					\$9,880.00	\$9,880.00	\$0.00
	9	Program Administration - Fair Housing	416	Program Administration - Fair Housing	Open	CDBG	\$15,500.00	\$15,500.00	\$0.00
		Project Total					\$15,500.00	\$15,500.00	\$0.00
	10	Program Administration	414	Program Administration	Open	CDBG	\$42,980.00	\$39,808.17	\$3,171.83
		Project Total					\$42,980.00	\$39,808.17	\$3,171.83
	11	Public Facilities - Section 108 Loan Debt Service Reserve	413	Public Facilities - Section 108 Loan Debt Service Reserve	Canceled	CDBG	\$0.00	\$0.00	\$0.00
		Project Total					\$0.00	\$0.00	\$0.00
		Program Total				CDBG	\$258,385.00	\$250,271.17	\$8,113.83
		2018 Total					\$258,385.00	\$250,271.17	\$8,113.83
		Program Grand Total				CDBG	\$258,385.00	\$250,271.17	\$8,113.83
		Grand Total					\$258,385.00	\$250,271.17	\$8,113.83